

```

XMLSchema" xml version="1.0" encoding="UTF-8" ?
exchangenetwork" <xsd:schema
xmlns:xsd="http://www.w3.org/2001/XMLSchema"
xmlns:nei="http://www.epa.gov/exchangenetwork"
targetNamespace="http://www.epa.gov/exchangenetwork"
elementFormDefault="qualified" attributeFormDefault="unqualified"
version="3.0">
<xsd:include schemaLocation="EN_NEI_Common_v3_0.xsd" />
<!--
Start of Schema Header
-->
<xsd:annotation base="http://www.w3.org/2001/XMLSchema"
xmlns:xsd="http://www.w3.org/2001/XMLSchema"
xmlns:documentation="http://www.epa.gov/exchangenetwork/documentation"
Point</xsd:documentation>
XML 3.0 Point data</xsd:documentation>
Available:http://www.epa.gov/exchangenetwork/documentation/
<xsd:documentation base="http://www.w3.org/2001/XMLSchema"
xmlns:xsd="http://www.w3.org/2001/XMLSchema"
xmlns:documentation="http://www.epa.gov/exchangenetwork/documentation"
input format</xsd:documentation>
encoding="UTF-8" ?
user</xsd:documentation>
Agency
http://www.epa.gov/exchangenetwork/
http://www.epa.gov/exchangenetwork/
default="qualified" attributeFormDefault="unqualified"
schemaLocation="EN_NEI_Common_v3_0.xsd"
Schema Name: NEI XML 3.0
Current Version
http://www.epa.gov/exchangenetwork/
Description: The NEI XML 3.0 Point data
Application: Varies by
Developed By: Environmental Information
"UTF-8" ?>
http://www.epa.gov/exchangenetwork/
www.w3.org/2001/XMLSchema"
www.epa.gov/exchangenetwork"
"qualified" attributeFormDefault="unqualified"
Location="EN_NEI_Common_v3_0.xsd"

```

Integrated Compliance Information System – National Pollutant Discharge Elimination System (ICIS- NPDES) XML Schema User Guide

Version 5.3

Issuance Date: April 24, 2015

Prepared by:

United States Environmental Protection Agency
Office of Enforcement and Compliance Assurance
1200 Pennsylvania Avenue, NW
Washington, DC 20460



Table of Contents

| | |
|-------|--|
| i | |
| 1 | Introduction 1-1 |
| 1.1 | Overview of Document 1-1 |
| 1.2 | Intended Audience 1-2 |
| 1.3 | Data Files 1-2 |
| 1.4 | Other Useful ICIS-NPDES Documents 1-2 |
| 1.5 | Questions/Comments 1-2 |
| 1.6 | Acronyms 1-3 |
| 1.7 | Glossary 1-4 |
| 2 | ICIS-NPDES Batch Processing Overview 2-1 |
| 2.1 | ICIS-NPDES Batch Processing 2-1 |
| 2.2 | Roles and Responsibilities 2-2 |
| 2.2.1 | State Roles and Responsibilities 2-2 |
| 2.2.2 | Implementer of Record 2-2 |
| 2.2.3 | Batch Submitter Roles and Responsibilities 2-3 |
| 2.2.4 | EPA Headquarters Roles and Responsibilities 2-3 |
| 2.2.5 | EPA Region Roles and Responsibilities 2-4 |
| 3 | Preparing for ICIS-NPDES Batch 3-1 |
| 3.1 | Batch Generation Software 3-1 |
| 3.2 | Transactional Processing 3-4 |
| 3.2.1 | New Transactions 3-4 |
| 3.2.2 | Change Transactions 3-4 |
| 3.2.3 | Replace Transactions 3-4 |
| 3.2.4 | Delete Transactions 3-5 |
| 3.2.5 | Mass Delete Transactions 3-5 |
| 3.2.6 | Processing Order of Transactions 3-5 |
| 3.3 | Naming Conventions and Field Level Rules for XML Instance Documents 3-12 |
| 3.4 | Data Type Formats 3-13 |
| 3.4.1 | Character Data Type 3-13 |
| 3.4.2 | Integer Data Type 3-13 |
| 3.4.3 | Fixed Decimal Fields 3-14 |
| 3.4.4 | Date Fields 3-14 |
| 3.4.5 | Empty Fields 3-14 |
| 3.5 | File Format Conventions for XML Instance Documents 3-15 |
| 3.5.1 | Root Element and Header Block 3-15 |
| 3.5.2 | Payload Block 3-16 |
| 3.5.3 | Record Block 3-17 |
| 3.5.4 | Data Blocks 3-21 |
| 3.6 | Generic Edits 3-29 |
| 3.6.1 | CDX Edit Checks 3-29 |
| 3.6.2 | ICIS-NPDES Pre-Parser Edit Checks 3-29 |
| 3.6.3 | ICIS-NPDES Parser Edit Checks 3-29 |
| 3.6.4 | ICIS-NPDES System Edit Checks 3-30 |
| 4 | Working with ICIS-NPDES Schema Files 4-31 |

| | | |
|-------|--|------|
| 4.1 | ICIS-NPDES Batch Processing and IDEF, PCS | 4-31 |
| 4.2 | ICIS-NPDES Batch Processing and Exchange Network Node Plug-Ins | 4-31 |
| 4.3 | ICIS-NPDES Schema, Examples and Data Dictionary | 4-31 |
| 4.4 | Working With ICIS-NPDES Schema | 4-32 |
| 4.5 | Validating XML Files With ICIS-NPDES Schema | 4-35 |
| 4.5.1 | Schema Validation Software | 4-35 |
| 4.5.2 | Schema Validation with Stylus Studio | 4-35 |
| 5 | Establishing Access to CDX and ICIS-NPDES | 5-42 |
| 5.1 | ICIS-NPDES Access | 5-42 |
| 5.2 | CDX EN Services Center Access | 5-42 |
| 5.3 | Establishing and Configuring a Node on the Exchange Network | 5-42 |
| 6 | Submitting Files to ICIS-NPDES Batch | 6-1 |
| 6.1 | Submitting ICIS-NPDES Batch Files Manually Through the CDX Exchange Network Services Center | 6-1 |
| 6.1.1 | Viewing Results For Hybrid Batch States | 6-6 |
| 6.1.2 | Viewing Results for Full Batch States | 6-9 |
| 6.2 | Submitting ICIS-NPDES Batch Files Electronically Through a Node on the Exchange Network | 6-13 |
| 6.2.1 | Installing or Upgrading a Node | 6-15 |
| 6.3 | E-mail Submission Notifications | 6-16 |
| 7 | Viewing ICIS-NPDES Batch Submission Results | 7-1 |
| 7.1 | ICIS-NPDES DMR Batch Audit Reports | 7-1 |
| 7.1.1 | Rejected Transactions Report | 7-5 |
| 7.1.2 | Accepted Transactions Report | 7-6 |
| 7.1.3 | Batch Transactions Summary Report | 7-8 |
| 7.2 | ICIS-NPDES Full Batch Results | 7-8 |
| 7.2.1 | File Error Results XML | 7-11 |
| 7.2.2 | Accepted Transaction Results XML | 7-12 |
| 7.2.3 | Rejected Transaction Results XML | 7-24 |
| 7.2.4 | Transaction Summary Results XML | 7-37 |
| 8 | Data Mapping and Rules | 8-1 |
| 8.1 | Basic Permit and General Permit Covered Facility Mapping and Rules | 8-1 |
| 8.1.1 | Basic Permit and General Permit Covered Facility Mapping | 8-1 |
| 8.1.2 | Rules for Parsing State Submitted Basic Permit and General Permit Covered Facility XML Files | 8-13 |
| 8.2 | Master General Permit Mapping and Rules | 8-15 |
| 8.2.1 | Master General Permit Mapping | 8-15 |
| 8.2.2 | Rules for Parsing State Submitted Master General Permit XML Files | 8-20 |
| 8.3 | Permit Component Mapping and Rules | 8-21 |
| 8.3.1 | Permit Component Mapping | 8-21 |
| 8.3.2 | Rules for Parsing State Submitted Permit Component XML Files | 8-42 |
| 8.4 | Unpermitted Facility Mapping and Rules | 8-44 |
| 8.4.1 | Unpermitted Facility Mapping | 8-44 |
| 8.4.2 | Rules for Parsing State Submitted Unpermitted Facility XML Files | 8-52 |
| 8.5 | Permitted Feature Mapping and Rules | 8-53 |
| 8.5.1 | Permitted Feature Mapping | 8-53 |
| 8.5.2 | Rules for Parsing State Submitted Permitted Feature XML Files | 8-59 |
| 8.6 | Limit Set Mapping and Rules | 8-61 |
| 8.6.1 | Limit Set Mapping | 8-61 |
| 8.6.2 | Rules for Parsing State Submitted Limit Set XML Files | 8-64 |
| 8.7 | Parameter Limit and Limit Segment Mapping and Rules | 8-66 |
| 8.7.1 | Parameter Limit and Limit Segment Mapping | 8-66 |
| 8.7.2 | Rules for Parsing State Submitted Limit XML Files | 8-73 |
| 8.8 | Effluent Trade Partner Mapping and Rules | 8-76 |
| 8.8.1 | Effluent Trade Partner Mapping | 8-76 |

| | | |
|--------|--|-------|
| 8.8.2 | Rules for Parsing State Submitted Effluent Trade Partner XML Files | 8-79 |
| 8.9 | Narrative Condition Schedule Mapping and Rules | 8-81 |
| 8.9.1 | Narrative Condition Schedule Mapping | 8-81 |
| 8.9.2 | Rules for Parsing State Submitted Narrative Condition Schedule XML Files | 8-82 |
| 8.10 | Historical Permit Schedule Event Mapping and Rules..... | 8-83 |
| 8.10.1 | Historical Permit Schedule Event Mapping..... | 8-83 |
| 8.10.2 | Rules for Parsing State Submitted Historical Permit Schedule Event XML Files | 8-84 |
| 8.11 | Permit Tracking Event Mapping and Rules..... | 8-86 |
| 8.11.1 | Permit Tracking Event Mapping..... | 8-86 |
| 8.11.2 | Rules for Parsing State Submitted Permit Tracking Event XML Files | 8-86 |
| 8.12 | Permit Reissuance Mapping and Rules | 8-88 |
| 8.12.1 | Permit Reissuance Mapping | 8-88 |
| 8.12.2 | Rules for Parsing State Submitted Permit Reissuance XML Files | 8-88 |
| 8.13 | Permit Termination Mapping and Rules..... | 8-89 |
| 8.13.1 | Permit Termination Mapping..... | 8-89 |
| 8.13.2 | Rules for Parsing State Submitted Permit Termination XML Files | 8-90 |
| 8.14 | Discharge Monitoring Report Mapping and Rules | 8-90 |
| 8.14.1 | Discharge Monitoring Report Mapping | 8-90 |
| 8.14.2 | Rules for Parsing State Submitted DMR XML Files | 8-97 |
| 8.15 | Discharge Monitoring Report Violation Mapping and Rules | 8-99 |
| 8.15.1 | Discharge Monitoring Report Violation Mapping | 8-100 |
| 8.15.2 | Rules for Parsing State Submitted DMR Violation XML Files | 8-102 |
| 8.16 | Discharge Monitoring Report Linkage Mapping and Rules | 8-103 |
| 8.16.1 | Discharge Monitoring Report Linkage Mapping | 8-103 |
| 8.16.2 | Rules for Parsing EPA Submitted Discharge Monitoring Report Linkage XML Files..... | 8-104 |
| 8.17 | State NPDES Compliance Monitoring Mapping and Rules | 8-105 |
| 8.17.1 | State NPDES Compliance Monitoring Mapping | 8-105 |
| 8.17.2 | Rules for Parsing State NPDES Submitted Compliance Monitoring XML Files | 8-121 |
| 8.18 | Federal NPDES Compliance Monitoring Mapping and Rules | 8-123 |
| 8.18.1 | Federal NPDES Compliance Monitoring Mapping | 8-123 |
| 8.18.2 | Rules for Parsing EPA Submitted Federal NPDES Compliance Monitoring XML Files | 8-141 |
| 8.19 | Compliance Monitoring Linkage Mapping and Rules..... | 8-143 |
| 8.19.1 | Compliance Monitoring Linkage Mapping | 8-143 |
| 8.19.2 | Rules for Parsing Compliance Monitoring Linkage XML Files..... | 8-147 |
| 8.20 | Program Report Mapping and Rules..... | 8-148 |
| 8.20.1 | Program Report Mapping | 8-148 |
| 8.20.2 | Rules for Parsing State Submitted Program Report XML Files..... | 8-164 |
| 8.21 | State NPDES Formal Enforcement Action Mapping and Rules | 8-165 |
| 8.21.1 | State NPDES Formal Enforcement Action Mapping | 8-165 |
| 8.21.2 | Rules for Parsing State NPDES Submitted Formal Enforcement Action XML Files | 8-168 |
| 8.22 | State NPDES Informal Enforcement Action Mapping and Rules..... | 8-170 |
| 8.22.1 | State NPDES Informal Enforcement Action Mapping..... | 8-170 |
| 8.22.2 | Rules for Parsing State NPDES Submitted Informal Enforcement Action XML Files | 8-172 |
| 8.23 | State NPDES Enforcement Action Milestone Mapping and Rules | 8-174 |
| 8.23.1 | State NPDES Enforcement Action Milestone Mapping | 8-174 |
| 8.23.2 | Rules for Parsing State NPDES Submitted Enforcement Action Milestone XML Files | 8-175 |
| 8.24 | Enforcement Action Violation Linkage Mapping and Rules | 8-176 |
| 8.24.1 | Enforcement Action Violation Linkage Mapping | 8-176 |
| 8.24.2 | Rules for Parsing State Submitted Enforcement Action Violation Linkage XML Files | 8-178 |
| 8.25 | State NPDES Final Order Violation Linkage Mapping and Rules..... | 8-180 |

| | | |
|--------|--|-------|
| 8.25.1 | State NPDES Final Order Violation Linkage Mapping..... | 8-180 |
| 8.25.2 | Rules for Parsing State NPDES Submitted Final Order Violation Linkage XML Files 8-182 | |
| 8.26 | Compliance Schedule Mapping and Rules | 8-184 |
| 8.26.1 | Compliance Schedule Mapping | 8-184 |
| 8.26.2 | Rules for Parsing State Submitted Compliance Schedule XML Files | 8-185 |
| 8.27 | Schedule Event Violation Mapping and Rules | 8-186 |
| 8.27.1 | Schedule Event Violation Mapping | 8-186 |
| 8.27.2 | Rules for Parsing State Submitted Schedule Event Violation XML Files | 8-188 |
| 8.28 | Single Event Violation Mapping and Rules | 8-189 |
| 8.28.1 | Single Event Violation Mapping | 8-189 |
| 8.28.2 | Rules for Parsing State Submitted Single Event Violation XML Files | 8-191 |
| 8.29 | Copy Master General Permit Limit Set to General Permit Covered Facility Mapping and Rules | 8-192 |
| 8.29.1 | Copy Master General Permit Limit Set to General Permit Covered Facility Mapping 8-192 | |
| 8.29.2 | Rules for Parsing Copy Master General Permit Limit Set to General Permit Covered Facility XML Files | 8-197 |
| 9 | Error Messages | 9-198 |
| 9.1 | ICIS-NPDES Batch Error Messages | 9-198 |
| 9.1.1 | DMR Batch Error Messages | 9-198 |
| 9.1.2 | Discharge Monitoring Report Violation Error Messages..... | 9-210 |
| 9.1.3 | Discharge Monitoring Report Linkage Error Messages..... | 9-215 |
| 9.1.4 | Basic Permit and General Permit Covered Facility Error Messages | 9-218 |
| 9.1.5 | Master General Permit Error Messages | 9-245 |
| 9.1.6 | Permit Component Error Messages | 9-252 |
| 9.1.7 | Unpermitted Facility Error Messages..... | 9-278 |
| 9.1.8 | Permit Termination Error Messages | 9-286 |
| 9.1.9 | Permitted Feature Error Messages..... | 9-288 |
| 9.1.10 | Limit Set Error Messages | 9-294 |
| 9.1.11 | Parameter Limit and Limit Segment Error Messages..... | 9-315 |
| 9.1.12 | Effluent Trade Partner Error Messages | 9-379 |
| 9.1.13 | Narrative Condition and Permit Schedule Error Messages | 9-387 |
| 9.1.14 | Historical Permit Schedule Error Messages | 9-390 |
| 9.1.15 | Permit Tracking Event Error Messages | 9-392 |
| 9.1.16 | Permit Reissuance Error Messages | 9-394 |
| 9.1.17 | Compliance Monitoring Error Messages..... | 9-398 |
| 9.1.18 | Compliance Monitoring Linkage Error Messages | 9-428 |
| 9.1.19 | Program Report Error Messages..... | 9-433 |
| 9.1.20 | State NPDES Formal Enforcement Action Error Messages..... | 9-449 |
| 9.1.21 | State NPDES Informal Enforcement Action Error Messages | 9-463 |
| 9.1.22 | State NPDES Enforcement Action Milestone Error Messages | 9-468 |
| 9.1.23 | State NPDES Enforcement Action Violation Linkage Error Messages | 9-470 |
| 9.1.24 | State NPDES Final Order Violation Linkage Error Messages | 9-477 |
| 9.1.25 | Compliance Schedule Error Messages | 9-484 |
| 9.1.26 | Schedule Event Violation Error Messages | 9-488 |
| 9.1.27 | Single Event Violation Error Messages | 9-491 |
| 9.1.1 | Copy Master General Permit Limit Set to General Permit Covered Facility Error Messages | 9-495 |
| 9.2 | Schema Validation Error Messages..... | 9-497 |
| 9.3 | ICIS-NPDES Unexpected Error Messages | 9-505 |
| 9.4 | CDX Node Submittal Error Messages..... | 9-506 |

| Version Number | Date | Description |
|----------------|-------------------|---|
| 5.0 | October 29, 2014 | For ICIS-NPDES Production Release on 10/27/2014. |
| 5.1 | December 19, 2014 | Addition of this Document Change History table to support the next ICIS-NPDES Production release on 12/19/2014. Revised error messages to reflect changes in Batch technical specifications for State and Federal Compliance Monitoring, Permit Basic and Permit Component data families. |
| 5.2 | Not released | No changes have been made to the existing text from the previous version of this document. |
| 5.3 | April 24, 2015 | Revised error messages to reflect changes in Batch technical specifications. |

1 INTRODUCTION

The Integrated Compliance Information System – National Pollutant Discharge Elimination System (ICIS–NPDES) is being enhanced to support an integrated data flow to process electronic batch submissions using eXtensible Markup Language (XML) technology. Authorized states, tribes, and EPA regional users submit National Pollutant Discharge Elimination System (NPDES) data via batch to ICIS–NPDES. They compose their transactions into predefined XML formatted files contained in a zip archive file and submit them electronically through a Node on the Exchange Network (EN) or manually by uploading them using an interactive web form hosted on EPA’s Central Data Exchange (CDX) site. The files are then submitted to ICIS–NPDES by CDX for processing.

Upon receipt of the zip archive submission file, CDX performs important functions such as validating the submitted data against approved XML schemas, scanning for viruses, archiving all XML files, and authenticating the submitters prior to making the XML files available for processing. CDX provides a Web services interface for distributing files to ICIS–NPDES for processing.

A Web service is deployed in the ICIS–NPDES environment to receive XML files from CDX. ICIS–NPDES is responsible for receiving and extracting data out of the XML files or “parsing” the data, sequencing the transactions, and processing the transactions against the ICIS–NPDES service tier. For any transactions that are not successfully processed, detailed business-rule based errors will be generated. Finally, ICIS–NPDES records the batch processing results and sends the processing status back to CDX.

This document describes procedures for State, tribe and EPA regional users to provide NPDES data to ICIS-NPDES Discharge Monitoring Report (DMR) data in an XML format, check the results, and correct common errors that may occur to their submissions. While similar procedures may be developed for processing the other data families (other than DMRs) in the future, this document is focused exclusively on the DMR data family.

1.1 OVERVIEW OF DOCUMENT

This document is divided into nine sections:

Section 1 (Introduction) □ defines the intended audience for this Guide and describes the general purpose and outline of this document.

Section 2 (ICIS-NPDES Batch Processing Overview) □ describes the roles and responsibilities of participants and the lifecycle for submitting data to ICIS-NPDES.

Section 3 (Preparing for ICIS-NPDES Batch) □ provides detailed information on mapping state data into ICIS-NPDES schema, formatting XML submission files, file naming conventions, field data types, and types of edits used for each ICIS-NPDES data submission.

Section 4 (Working with ICIS-NPDES Schema Files) □ describes schema XML validation tools how to validate XML submission files with the ICIS-NPDES schema.

Section 5 (Establishing Access to CDX and ICIS-NPDES) □ explains the types of access needed and how to register for CDX and ICIS-NPDES.

Section 6 (Submitting Files to ICIS-NPDES Batch) □ discusses the method of submitting an XML file to ICIS-NPDES Batch using EPA's Central Data Exchange (CDX).

Section 7 (Viewing ICIS-NPDES Batch Submission Results) – walks through the steps in viewing the results of submissions to ICIS-NPDES Batch.

Section 8 (Data Mapping and Rules) – lists XML submission file tags and how they are used and stored by ICIS-NPDES Batch.

Section 9 (Error Messages) – lists typical error messages that occur during the processing of XML files, why they occur and how they should be handled.

1.2 INTENDED AUDIENCE

The intended audience for this Guide is any state, tribe or EPA region using its own software and procedures to extract NPDES data and submit it to EPA Headquarters (HQ) for inclusion in the ICIS-NPDES system. These users are called “batch submitters” and are referred to as such throughout this document.

This document was written assuming the reader is familiar with the ICIS-NPDES system, understands basic computer concepts and terminology, is experienced in XML and Schema technology, and is familiar with CDX.

1.3 DATA FILES

Batch submitters provide ICIS-NPDES data to EPA HQ via a series of files called “XML instance documents”. The structure and relationships of these files are detailed in this Guide. Other formats for data transfer, such as Oracle to Oracle, ASCII comma delimited and ASCII flat fixed-format data transfer, are not supported by ICIS-NPDES Batch.

The remainder of this Guide describes in detail the steps necessary to ensure a successful NPDES DMR data submission, the format and rules files that must be followed for each submission and technical aspects of the file creation process.

1.4 OTHER USEFUL ICIS-NPDES DOCUMENTS

In addition to this Guide, users may find the following other documents useful in understanding how to use ICIS-NPDES and prepare their DMR data for submission:

- ICIS-NPDES Batch Flow Configuration Document
- ICIS-NPDES XML Data Exchange Template
- ICIS-NPDES Example XML Instance Document
- ICIS-NPDES Batch Technical Specification
- ICIS-NPDES XML Schema Documentation

1.5 QUESTIONS/COMMENTS

Readers with questions or comments about any aspect of ICIS-NPDES Batch processing should direct them to either the CDX Help Desk or ICIS User Support depending upon the topic, as shown in Table 1-1.

| CDX Help Desk | ICIS User Support |
|--|------------------------------|
| State/Tribal Node access questions or problems | CDX Web Form access requests |

| | |
|---|---|
| CDX Web Form access problems | ICIS-NPDES password resets |
| CDX Web Form password resets | ICIS-NPDES access problems |
| State/Tribal Node file transfer questions or problems | XML file schema validation error questions or problems |
| Validate, Submit, getStatus and Download web method questions or problems | ICIS-NPDES batch rejection report questions or problems |
| SOAP message questions or errors | |

Table 1-1. Contact Assistance for ICIS-NPDES Batch

Contact the CDX Help Desk using one of these three methods:

- **By Telephone:** Person-to-person telephone support is available from 8:00 am to 6:00 pm (EST). Call our toll-free line at 888-890-1995
- **By Fax:** Assistance requests are accepted 24 hours a day at 301-429-3905. Support personnel will respond to faxed requests Monday through Friday from 8:00 am to 6:00 pm EST/EDT
- **By E-mail:** Send e-mail to one of the following address with "Tech Support" in the Subject line
 - ✓ nodehelpdesk@epacdx.net (State/Tribe Nodes)
 - ✓ helpdesk@epacdx.net (CDX Web Form)

Contact ICIS User Support at (202) 564-7756 or via e-mail at ICIS@epa.gov.

1.6 ACRONYMS

Acronyms used within this document are listed in Table 1-2.

| Acronym | Representation |
|------------|--|
| ASCII | American Standard Code for Information Interchange |
| CDX | Central Data Exchange |
| COTS | Commercial Off the Shelf |
| DMR | Discharge Monitoring Report |
| EPA | Environmental Protection Agency |
| HQ | Headquarters |
| ICIS | Integrated Compliance Information System |
| ICIS-NPDES | Integrated Compliance Information System – National Pollutant Discharge Elimination System |
| IDEF | Interim Data Exchange Format |
| IOR | Implementer of Record |
| IT | Information Technology |
| NPDES | National Pollutant Discharge Elimination System |
| PCS | Permit Compliance System |
| SIC | Standard Industrial Classification |
| SOAP | Simple Object Access Protocol |
| W3C | World Wide Web Consortium |
| XML | eXtensible Markup Language |

Table 1-2. List of Acronyms

1.7 GLOSSARY

A glossary of terms used within this document is defined in Table 1-3.

| Term | Definition |
|------------------------------|--|
| CDX Node | EPA's point on the Exchange Network that hosts web services used for requesting and publishing data between other Nodes. |
| CDX Web Form | An interactive web page hosted on CDX that allows a state, tribe or EPA staff member to manually upload a zipped file containing XML Submission File(s) to ICIS-NPDES. |
| Child Block | A series of common elements or tags with data sandwiched between them that are clustered under a parent block. |
| Client Node | Software residing on a Node that interactively invokes web services to manually submit a zipped file containing XML Submission File(s) to ICIS-NPDES Batch. ICIS-NPDES Batch recommends the use of the CDX Web Form instead of Client Node software. |
| Element | Formally, a unique start and end tag within an XML Submission File that has data sandwiched in between. Also informally called a Tag. |
| Exchange Network | EPA's hardware and software mechanism for exchanging data between states, tribes, EPA regions and EPA offices via Nodes. |
| Full Batch | Authorized NPDES states submitting more than just DMR data to ICIS-NPDES Batch and manually entering some or no data into ICIS-NPDES directly. |
| Full Node | Software residing on a Node that invokes CDX web services to electronically submit a zipped file containing XML Submission File(s) to ICIS-NPDES Batch. |
| Header Block | The second-level parent block within ICIS-NPDES XML Submission Files that provides information about the submitter and contents of the file. |
| Hybrid Batch | Authorized NPDES states electronically submitting only DMR data to ICIS-NPDES Batch and manually entering other data into ICIS-NPDES directly. |
| Implementer of Record | State, tribe or EPA Region responsible for data entry and management of ICIS-NPDES data. |
| Node | A point on the Exchange Network where data is requested or published from. Typically, it is hosted at a state, tribe or EPA region. |
| Node Administrator | State, tribe or EPA Region staff member responsible for a Node. |
| Parent Block | A high level element or tag that has child elements or tags below it instead of data sandwiched in between. |
| Parser | The part of the ICIS-NPDES Batch software that extracts data out of an XML Submission File and attempts to save it into ICIS-NPDES. |
| Parsing | The process of extracting data out of an XML file for processing. |
| Payload Block | A repeatable parent block of transactions for one data family. |
| Record Block | A repeatable parent block of transactions under the Payload Block. |
| Root Element | The single top-level element or tag within an XML file. The root element for ICIS-NPDES XML Submission Files is <Document>. |

| Term | Definition |
|---|---|
| Schema | A series of master XML files that dictate the placement and characteristics of data and their elements or tags within an XML Submission File. |
| Schema Validation | The process of comparing the layout and content of an XML Submission File against the ICIS-NPDES Batch schema using a special software package designed to check perform valid (tag location and data characteristics) and well-formed (start and end tags not missing) checks. |
| SOAP Messages | Type of electronic messages sent and received by a Full Node. |
| Tag | Informally, a unique start and end tag within an XML Submission File that has data sandwiched in between. Also formally called an Element. |
| Transaction ID | The ID assigned by CDX to a zipped file submitted to ICIS-NPDES Batch. |
| Web Methods | Java-based CDX functions invoked by a Node through SOAP messages. The CDX web methods used for ICIS-NPDES Batch are Authenticate, Submit, getStatus and Download |
| Well-formed | An XML Submission File that has all of its start and end tags present with no misspellings. |
| World Wide Web Consortium | Group of industry who developed XML, schema, SOAP and other web service technologies. |
| XML File | An ASCII text file that contains a list of elements or tags with data sandwiched between the tags. |
| XML Submission File, XML Instance Document | An XML file generated by a state, tribe or EPA region that is to be submitted to ICIS-NPDES Batch for processing. |

Table 1-3. Glossary of Terms

2 ICIS-NPDES BATCH PROCESSING OVERVIEW

2.1 ICIS-NPDES BATCH PROCESSING

The ICIS-NPDES Batch load processing lifecycle consists of a state or Region submitter generating and submitting XML file(s) to ICIS-NPDES via their CDX node or CDX Web Form, CDX extracting and performing file validation on submitted files before sending them to ICIS-NPDES Batch, ICIS-NPDES Batch processing the transactions within the submission files, then the state or Region submitter viewing the results of their submission. Figure 2-1 illustrates this lifecycle.

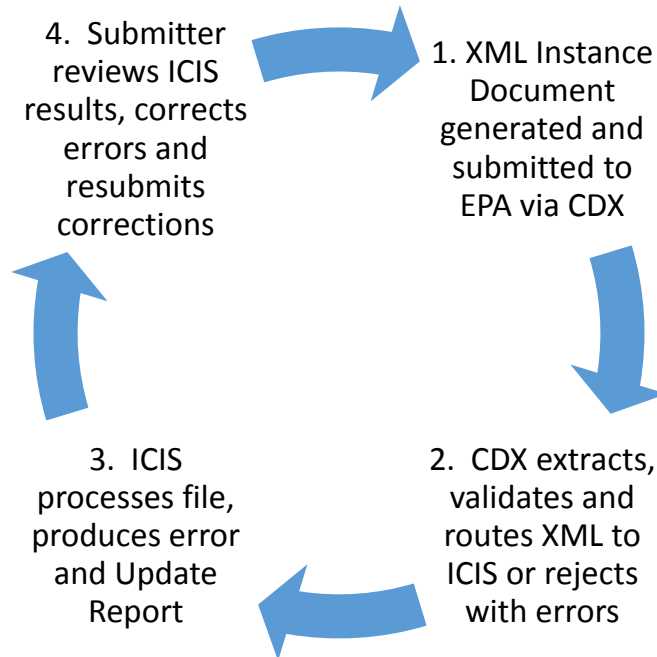


Figure 2-1. Lifecycle for ICIS-NPDES DMR Batch Processing

Figure 2-2 illustrates the flow of events for ICIS-NPDES Batch Processing that state and EPA region submitters experience. ICIS-NPDES Batch participant roles and responsibilities are described in the following subsection, and a discussion of each step in the ICIS-NPDES Batch lifecycle will be discussed in more detail starting with Section 3.

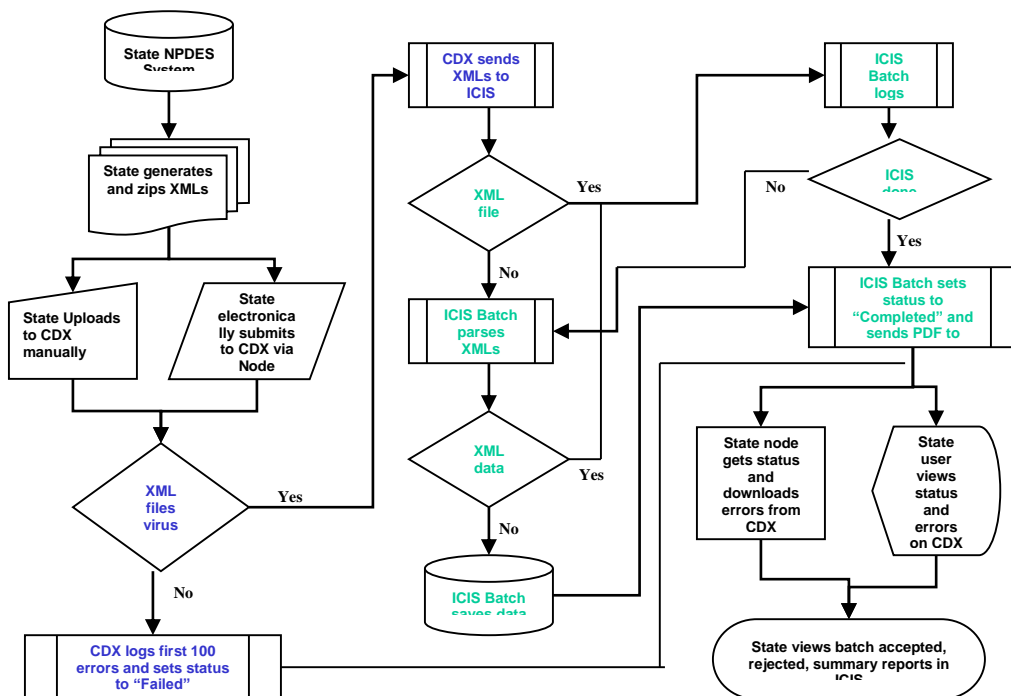


Figure 2-2. Flow of Events for ICIS-NPDES DMR Batch Processing

2.2 ROLES AND RESPONSIBILITIES

The following section details the roles and responsibilities needed to ensure successful processing of electronic data by CDX and ICIS-NPDES Batch.

2.2.1 State Roles and Responsibilities

The ICIS-NPDES batch process contains several steps that must all be successfully implemented to complete the process. These steps include:

- 1) producing the XML instance documents
- 2) submitting the XML instance documents to EPA through CDX
- 3) monitoring the load process
- 4) retrieving processing errors
- 5) fixing rejected data
- 6) resubmitting XML instance documents with corrected data through CDX

It is very important to assign responsibilities for each of these steps to ensure successful processing and to avoid miscommunications that could lead to the loading of erroneous data into the ICIS-NPDES Production system.

2.2.2 Implementer of Record

Implementer of Record (IOR) is the term used to describe the agency (state, tribe or EPA region) responsible for data entry and management of ICIS-NPDES data. Data entry and management responsibility does not equate to programmatic responsibility. States, tribes and EPA regions are responsible for determining data ownership areas and accurately reflecting these agreements in ICIS-NPDES.

Although National data in ICIS-NPDES resides in the same physical database, each authorized state, tribe or EPA region owns and controls access to its data. Security functions implemented at both the database and application levels prevent unauthorized users from changing data.

The IOR is implemented in ICIS-NPDES for data in which a state, tribe or EPA region is wholly responsible for their data within a given state. The ICIS-NPDES XML parsing software checks the first 2 characters of a Permit Identifier against internal mapping of ICIS User IDs and their allowable states. Data not owned by an IOR submitting batch files will not be processed.

2.2.3 Batch Submitter Roles and Responsibilities

The XML data must provide an accurate representation of NPDES DMR activity for a given state, tribe or EPA region as an XML instance document in a format acceptable to the ICIS-NPDES Batch XML parser. For example, DMRs, inspections and enforcement actions must be accurately identified to a particular permit and pipe.

Each ICIS-NPDES DMR batch submitter is responsible for:

- obtaining an ID for the ICIS Web upload form hosted on CDX
- obtaining access to the ICIS Batch Node through their own Node on the Exchange Network and invoking the Web Methods supported by ICIS Batch submissions
- obtaining an ICIS-NPDES system ID
- creating and maintaining code to produce XML instance documents from their data in a format acceptable to the ICIS-NPDES Batch parser and the ICIS-NPDES Production system
- validating XML instance documents against the ICIS-NPDES schema before submission
- uploading XML instance documents to CDX or routing them through their Network Node to the ICIS-NPDES Node
- monitoring the movement of their data through CDX and ICIS-NPDES
- correcting errors that cause their data to be rejected by CDX, the ICIS-NPDES Batch parser, or the ICIS-NPDES Production system
- notifying the CDX Help Desk or ICIS User Support of problems related to the movement of their data through CDX and into the ICIS-NPDES system

2.2.4 EPA Headquarters Roles and Responsibilities

CDX is responsible for:

- providing software and instructions on implementing Nodes on the Exchange Network
- assigning unique CDX IDs and mapping IDs into the ICIS-NPDES Batch Web upload form and Node
- resetting passwords for CDX IDs
- accepting and validating XML instance documents from submitters
- file movement and communication with ICIS-NPDES Batch
- operation and maintenance of CDX security, access and web methods
- operation and maintenance of the Exchange Network software and hardware
- archiving files submitted to ICIS-NPDES Batch
- performing virus scans and schema validation on incoming XML files
- providing e-mail status and CDX errors to submitters
- responding to problems in a timely manner
- hosting the ICIS-NPDES schema

ICIS-NPDES DMR Batch is responsible for:

- providing the ICIS-NPDES schemas containing the XML specifications
- assigning unique IDs for the ICIS-NPDES system
- resetting passwords for ICIS IDs
- accepting and validating XML instance documents from CDX
- processing XML instance documents provided by CDX
- electronically notifying CDX of the success or rejection of files during ICIS-NPDES Batch processing
- operation and maintenance of the ICIS-NPDES parser and the ICIS-NPDES system
- properly storing acceptable data into ICIS-NPDES
- responding to problems in a timely manner
- notifying submitters of schema updates as changes occur

2.2.5 EPA Region Roles and Responsibilities

Regardless of how the roles and responsibilities for the step-by-step batch submittal process are assigned between the state or tribe and EPA region, it is the region's responsibility to ensure that regular updates of the data are successfully loaded into ICIS-NPDES and coordinate among state and tribal submitters and Headquarters EPA as necessary. Batch updates are recommended at a minimum frequency of once a month (or more frequently if desired by the EPA region).

3 PREPARING FOR ICIS-NPDES BATCH

In order to be able to submit files to the ICIS-NPDES Production system, submitters must first map their data into the ICIS-NPDES schema, then develop and use their own software to generate XML files in a format acceptable to ICIS-NPDES Batch, obtain IDs to access CDX and the ICIS-NPDES system, and establish their own Node on the Exchange Network. Submitters then either submit their files manually via the ICIS-NPDES Batch Web upload form hosted on CDX, or electronically through their Node on the Exchange Network using CDX web services.

Submitters who use the ICIS-NPDES Production system to enter all data except DMR (“hybrid batch”) will view the results of their batch submissions in ICIS by generating Batch Audit Reports. Submitters who do not enter data directly into the ICIS-NPDES Production system (“full batch”) will receive the results of their submissions electronically.



Submitters should identify and correct any submissions that are rejected by CDX or ICIS-NPDES Batch and resubmit the corrections before submitting any new files to ICIS-NPDES Batch!

3.1 BATCH GENERATION SOFTWARE

States, tribes and EPA regions must develop their own software that extracts NPDES data out of their system, reformats the data into an XML file or “XML instance document” that is fully compatible with the ICIS-NPDES schema and the ICIS-NPDES Production system fields, use an XML Schema Validation software tool to validate the schema against the ICIS-NPDES Schema files, and compress the file before submitting it to ICIS-NPDES Batch.

Typical steps that a state, tribe or EPA region will follow to develop their generation software:

1. NPDES staff utilize mapping from Section 8 of this document and identify the screen and fields from their own NPDES system that relate to each ICIS-NPDES Batch tag as shown in the first yellow column in the example in Step 2.
2. Computer or Information Technology (IT) staff use the screens and fields mapped by NPDES staff and identify the tables and columns from their NPDES database as shown in the second yellow column in the example below:

| XML Tag Name | PCS Counterpart | PCS Code Table | ICIS Code Table | Comments | State, Tribe, or Region System Screen and Field | State, Tribe, or Region System Table and Column |
|------------------|----------------------|----------------|-----------------|---|---|---|
| PermitIdentifier | Permit Number (NPID) | | | Must have postal code as the first 2 characters. Same postal codes as PCS except for Gulf of Mexico permits: GE is to be used by Region 4 and GM is to be used by Region 6. | Permit Screen, “NPDES ID” | Permit.npdes_id |

| XML Tag Name | PCS Counterpart | PCS Code Table | ICIS Code Table | Comments | State, Tribe, or Region System Screen and Field | State, Tribe, or Region System Table and Column |
|----------------------------|-------------------------|----------------|-----------------|--|---|---|
| PermittedFeatureIdentifier | Discharge Number (VDSC) | | | Same as PCS but allows 3 to 4 characters instead of just 3 and 3 characters do not require padding of zeroes or spaces on the left or right to make it 4 characters. One physical outfall should only have one PermittedFeatureIdentifier in ICIS with variations of that outfall's limit requirements assigned to their own unique LimitSetDesignators. | Outfall Screen, "Outfall Number" | Outfall.outfall_number |

3. IT staff look at the examples in the ICIS-NPDES Example XML Instance Document (Figure 3-1) to learn how to structure their XML files for New, Change, Replace, Delete and Mass Delete transactions by data family.

- Tags in bold or blue must exist in the XML file, tags in green can be repeated more than once
- Pay attention to guidelines provided above each example New, Change, Replace, Delete and Mass Delete XML

```

<?xml version="1.0" encoding="UTF-8"?>
<Document xmlns="http://www.exchangegateway.net/schemas/4" xmlns:xsi="http://www.w3.org/2001/XMLSchema-instance">
  <Header>
    <UUSystem>UUSystem</UUSystem>
    <Author>Jane Doe</Author>
    <Organization>UUS Department of Environmental Protection</Organization>
    <Title>Permit Tracking Event Submissions</Title>
    <CreationTime>2001-12-17T09:30:47.0Z</CreationTime>
    <Comments>Andresubmittal of rejected transactions from. May submissions</Comments>
    <DataService>ICIS-NPDES</DataService>
    <ContactInfo>123 Main Street, Anytown, UUI 00555, (888) 555-1212, jane.doe@usdeq.state.us</ContactInfo>
    <Property>
      <name>e-mail</name>
      <value>doe.john@state.us</value>
    </Property>
  </Header>
  <Payload Operation="PermitTrackingEventSubmission">
    <PermitTrackingEventData>
      <TransactionHeader>
        <TransactionType>N</TransactionType>
        <TransactionTimestamp>2001-12-17T09:30:47.0Z</TransactionTimestamp>
      </TransactionHeader>
      <PermitTrackingEvent>
        <PermitIdentifier>A11005932</PermitIdentifier>
        <PermitTrackingEventCode>ANC</PermitTrackingEventCode>
        <PermitTrackingEventDate>2005-12-31</PermitTrackingEventDate>
        <PermitTrackingCommentsText>Application returned to applicant 3 times</PermitTrackingCommentsText>
      </PermitTrackingEvent>
    </PermitTrackingEventData>
  </Payload>
</Document>

```

Figure 3-1. ICIS-NPDES Example XML Instance Document Example

4. IT staff look at the ICIS-NPDES XML Data Exchange Template (Figure 3-2) to compare state fields against ICIS fields and adjust data as necessary:
 - Truncate fields (state may be storing first and last names with 50 characters but ICIS only stores 30 characters)
 - Convert fields (state may be storing N/A for quantity or concentration values but ICIS only stores a number)
 - Reformat fields (state may be storing dates as 31-DEC-2007 but ICIS stores dates as 2007-12-31)

ICIS-NPDES Data Exchange Template

| Element Name | Example | Required | Repeatable | Description | XML Data Type | Schema Max Restriction | Schema Min Restriction | Business Rules |
|------------------|--|----------|--|--|---------------|------------------------|------------------------|----------------|
| PermitIdentifier | <PermitIdentifier>ZZ1005932</PermitIdentifier> | Yes | Yes for FormalEnforcementAction and InformalEnforcementAction No for all others | The ICIS-NPDES permit number in ssa999999 format, where ss is the State postal code or Region number, a is a letter or number, and 9999999 is a unique sequence of numbers. Either <PermitIdentifier> or facility location information must be ... | xsd:string | 9 | 9 | |
| PermitIssueDate | <PermitIssueDate>2004-12-31</PermitIssueDate> | No | No | The date the permit was issued. | xsd:date | 10 | 10 | ccyy-mm-dd |

Figure 3-2. ICIS-NPDES XML Data Exchange Template Example

5. IT staff build a link between state codes and ICIS codes by using the ICIS table named in the Business Rules column of the ICIS-NPDES Data Exchange Template (Figure 3-3):
 - States using codes from EPA's Permit Compliance System (PCS) can use a spreadsheet provided by ICIS staff that maps PCS codes into ICIS codes
 - Names of the PCS and ICIS code tables are provided in the ICIS-NPDES XML Data Exchange Template

ICIS-NPDES Data Exchange Template

| Element Name | Example | Required | Repeatable | Description | XML Data Type | Schema Max Restriction | Schema Min Restriction | Business Rules |
|---------------------------------|---|--|------------|--|---------------|------------------------|------------------------|--|
| NumericConditionText | <NumericConditionText>C3</NumericConditionText> | Yes | No | Identifies whether the limit value is for one of two available quantities or three available concentrations. | xsd:string | 2 | 2 | See ref_value_type table for acceptable values |
| NumericConditionUnitMeasureCode | <NumericConditionUnitMeasureCode>D1</NumericConditionUnitMeasureCode> | Yes when adding a Limit No for all others | No | The code representing the unit of measure for the quantity or concentration limit value for the given parameter and limit set. | xsd:string | 2 | 1 | See ref_unit table for acceptable values |

Figure 3-3. ICIS-NPDES XML Data Exchange Template with Example

6. IT staff read the [ICIS Batch Technical Specifications](#) to understand how to build their XML files
7. IT staff create module to generate XML files in the format required by ICIS Batch
8. IT staff incorporate a way to validate the XML files against the schema and zip them before sending them through CDX
9. Program staff upload zipped XML file(s) using the CDX web form for ICIS, or IT staff (Node Administrator) set up automated submissions using their state Node on the Exchange Network
10. Program staff review the ICIS-NPDES Batch Audit Report results and fixes any rejections

The following subsections explain in detail how to generate the XML file in a format that is wholly compatible with ICIS-NPDES Batch.



Be sure to use the detailed information in the:

- * *ICIS-NPDES Data Exchange Template,*
 - * *ICIS-NPDES Example XML Instance Document, and*
 - * *ICIS-NPDES Batch Technical Specification*
- to generate your XML submission files for ICIS-NPDES Batch!*

3.2 TRANSACTIONAL PROCESSING

ICIS-NPDES Batch processes incoming XML instance documents by performing one of five activities on each record it encounters depending upon the data family:

- 1) New transaction (N)
- 2) Change transaction (C)
- 3) Replace transactions (R)
- 4) Delete transaction (D)
- 5) Mass Delete transaction (X).

These transactions are described in the next subsections.

3.2.1 New Transactions

The New transaction is intended to establish a new record in ICIS-NPDES with the data provided in the elements. Data for the key fields must exist along with fields that are mandatory for saving a record in ICIS-NPDES. The New transaction type is planned to be available for most data families except DMRs.

3.2.2 Change Transactions

The Change transaction modifies non-key field data in ICIS-NPDES. Data for the key fields must be provided and only those fields in ICIS-NPDES to be changed are submitted with this transaction type. An element with an asterisk denotes a field to be blanked out in ICIS-NPDES. The Change transaction type is available for most other data families. Refer to Section 3.5.4.1 for how multi-value items will be handled with a Change transaction.

3.2.3 Replace Transactions

The Replace transaction uses the key fields provided to add a record if it does not exist in ICIS or change non-key field data in ICIS-NPDES if the record exists in ICIS. Data for the key fields must be provided along with all fields in ICIS-NPDES that need to be added or changed when using this

transaction type. Any fields missing from the XML or present in the XML with an asterisk will be blanked out in ICIS-NPDES. The Replace transaction type is being implemented for most data families. Refer to Section 3.5.4.1 for how multi-value items will be handled with a Replace transaction.



Any tags that are missing from a Replace transaction will blank out the corresponding fields in ICIS, so be sure to submit all of your record's data when using a replace transaction!

3.2.4 Delete Transactions

The Delete transaction deletes a record from ICIS-NPDES only if no other records are associated with it. Data for the key fields must be provided. Data in any non-key fields are ignored. The Delete transaction type is planned for only those records that have dependencies or child records, such as Permitted Features or Limits.

3.2.5 Mass Delete Transactions

The Mass Delete transaction deletes a record from ICIS-NPDES irregardless of whether other records are associated with or linked to it, or in the case of scheduled DMRs removes data from the DMR record and automatically generates non-receipt violations if applicable. When using a Mass Delete transaction, data for the key fields must be provided but data in any non-key fields are optional and will be ignored. The Mass Delete transaction type is being implemented for DMRs and is planned to be available for most data families. It is not being planned for the basic permit, general permit, master general permit, facility and permit reissuance data families.



Refer to the ICIS-NPDES Example XML Instance Document to see the XML transaction formats for each data family!

3.2.6 Processing Order of Transactions

The ICIS-NPDES Batch system will not allow batch submitters to add, change or delete data (either by full replacement or change method) that the submitter does not own. A batch submitter's XML submission file may include a combination of new, change and delete methods. For example, the delete transaction for enforcement action "A" above can be submitted at the same time as the delete transaction for limit "B" because ICIS-NPDES will process the limit change first. Parent records must exist in ICIS-NPDES before a child record can be added or changed. This parent can exist as a new transaction record in the same XML file as the child if it does not already exist in ICIS-NPDES.

Transactions are processed in an order loosely based upon the order used by PCS batch submissions. Data families representing parent records, such as basic permit and formal enforcement actions, are deleted, added, then changed before children records such as tracking events and DMR violations, are deleted, added or changed. Table 3-1 lists each submission type for all ICIS data families.

| Submission Type | Valid Transaction Types |
|--------------------------------------|-------------------------|
| Discharge Monitoring Report | X, R, C |
| Basic Permit | D, N, R, C |
| Biosolids Permit | X, N, R, C |
| CAFO Permit | X, N, R, C |
| CSO Permit | X, N, R, C |
| General Permit | D, N, R, C |
| Limit Set | X, D, N, R, C |
| Limits | X, D, N, C |
| Master General Permit | D, N, R, C |
| Narrative Condition Schedule | X, R |
| Parameter Limits | X, D, R |
| Permit Reissuance | C |
| Permit Tracking Event | X, N, R, C |
| Permitted Feature | X, D, N, R, C |
| POTW Permit | X, N, R, C |
| Pretreatment Permit | X, N, R, C |
| SW Construction Permit | X, N, R, C |
| SW Industrial Permit | X, N, R, C |
| SW MS4 Large Permit | X, N, R, C |
| SW MS4 Small Permit | X, N, R, C |
| Unpermitted Facility | X, N, R, C |
| Compliance Monitoring | X, N, R, C |
| Federal Compliance Monitoring | X, R |
| Historical Permit Schedule | C |
| Master General Permit | D |
| Permit Termination | C |
| Biosolids Program Report | X, R |
| CAFO Annual Report | X, R |
| Compliance Monitoring Linkage | X, R |
| Compliance Schedule | X, R |
| CSO Event Report | X, R |
| DMR Program Report Linkage | X, R |
| DMR Violation | C |
| Effluent Trade Partner | X, N, R, C |
| Enforcement Action Milestone | R |
| Enforcement Action Violation Linkage | X, R |
| Final Order Violation Linkage | R |
| Formal Enforcement Action | X, N, R, C |
| Informal Enforcement Action | X, N, R, C |

| Submission Type | Valid Transaction Types |
|--------------------------------------|-------------------------|
| Local Limits Program Report | X, R |
| Pretreatment Performance Summary | X, R |
| Schedule Event Violation | C |
| Single Event Violation | X, N, R, C |
| SSO Annual Report | X, R |
| SSO Event Report | X, R |
| SW Industrial Annual Report | X, R |
| SSO Monthly Event Report | X, R |
| SW Event Report | X, R |
| SW MS4 Program Report | X, R |
| Copy Master General Permit Limit Set | N |

Table 3-1. Transaction Types and Processing Order for ICIS Data Families

Table 3-2 lists the order in which the ICIS data families are processed by ICIS.

| Sort Order | Submission Type | Transaction Type |
|------------|--------------------------------------|------------------|
| 1 | Permit Reissuance | C |
| 2 | Enforcement Action Violation Linkage | X |
| 3 | DMR Program Report Linkage | X |
| 4 | Compliance Monitoring Linkage | X |
| 5 | Single Event Violation | X |
| 6 | Discharge Monitoring Report | X |
| 7 | Compliance Monitoring | X |
| 8 | Federal Compliance Monitoring | X |
| 9 | SW MS4 Program Report | X |
| 10 | SW Event Report | X |
| 11 | SW Industrial Annual Report | X |
| 12 | SSO Monthly Event Report | X |
| 13 | SSO Event Report | X |
| 14 | SSO Annual Report | X |
| 15 | Pretreatment Performance Summary | X |
| 16 | Local Limits Program Report | X |
| 17 | CSO Event Report | X |
| 18 | CAFO Annual Report | X |
| 19 | Biosolids Program Report | X |
| 20 | Permit Tracking Event | X |
| 21 | Narrative Condition Schedule | X |

| Sort Order | Submission Type | Transaction Type |
|------------|-----------------------------|------------------|
| 22 | Effluent Trade Partner | X |
| 23 | Limits | X |
| 24 | Parameter Limits | X |
| 25 | Limit Set | X |
| 26 | Permitted Feature | X |
| 27 | SW MS4 Small Permit | X |
| 28 | SW MS4 Large Permit | X |
| 29 | SW Industrial Permit | X |
| 30 | SW Construction Permit | X |
| 31 | POTW Permit | X |
| 32 | Pretreatment Permit | X |
| 33 | CSO Permit | X |
| 34 | CAFO Permit | X |
| 35 | Biosolids Permit | X |
| 36 | Compliance Schedule | X |
| 37 | Informal Enforcement Action | X |
| 38 | Formal Enforcement Action | X |
| 39 | Unpermitted Facility | X |
| 40 | Limits | D |
| 41 | Parameter Limits | D |
| 42 | Limit Set | D |
| 43 | Permitted Feature | D |
| 44 | General Permit | D |
| 45 | Master General Permit | D |
| 46 | Basic Permit | D |
| 47 | Basic Permit | N |
| 48 | Basic Permit | R |
| 49 | Basic Permit | C |
| 50 | Master General Permit | N |
| 51 | Master General Permit | R |
| 52 | Master General Permit | C |
| 53 | General Permit | N |
| 54 | General Permit | R |
| 55 | General Permit | C |
| 56 | Unpermitted Facility | N |
| 57 | Unpermitted Facility | R |
| 58 | Unpermitted Facility | C |
| 59 | Formal Enforcement Action | N |
| 60 | Formal Enforcement Action | R |
| 61 | Formal Enforcement Action | C |

| Sort Order | Submission Type | Transaction Type |
|------------|------------------------------|------------------|
| 62 | Informal Enforcement Action | N |
| 63 | Informal Enforcement Action | R |
| 64 | Informal Enforcement Action | C |
| 65 | Enforcement Action Milestone | R |
| 66 | Compliance Schedule | R |
| 67 | Biosolids Permit | N |
| 68 | Biosolids Permit | R |
| 69 | Biosolids Permit | C |
| 70 | CAFO Permit | N |
| 71 | CAFO Permit | R |
| 72 | CAFO Permit | C |
| 73 | CSO Permit | N |
| 74 | CSO Permit | R |
| 75 | CSO Permit | C |
| 76 | Pretreatment Permit | N |
| 77 | Pretreatment Permit | R |
| 78 | Pretreatment Permit | C |
| 79 | POTW Permit | N |
| 80 | POTW Permit | R |
| 81 | POTW Permit | C |
| 82 | SW Construction Permit | N |
| 83 | SW Construction Permit | R |
| 84 | SW Construction Permit | C |
| 85 | SW Industrial Permit | N |
| 86 | SW Industrial Permit | R |
| 87 | SW Industrial Permit | C |
| 88 | SW MS4 Large Permit | N |
| 89 | SW MS4 Large Permit | R |
| 90 | SW MS4 Large Permit | C |
| 91 | SW MS4 Small Permit | N |
| 92 | SW MS4 Small Permit | R |
| 93 | SW MS4 Small Permit | C |
| 94 | Permitted Feature | N |
| 95 | Permitted Feature | R |
| 96 | Permitted Feature | C |
| 97 | Limit Set | N |
| 98 | Limit Set | R |
| 99 | Limit Set | C |
| 100 | Parameter Limits | R |
| 101 | Limits | N |

| Sort Order | Submission Type | Transaction Type |
|------------|--------------------------------------|------------------|
| 102 | Limits | C |
| 103 | Copy MGP Limit Set | N |
| 104 | Effluent Trade Partner | N |
| 105 | Effluent Trade Partner | R |
| 106 | Effluent Trade Partner | C |
| 107 | Narrative Condition Schedule | R |
| 108 | Historical Permit Schedule | C |
| 109 | Permit Tracking Event | N |
| 110 | Permit Tracking Event | R |
| 111 | Permit Tracking Event | C |
| 112 | Biosolids Program Report | R |
| 113 | CAFO Annual Report | R |
| 114 | CSO Event Report | R |
| 115 | Local Limits Program Report | R |
| 116 | Pretreatment Performance Summary | R |
| 117 | SSO Annual Report | R |
| 118 | SSO Event Report | R |
| 119 | SSO Monthly Event Report | R |
| 120 | SW Event Report | R |
| 121 | SW Industrial Annual Report | R |
| 122 | SW MS4 Program Report | R |
| 123 | Federal Compliance Monitoring | R |
| 124 | Compliance Monitoring | N |
| 125 | Compliance Monitoring | R |
| 126 | Compliance Monitoring | C |
| 127 | Discharge Monitoring Report | R |
| 128 | Discharge Monitoring Report | C |
| 129 | DMR Violation | C |
| 130 | Schedule Event Violation | C |
| 131 | Single Event Violation | N |
| 132 | Single Event Violation | R |
| 133 | Single Event Violation | C |
| 134 | Compliance Monitoring Linkage | R |
| 135 | DMR Program Report Linkage | R |
| 136 | Enforcement Action Violation Linkage | R |
| 137 | Final Order Violation Linkage | R |
| 138 | Permit Termination | C |

Table 3-2. Transaction Types and Processing Order for ICIS Data Families



When a permit is reissued, the permit reissuance XML must be submitted in the same batch with its effluent (permitted feature, limit set, and limit) data!

Important dependencies exist with pretreatment permit component records regarding the program required indicator codes and their relationship to other permits. Table 3-3 lists the order in which pretreatment permit component submissions are processed by ICIS.

| Sort Order | Submission Type | Transaction Type | Pretreatment Program Required Indicator Code Submitted |
|------------|---------------------|------------------|--|
| 1 | Pretreatment Permit | X | C |
| 2 | Pretreatment Permit | X | E |
| 3 | Pretreatment Permit | X | R |
| 4 | Pretreatment Permit | X | S |
| 5 | Pretreatment Permit | X | Y |
| 6 | Pretreatment Permit | X | (Not Submitted) |
| 7 | Pretreatment Permit | N | Y |
| 8 | Pretreatment Permit | N | S |
| 9 | Pretreatment Permit | N | R |
| 10 | Pretreatment Permit | N | E |
| 11 | Pretreatment Permit | N | C |
| 12 | Pretreatment Permit | N | (Not Submitted) |
| 13 | Pretreatment Permit | R | Y |
| 14 | Pretreatment Permit | R | S |
| 15 | Pretreatment Permit | R | R |
| 16 | Pretreatment Permit | R | E |
| 17 | Pretreatment Permit | R | C |
| 18 | Pretreatment Permit | R | (Not Submitted) |
| 19 | Pretreatment Permit | C | Y |
| 20 | Pretreatment Permit | C | S |
| 21 | Pretreatment Permit | C | R |
| 22 | Pretreatment Permit | C | E |
| 23 | Pretreatment Permit | C | C |
| 24 | Pretreatment Permit | C | (Not Submitted) |

Table 3-3. Processing Order for Pretreatment Permit Component Records

3.3 NAMING CONVENTIONS AND FIELD LEVEL RULES FOR XML INSTANCE DOCUMENTS

The ICIS-NPDES Batch DMR XML instance documents should follow the naming convention of **ICISSSCCYYMMDDaaaa.xxx** where:

| | | |
|-------------|---|--|
| ICIS | = | Abbreviation for ICIS-NPDES |
| SS | = | State Postal Code of the Activity Location for this submission or Region Code (R1 through R0 for Region 1 through Region 10) |
| CC | = | Two digit century |
| YY | = | Two digit year |
| MM | = | Two digit month |
| DD | = | Two digit day |
| aaaa | = | Any length of optional characters to be selected by the submitter to provide further identification and uniqueness |
| .xxx | = | File extension of .ZIP or .XML |

XML data files must be developed using the W3C XML standards and be well-formed and valid according to the ICIS-NPDES schema posted on the Exchange Network site. Submitters must perform well-formedness and validation checks on the XMLs before submitting them to CDX. If rejected, CDX will identify the first 100 schema validation errors encountered and report this information back to the users within a file called submission-metadata.xml.

If one or more files combined exceed 80 megabytes when zipped, the file or files must be split into two or more zip compressed files. Zip compressed files must conform to PKWARE's (de facto) compression, which are available for download at <http://www.winzip.com> or <http://www.pkware.com>. A java utility for zipping compressed files before submitting them to CDX can be downloaded at <http://java.sun.com/j2se/1.4.2/docs/api/java/util/zip/package-summary.html>.

Due to the large size of XML files, Headquarters EPA requires the compression of all XML instance documents into one zipped file before submitting them to CDX. XML and zip compressed submission files should be named using the convention specified above. If a submission file is not zipped or contains a file other than an XML file, is not valid according to the ICIS-NPDES Batch schema or is infected with a virus, the CDX interface will return a (Simple Object Access Protocol) SOAP error message or XML file describing the first 100 errors encountered.



Be sure to zip XML files before submitting them to ICIS-NPDES Batch via your CDX Node or the CDX Web Form!

3.4 DATA TYPE FORMATS

The next five subsections detail the data type formats that are allowable for tags or elements within the XML files.

3.4.1 Character Data Type

Elements in the ICIS-NPDES XML Data Exchange Template having the character data type contain alphanumeric data. The length of the data is specified for each element. This data should have leading and trailing spaces removed.

Valid characters for alphanumeric fields are limited to:

~ ! # \$ % ^ * () _ + - [] \ = : ; ? , . / @ 1 2 3 4 5 6 7 8 9 0 A a B b C c D d E e F
f G g H h I i J j K k L l M m N n O o P p Q q R r S s T t U u V v W w X x Y y
Z z

Invalid characters for alphanumeric fields include:

{ } | < > & ' " (curly brackets, pipe or concatenation character, less than,
greater than, ampersand, apostrophe, quotation mark)

The symbols for less than, greater than, ampersand, apostrophe and quotation mark must be substituted as:

| Invalid Character | Valid Substitution |
|-------------------|--------------------|
| > | > |
| < | < |
| & | & |
| ' | ' |
| " | " |

Examples of character elements with alphanumeric data are:

<Address>123 Main Street, #5</Address>

<Comment>The corner of Main & Franklin streets</Comment>.

3.4.2 Integer Data Type

Elements in the ICIS Tag Element Dictionary having the integer data type contain numbers 0-9 and numeric operation characters such as < > - + . (decimal point). The length and format of the data is specified for each element. Common formats are whole numbers, numbers with floating decimals and number within a range such as 01 to 60. Leading and trailing spaces should be removed from integer the data. Leading and trailing zeroes are acceptable but an operation character must be located to the immediate left of the number.

Examples of an integer element with correct and incorrect numeric data are shown below:

| Value | Incorrect | Correct | Correct |
|-------|-----------|---------|---------|
|-------|-----------|---------|---------|

| | | | |
|-------------|------|--------|----------|
| -456 | 456- | -456 | -00456.0 |
| 789 | 789+ | +789.0 | +0789 |

3.4.3 Fixed Decimal Fields

Elements in the ICIS Tag Element Dictionary having the fixed decimal data type contain numbers 0-9 and numeric operation characters such as < > - + . (decimal point) beginning with an optional operation character followed by a string of numbers in varying length, then a decimal point followed by a string of numbers as specified.

Dictionary specifications indicate the total number of digits and the number of digits after the decimal that the data element is allowed. For example, “D11,6” indicates that the number may have up to 11 digits total: 6 digits after the decimal and the remaining 5 digits before the decimal (99999.999999). The period (.) character, representing the decimal, must be included for fixed decimal fields. The field length includes the decimal character. For D11,6 the field length would be 12 (the 11 digits plus the decimal).

Leading and trailing spaces should be removed from integer data. Leading and trailing zeroes are acceptable, but an operation character must be located to the immediate left of the number.

Examples of integer elements with a correct and incorrect data with fixed decimal of 6,2 is shown below:

| Value | Incorrect | Correct | Correct |
|----------------|-----------|---------|------------|
| \$25 | 25 | 25.00 | +000025.00 |
| 467.358 | 467.358 | 467.36 | 467.00 |

3.4.4 Date Fields

Elements in the ICIS Tag Element Dictionary having the date data type must be provided in CCYY-MM-DD format where CC is the century, YY is the year, MM is the month and DD is the day. Leading zeros must be provided where appropriate.

Examples of date field elements with correct and incorrect data are shown below:

| Date | Incorrect | Incorrect | Correct |
|-------------------------|-----------|--------------|------------|
| January 31, 1999 | 990131 | Jan. 3, 1999 | 1999-01-31 |
| January 31, 2001 | 20010131 | 01-31-01 | 2001-01-31 |

3.4.5 Empty Fields

All mandatory tags must be present in an XML instance document submitted to ICIS. All non-mandatory tags have constraints placed upon them by ICIS-NPDES batch schema to avoid data

quality issues. If a non-mandatory tag is present in the XML file it must contain data ☐ empty tags such as:

```
<FirstName></FirstName>
```

and null tags that are missing data like:

```
</FirstName>
```

are not allowed and will cause rejections. To blank out existing data, either submit a Change transaction using an asterisk for each tag to be blanked out, like this:

```
<FirstName>*</FirstName>
```

or submit a Replace transaction that is missing the tags to be blanked out.



Do not use empty or null tags within your XML files!

3.5 FILE FORMAT CONVENTIONS FOR XML INSTANCE DOCUMENTS

ICIS-NPDES Batch is currently designed to accept up to 47 different types of XML instance documents based upon ICIS-NPDES data families, although only the DMR data family will be in production in Fiscal Year 2008. Data for these families can be submitted as one large XML instance document with all data families combined or one XML instance document for each data family. To avoid having difficulties finding errors in large files, users may want to submit each data family in its own XML file unless adding a new permit with its associated data.

3.5.1 Root Element and Header Block

All incoming XML instance documents must have the “Document” tag as the root element followed by a group of mandatory header elements or a “header block”. The Document tag provides the location of the ICIS-NPDES schema and the name of the main schema to validate against.

The header block elements provide information on the submitter and the XML instance document being submitted. Figure 3-4 shows an excerpt of a valid XML instance document with the correct placement and use of the document root element and the header block. Details on the characteristics of the elements for this header block are included in ICIS-NPDES XML Tag Dictionary. Lines in bold typeface must always be in the XML file and lines in blue must be in the XML file only if the parent tag is present.

```
<?xml version="1.0" encoding="UTF-8"?>
<Document xmlns="http://www.exchangenetwork.net/schema/icis/5" xmlns:xsi="http://www.w3.org/2001/XMLSchema-
instance">
  <Header>
    <Id>UUStaffer1</Id>
    <Author>Jane Doe</Author>
    <Organization>UU Department of Environmental Protection</Organization>
    <Title>Basic Permit Submission</Title>
    <CreationTime>2001-12-17T09:30:47.0Z</CreationTime>
    <Comment>2nd resubmittal of rejected transactions from May submission</Comment>
    <DataService>ICIS-NPDES</DataService>
    <ContactInfo>123 Main Street, Anytown UU, 00555, (888) 555-1212, jane.doe@uudeq.state.us</ContactInfo>
```

```

    <Property>
      <name>e-mail</name>
      <value>doe.john@state.gov</value>
    </Property>
  </Header>
  ...
</Document>

```

Figure 3-4. Document Root Element and Header Block of an ICIS XML Instance Document



Each XML file must contain only one Header Block.

3.5.2 Payload Block

Below the Header block is the “payload block”. The payload tag starting this block acts as the parent tag for the start of submission for one or more of the 44 submission types by using an Operation attribute to identify which submission type follows. The Operation attribute format is: Operation=“xxx”, where xxx is the name of one of the submission types recognized by the ICIS-NPDES schema.

At least one payload block must be present in an XML instance document in order for it to be processed. A state may submit more than one data families in their own XML file with the appropriate payload tag, or within the same XML file containing multiple payload block. Multiple payload blocks can exist as long as there is only one for each submission type. Figure 3-5 is an excerpt of a valid XML instance document with the correct placement and use of only one record block with its Payload tag and its Operation attribute set to “DischargeMonitoringReportSubmission”. Lines in bold typeface must always be in the XML file and lines in blue must be in the XML file only if the parent tag is present.

```

<?xml version="1.0" encoding="UTF-8"?>
<Document xmlns="http://www.exchangeframework.net/schema/icis/5" xmlns:xsi="http://www.w3.org/2001/XMLSchema-instance">
  <Header>
    <Id>UUStaffer1</Id>
    <Author>Jane Doe</Author>
    <Organization>UU Department of Environmental Protection</Organization>
    <Title>Basic Permit Submission</Title>
    <CreationTime>2001-12-17T09:30:47.0Z</CreationTime>
    <Comment>2nd resubmittal of rejected transactions from May submission</Comment>
    <DataService>ICIS-NPDES</DataService>
    <ContactInfo>123 Main Street, Anytown UU, 00555, (888) 555-1212, jane.doe@uudeq.state.us</ContactInfo>
    <Property>
      <name>e-mail</name>
      <value>doe.john@epa.gov</value>
    </Property>
  </Header>
  <Payload Operation="DischargeMonitoringReportSubmission">
    ...
  </Payload>
</Document>

```

Figure 3-5. Single Payload Block of an ICIS XML Instance Document

Figure 3-6 is an excerpt of a valid XML instance document with the correct placement and use of multiple payload blocks, one with an Operation attribute of “BasicPermitSubmission” and the other with an Operation attribute of “DischargeMonitoringReportSubmission”. Note that “BasicPermitSubmission” and “DischargeMonitoringReportSubmission” can only be used as Operation attributes once within the same XML submission file. Lines in bold typeface must always be in the XML file and lines in blue must be in the XML file only if the parent tag is present.

```
<?xml version="1.0" encoding="UTF-8"?>
<Document xmlns="http://www.exchangenetwork.net/schema/icis/5" xmlns:xsi="http://www.w3.org/2001/XMLSchema-
instance">
  <Header>
    <Id>UUStaffer1</Id>
    <Author>Jane Doe</Author>
    <Organization>UU Department of Environmental Protection</Organization>
    <Title>Basic Permit Submission</Title>
    <CreationTime>2001-12-17T09:30:47.0Z</CreationTime>
    <Comment>2nd resubmittal of rejected transactions from May submission</Comment>
    <DataService>ICIS-NPDES</DataService>
    <ContactInfo>123 Main Street, Anytown UU, 00555, (888) 555-1212, jane.doe@uudeq.state.us</ContactInfo>
    <Property>
      <name>e-mail</name>
      <value>doe.john@epa.gov</value>
    </Property>
  </Header>
  <Payload Operation="BasicPermitSubmission">
    ... (all permits to be added, changed or replaced must be listed in this section)
  </Payload>
  <Payload Operation="DischargeMonitoringReportSubmission">
    ... (all DMRs to be changed, replaced or mass deleted must be listed in this section)
  </Payload>
</Document>
```

Figure 3-6. Consecutive Repeating Payload Blocks of an ICIS XML Instance Document



Data families may be submitted in their own XML or combined into one XML file with Multiple Payload Blocks. Multiple Payload Blocks can exist in the same XML file as long as there is only one Operation Attribute for each submission type.

3.5.3 Record Block

The next block in the XML instance document is the “record block”. This block represents one parent data family record to be added, changed, replaced, deleted or mass deleted by ICIS-NPDES Batch, such as a specific permit, inspection, enforcement action or DMR. The tag name is identical to the name used as the Operation attribute except the “Submission” suffix is replaced with a “Data” suffix.

Each record block contains a “transaction type block” followed by a “data block”. The transaction block tells the ICIS-NPDES parser whether to add, change, replace, delete or mass delete the parent data family record whose key and optional data are in the data block. Refer to Section 3.2 (Transactional Processing) for an explanation of each transaction type planned for the various data families.

One or more parent data family record blocks must be present in an XML instance document in order for the data to be processed. Multiple record blocks should be repeated consecutively within the same Payload block. Figure 3-7 shows an excerpt of an XML instance document with repeating DischargeMonitoringReportData record blocks, each containing only one transaction block and one DischargeMonitoringReport data block.

Lines in bold typeface must always be in the XML file and lines in blue must be in the XML file only if the parent tag is present.

```
<?xml version="1.0" encoding="UTF-8"?>
<Document xmlns="http://www.exchangeframework.net/schema/icis/5" xmlns:xsi="http://www.w3.org/2001/XMLSchema-
instance">
  <Header>
    <Id>UUStaffer1</Id>
    <Author>Jane Doe</Author>
    <Organization>UU Department of Environmental Protection</Organization>
    <Title>Basic Permit Submission</Title>
    <CreationTime>2001-12-17T09:30:47.0Z</CreationTime>
    <Comment>2nd resubmittal of rejected transactions from May submission</Comment>
    <DataService>ICIS-NPDES</DataService>
    <ContactInfo>123 Main Street, Anytown UU, 00555, (888) 555-1212, jane.doe@uudeq.state.us</ContactInfo>
    <Property>
      <name>e-mail</name>
      <value>doe.john@state.us</value>
    </Property>
  </Header>
  <Payload Operation="BasicPermitSubmission">
    ...
  </Payload>
  <Payload Operation="DischargeMonitoringReportSubmission">
    <DischargeMonitoringReportData>
      <TransactionHeader>
        <TransactionType>R</TransactionType>
        <TransactionTimestamp>2001-12-17T09:30:47.0Z</TransactionTimestamp>
      </TransactionHeader>
      <DischargeMonitoringReport>
        ... (data for the 1st DMR to be changed, replaced or mass deleted)
      </DischargeMonitoringReport>
    </DischargeMonitoringReportData>
    <DischargeMonitoringReportData>
      <TransactionHeader>
        <TransactionType>R</TransactionType>
        <TransactionTimestamp>2001-12-17T09:30:47.0Z</TransactionTimestamp>
      </TransactionHeader>
      <DischargeMonitoringReport>
        ... (data for the 2nd DMR to be changed, replaced or mass deleted)
      </DischargeMonitoringReport>
    </DischargeMonitoringReportData>
    <DischargeMonitoringReportData>
      <TransactionHeader>
        <TransactionType>C</TransactionType>
        <TransactionTimestamp>2001-12-17T09:30:47.0Z</TransactionTimestamp>
      </TransactionHeader>
      <DischargeMonitoringReport>
        ... (data for the 3rd DMR to be changed, replaced or mass deleted)
      </DischargeMonitoringReport>
    </DischargeMonitoringReportData>
    <DischargeMonitoringReportData>
      <TransactionHeader>
        <TransactionType>X</TransactionType>
        <TransactionTimestamp>2001-12-17T09:30:47.0Z</TransactionTimestamp>
      </TransactionHeader>
      <DischargeMonitoringReport>
        ... (data for the 4th DMR to be changed, replaced or mass deleted)
      </DischargeMonitoringReport>
    </DischargeMonitoringReportData>
  </Payload>
</Document>
```

```

        </DischargeMonitoringReportData>
    </Payload>
    <Payload Operation="DMR ProgramReportLinkageSubmission">
        ...
    </Payload>
</Document>

```

Figure 3-7. Discharge Monitoring Report Record Blocks of an ICIS XML Instance Document



Each record block must contain data for an entire parent data family record, such as a particular permit, inspection, enforcement action or DMR.

Table 3-4 provides a listing of each submission type with its Payload Operation attribute value to use, along with the record block tag name and data block tag name.

| Submission Type | Payload Operation Attribute | Record Block | Data Block |
|----------------------------------|---|-----------------------------------|-------------------------------|
| Basic Permit | "BasicPermitSubmission" | BasicPermitData | BasicPermit |
| Biosolids Permit Component | "BiosolidsPermitSubmission" | BiosolidsPermitData | BiosolidsPermit |
| Biosolids Program Report | "BiosolidsProgramReportSubmission" | BiosolidsProgramReportData | BiosolidsProgramReport |
| CAFO Annual Report | "CAFOAnnualReportSubmission" | CAFOAnnualReportData | CAFOAnnualReport |
| CAFO Permit Component | "CAFOPermitSubmission" | CAFOPermitData | CAFOPermit |
| Compliance Monitoring Linkage | "ComplianceMonitoringLinkageSubmission" | ComplianceMonitoringLinkageData | ComplianceMonitoringLinkage |
| Compliance Monitoring | "ComplianceMonitoringSubmission" | ComplianceMonitoringData | ComplianceMonitoring |
| Compliance Schedule | "ComplianceScheduleSubmission" | ComplianceScheduleData | ComplianceSchedule |
| CSO Event Report | "CSOEventReportSubmission" | CSOEventReportData | CSOEventReport |
| CSO Permit | "CSOPermitSubmission" | CSOPermitData | CSOPermit |
| DMR Violation | "DMRViolationSubmission" | DMRViolationData | DMRViolation |
| Discharge Monitoring Report | "DischargeMonitoringReportSubmission" | DischargeMonitoringReportData | DischargeMonitoringReport |
| DMR Program Report Linkage | "DMRProgramReportLinkageSubmission" | DMRProgramReportLinkageData | DMRProgramReportLinkage |
| Enforcement Action Violation Key | "EnforcementActionViolationKeySubmission" | EnforcementActionViolationKeyData | EnforcementActionViolationKey |
| Effluent Trade Partner | "EffluentTradePartnerSubmission" | EffluentTradePartnerData | EffluentTradePartner |

| Submission Type | Payload Operation Attribute | Record Block | Data Block |
|---|--|------------------------------------|--------------------------------|
| Enforcement Action Milestone | "EnforcementActionMilestoneSubmission" | EnforcementActionMilestoneData | Milestone |
| Federal Compliance Monitoring | "FederalComplianceMonitoringSubmission" | FederalComplianceMonitoringData | FederalComplianceMonitoring |
| Formal Enforcement Action | "FormalEnforcementActionSubmission" | FormalEnforcementActionData | FormalEnforcementAction |
| General Permit Covered Facility | "GeneralPermitSubmission" | GeneralPermitData | GeneralPermit |
| Historical Permit Schedule | "HistoricalPermitScheduleEventsSubmission" | HistoricalPermitScheduleEventsData | HistoricalPermitScheduleEvents |
| Informal Enforcement Action | "InformalEnforcementActionSubmission" | InformalEnforcementActionData | InformalEnforcementAction |
| Limit Set | "LimitSetSubmission" | LimitSetData | LimitSet |
| Limit | "LimitsSubmission" | LimitsData | Limits |
| Local Limit Program Report | "LocalLimitsProgramReportSubmission" | LocalLimitsProgramReportData | LocalLimitsProgramReport |
| Master General Permit | "MasterGeneralPermitSubmission" | MasterGeneralPermitData | MasterGeneralPermit |
| Narrative Condition | "NarrativeConditionScheduleSubmission" | NarrativeConditionScheduleData | NarrativeCondition |
| Parameter Limits | "ParameterLimitsSubmission" | ParameterLimitsData | ParameterLimits |
| Permit Reissuance | "PermitReissuanceSubmission" | PermitReissuanceData | PermitReissuance |
| Permit Termination | "PermitTerminationSubmission" | PermitTerminationData | PermitTermination |
| Permit Tracking Event | "PermitTrackingEventSubmission" | PermitTrackingEventData | PermitTrackingEvent |
| Permitted Feature | "PermittedFeatureSubmission" | PermittedFeatureData | PermittedFeature |
| POTW Permit Component | "POTWPermitSubmission" | POTWPermitData | POTWPermit |
| Pretreatment Permit Component | "PretreatmentPermitSubmission" | PretreatmentPermitData | PretreatmentPermit |
| Pretreatment Performance Summary | "PretreatmentPerformanceSummarySubmission" | PretreatmentPerformanceData | PretreatmentPerformance |
| Schedule Event Violation | "ScheduleEventViolationSubmission" | ScheduleEventViolationData | ScheduleEventViolation |
| Single Event Violation | "SingleEventViolationSubmission" | SingleEventViolationData | SingleEventViolation |
| SSO Annual Report | "SSOAnnualReportSubmission" | SSOAnnualReportData | SSOAnnualReport |
| SSO Event Report | "SSOEventReportSubmission" | SSOAnnualReportData | SSOAnnualReport |
| SSO Monthly Event Report | "SSOMonthlyEventReportSubmission" | SSOMonthlyEventReportData | SSOMonthlyEventReport |
| Storm Water Construction Permit Component | "SWConstructionPermitSubmission" | SWConstructionPermitData | SWConstructionPermit |
| Storm Water Event Report | "SWEventReportSubmission" | SWEventReportData | SWEventReport |

| Submission Type | Payload Operation Attribute | Record Block | Data Block |
|---|---------------------------------|-------------------------|---------------------|
| Storm Water Industrial Permit Component | "SWIndustrialPermitSubmission" | SWIndustrialPermitData | SWIndustrialPermit |
| Storm Water MS4 Large Permit Component | "SWMS4LargePermitSubmission" | SWMS4LargePermitData | SWMS4LargePermit |
| Storm Water MS4 Program Report | "SWMS4ProgramReportSubmission" | SWMS4ProgramReportData | SWMS4ProgramReport |
| Storm Water MS4 Small Permit Component | "SWMS4SmallPermitSubmission" | SWMS4SmallPermitData | SWMS4SmallPermit |
| Unpermitted Facility | "UnpermittedFacilitySubmission" | UnpermittedFacilityData | UnpermittedFacility |

Table 3-4. Operation Attribute, Record Block and Data Block for each Submission Type

3.5.4 Data Blocks

Data blocks contain key field tags at the top to identify the record followed by other mandatory and optional tags. Only key field tags need to be provided when delete and mass deleting a parent data family record. If non-key parent data family tags are present the ICIS-NPDES parser will ignore them.

3.5.4.1 Multi-Value Tags

Data fields or parent/child for which multiple values can be entered are referred to in ICIS Batch as multi-value items. These values represent one or more child records for a parent record, such as multiple child SIC codes for a permit. Whenever tags for one of these multi-value items are included in a Data Block, ICIS will replace all existing values for that item with the values submitted in the tag(s) regardless of the transaction type submitted. There are two categories of multi-value items:

1) Individual Data Tag – The simplest kind of multi-value item consists of one data tag that can be repeated multiple times within a transaction. Below is an example of a Basic Permit and General Permit Covered Facility Individual Data Tag multi-value item (FacilityClassification) repeated three times:

```
<FacilityClassification>APE</FacilityClassification>
<FacilityClassification>BIO</FacilityClassification>
<FacilityClassification>CIN</FacilityClassification>
```

2) Multiple Data Tags – Some multi-value items contain multiple data tags which can be repeated as a group multiple times within a transaction. Below is an example of a Basic Permit Multiple Data Tag multi-value parent/child block called OtherPermits repeated two times:

```
<OtherPermits>
  <OtherPermitIdentifier>VA123</OtherPermitIdentifier>
  <OtherOrganizationName>Department of Health</OtherOrganizationName>
  <OtherPermitIdentifierContextName>Well permit</OtherPermitIdentifierContextName>
</OtherPermits>
<OtherPermits>
  <OtherPermitIdentifier>VAA1098</OtherPermitIdentifier>
  <OtherOrganizationName>County Government</OtherOrganizationName>
```



```
<OtherPermitIdentifierContextName>Well permit</OtherPermitIdentifierContextName>
</OtherPermits>
```

If data already exist for one of these multi-value items for the Permit in ICIS and the user wishes to add new values while keeping the existing values, they would include all of the values that they wish to have for the field (i.e., all existing values, plus the new values) in their XML submission. The table below provides an example.

Adding to a Multi-Value Item List

| FacilityClassification in ICIS DB | FacilityClassification in XML Submission | Result in ICIS DB After Processing |
|-----------------------------------|--|------------------------------------|
| APE | APE | APE |
| BIO | BIO | BIO |
| | CIN | CIN |

If data already exist for one of these multi-value items for the Permit in ICIS and the user wishes to change one of the values, they would include all of the values that they wish to have for the field (i.e., existing values they wish to keep, plus new values) in their XML submission. The table below provides an example.

Changing to a Multi-Value Item List

| FacilityClassification in ICIS DB | FacilityClassification in XML Submission | Result in ICIS DB After Processing |
|-----------------------------------|--|------------------------------------|
| APE | APE | APE |
| BIO | | |
| | CIN | CIN |

If data already exist for one of these multi-value items for the Permit in ICIS and the user wishes to remove one of the values, they would include all of the values that they wish to have for the field (i.e., existing values they wish to keep) in their XML submission. The table below provides an example.

Deleting from a Multi-Value Item List

| FacilityClassification in ICIS DB | FacilityClassification in XML Submission | Result in ICIS DB After Processing |
|-----------------------------------|--|------------------------------------|
| APE | APE | APE |
| BIO | | |
| CIN | | |

3.5.4.2 Asterisks

Users must also have the ability to blank out all values for these multi-value items. This is accomplished by submitting one row of the multi-value item with an asterisk as the value. The rules for doing this are described below.

3.5.4.2.1.1 Individual Data Tag

If an asterisk is submitted in an individual data tag, ICIS will blank out all existing values for the corresponding field. For example, to remove all codes for the single multi-value tag EffluentGuidelineCode from a permit, the affected permit's XML data block must contain:

```
<EffluentGuidelineCode>*</EffluentGuidelineCode>
```

3.5.4.2.1.2 Multiple Data Tags

The rules for processing Multiple Data Tags are:

- If asterisks are submitted in all required tags and the optional tags are not included, ICIS will blank out all existing values for the corresponding multi-value item.
- If asterisks are submitted in all required tags and values are submitted in one or more optional tags, ICIS will blank out all existing values for the corresponding multi-value item (ignoring the data in the optional tags).
- If asterisks are submitted in some required tags and values are submitted in other required tags, ICIS will reject the transaction. This is addressed through business rules, with error messages, detailed in the business rules table.
- If there are no required tags for a multi-value item and asterisks are entered in one or more of the optional tags:
 - If only asterisks are submitted, ICIS will blank out all existing values for the corresponding multi-value item.
 - If a combination of asterisks and values are submitted, ICIS will reject the transaction. This is addressed through business rules, with error messages, detailed in the business rules table.

For example, to remove all contacts for a permit, the parent multi-value tag PermitContact in the permit's data block in the XML file must contain:

```
<PermitContact>
  <Contact>
    <AffiliationTypeText>*</AffiliationTypeText>
    <FirstName>*</FirstName>
    <LastName>*</LastName>
    <IndividualTitleText>*</IndividualTitleText>
  </Contact>
</PermitContact>
```

As noted above, asterisks should only be used as an indication to blank out all values for a field, and that should be the only row of data that is submitted for that field. However, it is possible that a transaction will contain multiple rows of a multi-value item, some with asterisks and some

without. In that situation, ICIS will evaluate each row for validity. If any rows are invalid, ICIS will reject the transaction. If all rows are valid, ICIS will save only the values submitted, ignoring the “blanked out” rows.

Table 3-5 contains a list of all single and parent multi-value tags. The list is grouped by Schema Name. Schema Data listed in this table can have all values removed using asterisks except:

- PermitContact
- LimitSetSchedule
- ComplianceMonitoringActionReasonCode
- ComplianceMonitoringAgencyTypeCode
- PermitIdentifier
- EnforcementActionTypeCode
- ProgramsViolatedCode
- MonthLimitApplies
- LimitSetMonthsApplicable

These items must have at least one permittee contact for a permit having an affiliation_type_code of “PMA”, one schedule for a limit set, one permit identifier for an enforcement action, one code for an enforcement action or inspection, or one month associated with the limit set or limit.

| Schema Name | Schema Data | Mandatory Tags/Child Tags for Deleting All Values |
|----------------------|---|---|
| BasicPermitData | 1. SICCodeDetails 2. NAICSCodeDetails 3. OtherPermits 4. AssociatedPermit 5. FacilityClassification 6. PolicyCode 7. OriginatingPrograms 8. FacilityContact 9. FacilityAddress 10. PermitContact 11. PermitAddress 12. EffluentGuidelineCode | 1. SICCode, SICPrimaryIndicatorCode 2. NAICSCode, NAICSPPrimaryIndicatorCode 3. OtherPermitIdentifier 4. AssociatedPermitIdentifier, AssociatedPermitReasonCode 5. FacilityClassification 6. PolicyCode 7. OriginatingPrograms 8. AffiliationTypeText, FirstName, LastName, IndividualTitleText 9. AffiliationTypeText, OrganizationFormalName, MailingAddressText, MailingAddressCityName, MailingAddressStateCode, MailingAddressZipCode 10. AffiliationTypeText, FirstName, LastName, IndividualTitleText 11. Cannot delete all; must have at least the Permittee Address in ICIS 12. EffluentGuidelineCode |
| BiosolidsPermitData | 1. BiosolidsTypeCode 2. BiosolidsEndUseDisposalType 3. BiosolidsPermitContact | 1. BiosolidsTypeCode 2. BiosolidsEndUseDisposalType 3. AffiliationTypeText, FirstName, LastName, IndividualTitleText |
| CAFOAnnualReportData | 1. ReportedAnimalType | 1. AnimalTypeCode |

| Schema Name | Schema Data | Mandatory Tags/Child Tags for Deleting All Values |
|-------------------------------|---|--|
| CAFOPermitData | <ol style="list-style-type: none"> 1. CAFOContact 2. AnimalType 3. ManureLitterProcessedWastewaterStorage 4. Containment 5. LandApplication | <ol style="list-style-type: none"> 1. AffiliationTypeText, FirstName, LastName, IndividualTitleText 2. AnimalTypeCode 3. ManureLitterProcessedWastewaterStorageType 4. ContainmentTypeCode 5. LandApplicationBMPTYPECode |
| ComplianceMonitoringData | <ol style="list-style-type: none"> 1. ComplianceInspectionTypeCode 2. ComplianceMonitoringActionReasonCode 3. ComplianceMonitoringAgencyTypeCode 4. ProgramCode 5. NationalPrioritiesCode 6. InspectorContact <p>CAFO INSPECTION</p> <ol style="list-style-type: none"> 1. AnimalType 2. ManureLitterProcessedWastewaterStorage 3. Containment 4. LandApplicationBMP 5. CAFOInspectionViolationTypeCode <p>PRETREATMENT INSPECTION</p> <ol style="list-style-type: none"> 1. LocalLimitsPollutantCode 2. RemovalCreditsPollutantCode <p>SSO INSPECTION</p> <ol style="list-style-type: none"> 1. ImpactSSOEvent 2. SSOSystemComponent 3. SSOSTeps <p>STORMWATER MS4 INSPECTION</p> <ol style="list-style-type: none"> 1. ProjectedSourcesFundingCode | <ol style="list-style-type: none"> 1. ComplianceInspectionTypeCode 2. ComplianceMonitoringActionReasonCode 3. ComplianceMonitoringAgencyTypeCode 4. ProgramCode 5. NationalPrioritiesCode 6. AffiliationTypeText, FirstName, LastName, IndividualTitleText <p>CAFO INSPECTION</p> <ol style="list-style-type: none"> 1. AnimalTypeCode 2. ManureLitterProcessedWastewaterStorageType 3. ContainmentTypeCode 4. LandApplicationBMPTYPECode 5. CAFOInspectionViolationTypeCode <p>PRETREATMENT INSPECTION</p> <ol style="list-style-type: none"> 1. LocalLimitsPollutantCode 2. RemovalCreditsPollutantCode <p>SSO INSPECTION</p> <ol style="list-style-type: none"> 1. ImpactSSOEvent 2. SSOSystemComponent 3. StepsReducePreventMitigate <p>STORMWATER MS4 INSPECTION</p> <ol style="list-style-type: none"> 1. ProjectedSourcesFundingCode |
| CSOPermitData | <ol style="list-style-type: none"> 1. SatelliteCollectionSystem | <ol style="list-style-type: none"> 1. SatelliteCollectionSystemIdentifier 2. SatelliteCollectionSystemName |
| DischargeMonitoringReportData | <ol style="list-style-type: none"> 1. CropTypesPlanted 2. CropTypesHarvested | <ol style="list-style-type: none"> 1. CropTypesPlanted 2. CropTypesHarvested |

| Schema Name | Schema Data | Mandatory Tags/Child Tags for Deleting All Values |
|---------------------------------|---|--|
| FederalComplianceMonitoringData | 1. ComplianceMonitoringActionReasonCode 2. ComplianceMonitoringAgencyTypeCode 3. ProgramCode 4. NationalPrioritiesCode 5. InspectorContact 6. InspectionGovernmentContact 7. LawSectionCode 8. RegionalPriorityCode 9. SICCode 10. NAICSCode 11. DeficiencyObservedCode 12. CorrectiveActionCode 13. AirPollutantCode 14. WaterPollutantCode 15. Subactivity 16. Citation CAFO INSPECTION 1. AnimalType 2. ManureLitterProcessedWastewaterStorage 3. Containment 4. LandApplicationBMP 5. CAFOInspectionViolationTypeCode PRETREATMENT INSPECTION 1. LocalLimitsPollutantCode 2. RemovalCreditsPollutantCode SSO INSPECTION 1. ImpactSSOEvent 2. SSOSystemComponent 3. SSOSTepsReducePreventMitigate STORMWATER MS4 INSPECTION 1. ProjectedSourcesFundingCode | 1. ComplianceMonitoringActionReasonCode 2. ComplianceMonitoringAgencyTypeCode 3. ProgramCode 4. NationalPrioritiesCode 5. AffiliationTypeText, FirstName, LastName, IndividualTitleText 6. AffiliationTypeText, ElectronicAddressText 7. LawSectionCode 8. RegionalPriorityCode 9. SICCode 10. NAICSCode 11. DeficiencyObservedCode 12. CorrectiveActionCode 13. AirPollutantCode 14. WaterPollutantCode 15. SubactivityTypeCode 16. CitationTitle CAFO INSPECTION 1. AnimalTypeCode 2. ManureLitterProcessedWastewaterStorageType 3. ContainmentTypeCode 4. LandApplicationBMPTYPECode 5. CAFOInspectionViolationTypeCode PRETREATMENT INSPECTION 1. LocalLimitsPollutantCode 2. RemovalCreditsPollutantCode SSO INSPECTION 1. ImpactSSOEvent 2. SystemComponent 3. StepsReducePreventMitigate STORMWATER MS4 INSPECTION 1. ProjectedSourcesFundingCode |
| FormalEnforcementActionData | 1. PermitIdentifier 2. EnforcementActionTypeCode 3. ProgramsViolatedCode 4. FinalOrder 5. EnforcementAgency 6. EnforcementActionGovernmentContact | 1. PermitIdentifier 2. EnforcementActionTypeCode 3. ProgramsViolatedCode 4. FinalOrderIdentifier, FinalOrderTypeCode 5. EnforcementAgencyTypeCode, AgencyLeadIndicator 6. AffiliationTypeCode, ElectronicAddressText |

| Schema Name | Schema Data | Mandatory Tags/Child Tags for Deleting All Values |
|--------------------------------|---|--|
| GeneralPermitData | 1. SICCodeDetails 2. NAICSCodeDetails 3. OtherPermits 4. AssociatedPermit 5. FacilityClassification 6. PolicyCode 7. OriginatingPrograms 8. FacilityContact 9. FacilityAddress 10. PermitContact 11. PermitAddress 12. EffluentGuidelineCode | 1. SICCode, SICPrimaryIndicatorCode 2. NAICSCode, NAICSPrimaryIndicatorCode 3. OtherPermitIdentifier 4. AssociatedPermitIdentifier, AssociatedPermitReasonCode 5. FacilityClassification 6. PolicyCode 7. OriginatingPrograms 8. AffiliationTypeText, FirstName, LastName, IndividualTitleText 9. AffiliationTypeText, OrganizationFormalName, MailingAddressText, MailingAddressCityName, MailingAddressStateCode, MailingAddressZipCode 10. AffiliationTypeText, FirstName, LastName, IndividualTitleText 11. Cannot delete all; must have at least the Permittee Address in ICIS 12. EffluentGuidelineCode |
| InformalEnforcementActionData | 1. PermitIdentifier 2. ProgramsViolatedCode 3. EnforcementAgency 4. EnforcementActionGovernmentContact | 1. PermitIdentifier 2. ProgramsViolatedCode 3. EnforcementAgencyTypeCode, AgencyLeadIndicator 4. AffiliationTypeCode, ElectronicAddressText |
| LimitsData | 1. MonthLimitApplies | 1. Cannot delete all; must have at least one in ICIS |
| LimitSetData | 1. LimitSetMonthsApplicable 2. LimitSetSchedule 3. UnscheduledLimitSetSchedule | 1. LimitSetMonthsApplicable 2. Cannot delete all; must have at least one scheduled or unscheduled limit set in ICIS 3. Cannot delete all; must have at least one scheduled or unscheduled limit set in ICIS Cannot delete all; must have at least one in ICIS |
| LocalLimitsProgramReportData | 1. LocalLimitsPollutantCode 2. RemovalCreditsPollutantCode | 1. LocalLimitsPollutantCode 2. RemovalCreditsPollutantCode |
| MasterGeneralPermitData | 1. SICCodeDetails 2. NAICSCodeDetails 3. OtherPermits 4. AssociatedPermit 5. MasterGeneralPermitContact 6. PermitComponentTypeCode | 1. SICCode, SICPrimaryIndicatorCode 2. NAICSCode, NAICSPrimaryIndicatorCode 3. OtherPermitIdentifier 4. AssociatedPermitIdentifier, AssociatedPermitReasonCode 5. AffiliationTypeText, FirstName, LastName, IndividualTitleText 6. PermitComponentTypeCode |
| NarrativeConditionScheduleData | 1. PermitScheduleEvent | 1. ScheduleEventCode 2. ScheduleEventDate |
| PermittedFeatureData | 1. PermittedFeatureCharacteristics 2. PermittedFeatureTreatmentTypeCode 3. SiteOwnerContact | 1. PermittedFeatureCharacteristics 2. PermittedFeatureTreatmentTypeCode 3. AffiliationTypeText, FirstName, LastName, IndividualTitleText |
| POTWPermitData | 1. SatelliteCollectionSystem | 1. SatelliteCollectionSystemIdentifier, SatelliteCollectionSystemName |

| Schema Name | Schema Data | Mandatory Tags/Child Tags for Deleting All Values |
|------------------------------------|--|--|
| PretreatmentPerformanceSummaryData | 1. LocalLimitsPollutantCode 2. RemovalCreditsPollutantCode | 1. LocalLimitsPollutantCode 2. RemovalCreditsPollutantCode |
| PretreatmentPermitData | 1. PretreatmentContact | 1. AffiliationTypeText, FirstName, LastName, IndividualTitleText |
| SSOEventReportData | 1. ImpactofSSOEvent 2. SystemComponent 3. StepsReducePreventMitigate | 1. ImpactofSSOEvent 2. SystemComponent 3. StepsReducePreventMitigate |
| SWaterConstructionPermitData | 1. StormWaterContact 2. StormWaterAddress | 1. AffiliationTypeText, FirstName, LastName, IndividualTitleText 2. AffiliationTypeText, OrganizationFormalName, MailingAddressText, MailingAddressCityName, MailingAddressStateCode, MailingAddressZipCode |
| SWEventReportData | 1. StormWaterContact 2. StormWaterAddress | 1. AffiliationTypeText, FirstName, LastName, IndividualTitleText 2. AffiliationTypeText, OrganizationFormalName, MailingAddressText, MailingAddressCityName, MailingAddressStateCode, MailingAddressZipCode |
| SWIndustrialPermitData | 1. StormWaterContact 2. StormWaterAddress | 1. AffiliationTypeText, FirstName, LastName, IndividualTitleText 2. AffiliationTypeText, OrganizationFormalName, MailingAddressText, MailingAddressCityName, MailingAddressStateCode, MailingAddressZipCode |
| SWMS4LargePermitData | 1. StormWaterContact 2. StormWaterAddress | 1. AffiliationTypeText, FirstName, LastName, IndividualTitleText 2. AffiliationTypeText, OrganizationFormalName, MailingAddressText, MailingAddressCityName, MailingAddressStateCode, MailingAddressZipCode |
| SWMS4ProgramReportData | 1. ProjectedSourcesofFundingCode 2. StormWaterContact 3. StormWaterAddress | 1. ProjectedSourcesofFundingCode 2. AffiliationTypeText, FirstName, LastName, IndividualTitleText 3. AffiliationTypeText, OrganizationFormalName, MailingAddressText, MailingAddressCityName, MailingAddressStateCode, MailingAddressZipCode |
| SWMS4SmallPermitData | 1. StormWaterContact 2. StormWaterAddress | 1. AffiliationTypeText, FirstName, LastName, IndividualTitleText 2. AffiliationTypeText, OrganizationFormalName, MailingAddressText, MailingAddressCityName, MailingAddressStateCode, MailingAddressZipCode |

| Schema Name | Schema Data | Mandatory Tags/Child Tags for Deleting All Values |
|-------------------------|--|--|
| UnpermittedFacilityData | 1. SICCodeDetails 2. NAICSCodeDetails 3. FacilityClassification 4. PolicyCode 5. OriginatingPrograms 6. FacilityContact 7. FacilityAddress | 1. SICCode, SICPrimaryIndicatorCode 2. NAICSCode, NAICSPrimaryIndicatorCode 3. FacilityClassification 4. PolicyCode 5. OriginatingPrograms 6. AffiliationTypeText, FirstName, LastName, IndividualTitleText 7. AffiliationTypeText, OrganizationFormalName, MailingAddressText, MailingAddressCityName, MailingAddressStateCode, MailingAddressZipCode |

Table 3-5. List of Multi-Value Tags



Use an asterisk to remove data from ICIS for a single field or multi-value fields.

3.6 GENERIC EDITS

When a file is submitted, CDX and ICIS-NPDES Batch perform various generic edits as explained below.

3.6.1 CDX Edit Checks

The data provided in the file submission must meet data quality standards. CDX will reject XML instance documents and report the first 100 errors that occur when:

- XML instance document has an extension other than .xml or .zip, or has a filename that is unrecognizable or invalid,
- zip compressed file is empty,
- XML instance document has empty or null tags, is incomplete, corrupt, not valid, and/or not well formed,
- submitter ID and/or password not valid for CDX,
- a data flow indicator code mismatch from state nodes (must be “ICIS-NPDES”)
- a file infected with a virus

3.6.2 ICIS-NPDES Pre-Parser Edit Checks

ICIS-NPDES may encounter file-level problems such as retrieving a submission file or processing it due to communication, database access, or file corruption problems. When any of these situations are encountered ICIS-NPDES logs the error with a generic message of “Unable to parse file <filename> because <java method>; <error message>” and sends CDX a PDF file containing the error.

3.6.3 ICIS-NPDES Parser Edit Checks

The ICIS-NPDES parser will reject XML instance documents if it cannot extract and process data for the following reasons:

- mandatory data missing,
- one or more header block elements missing,
- prohibited character found in alphanumeric field,
- invalid character found or incorrect format in numeric field,
- invalid character found in date field,
- invalid date found in date field,
- the a primary key has a space or invalid alphanumeric,
- transaction code is not allowed for the submission type according to Table 3-1,
- submitter ID not valid for ICIS-NPDES,
- submitter ID does not have rights to add/change/delete data in ICIS-NPDES, or
- submitter ID is not allowed to add/change/delete data belonging to another state, tribe or EPA region.

3.6.4 ICIS-NPDES System Edit Checks

Other errors may be discovered at the time ICIS-NPDES system receives and processes the data. These errors include:

- parent record not found for child record to be added,
- record already exists for record to be added,
- record non existent for change, delete transactions,
- data not valid for database field edit checks,
- prohibited character(s) found in the XML submission record,
- mandatory data missing, or
- invalid code.

4 WORKING WITH ICIS-NPDES SCHEMA FILES

The ICIS-NPDES schema files adhere to version 1 of the XML Design Rules and Convention and the names of applicable schema elements match EPA data element standards and XML tag data standards approved as of June 2006. The ICIS-NPDES schema files for DMRs were approved in Spring 2008. Permit related schema files will be submitted for approval in early 2011. All other schema files will be submitted for approval in late 2012.

It is important that batch submitters review all ICIS-NPDES code tables and build a cross-reference table or other mechanism for converting their existing codes into the ICIS-NPDES codes. These codes can be retrieved from the ICIS-NPDES Ad Hoc Reports module or by contacting ICIS User Support.



ICIS-NPDES Batch does not use or support Schematron files!

4.1 ICIS-NPDES BATCH PROCESSING AND IDEF, PCS

Data specifications for ICIS-NPDES Batch differ significantly from the Interim Data Exchange Format (IDEF) schema. ICIS-NPDES DMR Batch, e-DMR, and PCS batch submitters will need to create or modify their software to generate XML instance documents that are valid and well-formed according to the ICIS-NPDES schema. In addition, submitters must validate their XML submittal files against the ICIS xsd schema file with an XML validation tool before submitting the XML to CDX.

4.2 ICIS-NPDES BATCH PROCESSING AND EXCHANGE NETWORK NODE PLUG-INS

Free plug-ins for states and tribes hosting an EN-NODE2 or OPENNODE2 Node are available for handling the transmission of NPDES data to ICIS-NPDES. States need to map their data into the staging tables of these plug-ins with ICIS reference table codes present and data in the format expected by ICIS-NPDES. For more information on these Node Plug-ins, visit <http://www.exchangenetwork.net/2011/07/15/node-20-products/>.



Visit <http://www.exchangenetwork.net/2011/07/15/node-20-products/> for more information on free plug-ins designed to send state and tribal data to ICIS-NPDES!

4.3 ICIS-NPDES SCHEMA, EXAMPLES AND DATA DICTIONARY

The ICIS-NPDES DMR schema files are located at <http://www.exchangenetwork.net/schema/icis/5>. Complete data specifications for all elements to be submitted in XMLs and the mapping between ICIS tags, IDEF tags and PCS fields are provided

in the ICIS-NPDES XML Tag Dictionary located in the ICIS-NPDES XML Data Exchange Template document.



To get the most current version of ICIS schema files to be used by Full Batch states, contact Alison Kittle at kittle.alison@epa.gov

4.4 WORKING WITH ICIS-NPDES SCHEMA

States creating modules to generate their own XML instance documents will find it easier to work from submission examples rather than translate the ICIS-NPDES schema files. It is best to use the examples from the ICIS-NPDES Example XML Instance Document as templates for developing your XML submission files because this document provides mandatory and optional tags for the different transaction types and explanations of how to tweak your XML file.

However, if you need to create sample XML submission files, they can be generated from the ICIS-NPDES schema files using a commercial off-the-shelf (COTS) XML validating software package. To do this:

- 1) load ICIS_V2.xx.xsd into the COTS XML validating software (where xxx is the version such as "1"),
- 2) comment out the names of all submission types except the one desired among the PayloadData elements and the OperationType enumerations, then
- 3) select the Document tag to generate the examples from the list of available root elements.

Figure 4-1 shows how to generate an example XML file for Discharge Monitoring Reports only by commenting out elements and enumerations (in gray) and leaving only the lines pertaining to DMRs active (in blue).

```
<xsd:complexType name="PayloadData">
  <xsd:choice>
    <!--xsd:element name="BasicPermitData" type="icis:BasicPermitData"
maxOccurs="unbounded"/>
    <xsd:element name="BiosolidsPermitData" type="icis:BiosolidsPermitData"
maxOccurs="unbounded"/>
    <xsd:element name="BiosolidsProgramReportData"
type="icis:BiosolidsProgramReportData" maxOccurs="unbounded"/>
    <xsd:element name="CAFOAnnualReportData" type="icis:CAFOAnnualReportData"
maxOccurs="unbounded"/>
    <xsd:element name="CAFOPermitData" type="icis:CAFOPermitData"
maxOccurs="unbounded"/>
    <xsd:element name="ComplianceMonitoringData"
type="icis:ComplianceMonitoringData" maxOccurs="unbounded"/>
    <xsd:element name="ComplianceMonitoringLinkageData"
type="icis:ComplianceMonitoringLinkageData" maxOccurs="unbounded"/>
    <xsd:element name="ComplianceScheduleData" type="icis:ComplianceScheduleData"
maxOccurs="unbounded"/>
    <xsd:element name="CSOEventReportData" type="icis:CSOEventReportData"
maxOccurs="unbounded"/>
    <xsd:element name="CSOPermitData" type="icis:CSOPermitData" maxOccurs="unbounded"/-->
  </xsd:choice>
</xsd:complexType>
```

```

    <xsd:element name="DischargeMonitoringReportData"
type="icis:ComplianceScheduleData" maxOccurs="unbounded"/>
    <!--xsd:element name="DMRViolationData" type="icis:DMRViolationData"
maxOccurs="unbounded"/>
    <xsd:element name="DMRProgramReportLinkageData"
type="icis:DMRProgramReportLinkageData" maxOccurs="unbounded"/>
    <xsd:element name="EffluentTradePartnerData"
type="icis:EffluentTradePartnerData" maxOccurs="unbounded"/>
    <xsd:element name="EnforcementActionMilestoneData"
type="icis:EnforcementActionMilestoneData" maxOccurs="unbounded"/>
    <xsd:element name="EnforcementActionViolationLinkageData"
type="icis:EnforcementActionViolationLinkageData" maxOccurs="unbounded"/>
    <xsd:element name="FederalComplianceMonitoringData"
type="icis:FederalComplianceMonitoringData" maxOccurs="unbounded"/>
    <xsd:element name="FinalOrderViolationLinkageData"
type="icis:FinalOrderViolationLinkageData" maxOccurs="unbounded"/>
    <xsd:element name="FormalEnforcementActionData"
type="icis:FormalEnforcementActionData" maxOccurs="unbounded"/>
    <xsd:element name="GeneralPermitData" type="icis:GeneralPermitData"
maxOccurs="unbounded"/>
    <xsd:element name="HistoricalPermitScheduleEventsData"
type="icis:HistoricalPermitScheduleEventsData" maxOccurs="unbounded"/>
    <xsd:element name="InformalEnforcementActionData"
type="icis:InformalEnforcementActionData" maxOccurs="unbounded"/>
    <xsd:element name="LimitSetData" type="icis:LimitSetData"
maxOccurs="unbounded"/>
    <xsd:element name="LimitsData" type="icis:LimitsData" maxOccurs="unbounded"/>
    <xsd:element name="LocalLimitsProgramReportData"
type="icis:LocalLimitsProgramReportData" maxOccurs="unbounded"/>
    <xsd:element name="MasterGeneralPermitData" type="icis:MasterGeneralPermitData"
maxOccurs="unbounded"/>
    <xsd:element name="NarrativeConditionScheduleData"
type="icis:NarrativeConditionScheduleData" maxOccurs="unbounded"/>
    <xsd:element name="ParameterLimitsData" type="icis:ParameterLimitsData"
maxOccurs="unbounded"/>
    <xsd:element name="PermitReissuanceData" type="icis:PermitReissuanceData"
maxOccurs="unbounded"/>
    <xsd:element name="PermittedFeatureData" type="icis:PermittedFeatureData"
maxOccurs="unbounded"/>
    <xsd:element name="PermitTerminationData" type="icis:PermitTerminationData"
maxOccurs="unbounded"/>
    <xsd:element name="PermitTrackingEventData" type="icis:PermitTrackingEventData"
maxOccurs="unbounded"/>
    <xsd:element name="PretreatmentPermitData" type="icis:PretreatmentPermitData"
maxOccurs="unbounded"/>
    <xsd:element name="PretreatmentPerformanceSummaryData"
type="icis:PretreatmentPerformanceSummaryData" maxOccurs="unbounded"/>
    <xsd:element name="ScheduleEventViolationData"
type="icis:ScheduleEventViolationData" maxOccurs="unbounded"/>
    <xsd:element name="SingleEventViolationData"
type="icis:SingleEventViolationData" maxOccurs="unbounded"/>
    <xsd:element name="SSOAnnualReportData" type="icis:SSOAnnualReportData"
maxOccurs="unbounded"/>
    <xsd:element name="SSOEventReportData" type="icis:SSOEventReportData"
maxOccurs="unbounded"/>
    <xsd:element name="SSOMonthlyEventReportData"
type="icis:SSOMonthlyEventReportData" maxOccurs="unbounded"/>
    <xsd:element name="POTWPermitData" type="icis:POTWPermitData"
maxOccurs="unbounded"/>
    <xsd:element name="SWConstructionPermitData"
type="icis:SWConstructionPermitData" maxOccurs="unbounded"/>
    <xsd:element name="SWEventReportData" type="icis:SWEventReportData"
maxOccurs="unbounded"/>
    <xsd:element name="SWIndustrialPermitData" type="icis:SWIndustrialPermitData"
maxOccurs="unbounded"/>
    <xsd:element name="SWMS4LargePermitData" type="icis:SWMS4LargePermitData"
maxOccurs="unbounded"/>
    <xsd:element name="SWMS4ProgramReportData" type="icis:SWMS4ProgramReportData"
maxOccurs="unbounded"/>

```

```

    <xsd:element name="SWMS4SmallPermitData" type="icis:SWMS4SmallPermitData"
maxOccurs="unbounded"/>
    <xsd:element name="UnpermittedFacilityData" type="icis:UnpermittedFacilityData"
maxOccurs="unbounded"/>-->
  </xsd:choice>
  <xsd:attribute name="Operation" type="icis:OperationType" use="required"/>
</xsd:complexType>
<xsd:simpleType name="OperationType">
  <xsd:restriction base="xsd:string">
    <!--xsd:enumeration value="BasicPermitSubmission"/>
    <xsd:enumeration value="BiosolidsPermitSubmission"/>
    <xsd:enumeration value="BiosolidsProgramReportSubmission"/>
    <xsd:enumeration value="CAFOAnnualReportSubmission"/>
    <xsd:enumeration value="CAFOPermitSubmission"/>
    <xsd:enumeration value="ComplianceMonitoringSubmission"/>
    <xsd:enumeration value="ComplianceMonitoringLinkageSubmission"/>
    <xsd:enumeration value="ComplianceScheduleSubmission"/>
    <xsd:enumeration value="CSOEventReportSubmission"/>
    <xsd:enumeration value="CSOPermitSubmission"/>-->
    <xsd:enumeration value="DischargeMonitoringReportSubmission"/>
    <!--xsd:enumeration value="DMRProgramReportLinkageSubmission"/>
    <xsd:enumeration value="DMRViolationSubmission"/>
    <xsd:enumeration value="EffluentTradePartnerSubmission"/>
    <xsd:enumeration value="EnforcementActionMilestoneSubmission"/>
    <xsd:enumeration value="EnforcementActionViolationLinkageSubmission"/>
    <xsd:enumeration value="FederalComplianceMonitoringSubmission"/>
    <xsd:enumeration value="FinalOrderViolationLinkageSubmission"/>
    <xsd:enumeration value="FormalEnforcementActionSubmission"/>
    <xsd:enumeration value="GeneralPermitSubmission"/>
    <xsd:enumeration value="HistoricalPermitScheduleEventsSubmission"/>
    <xsd:enumeration value="InformalEnforcementActionSubmission"/>
    <xsd:enumeration value="LimitSetSubmission"/>
    <xsd:enumeration value="LimitsSubmission"/>
    <xsd:enumeration value="LocalLimitsProgramReportSubmission"/>
    <xsd:enumeration value="MasterGeneralPermitSubmission"/>
    <xsd:enumeration value="NarrativeConditionScheduleSubmission"/>
    <xsd:enumeration value="ParameterLimitsSubmission"/>
    <xsd:enumeration value="PermitReissuanceSubmission"/>
    <xsd:enumeration value="PermittedFeatureSubmission"/>
    <xsd:enumeration value="PermitTerminationSubmission"/>
    <xsd:enumeration value="PermitTrackingEventSubmission"/>
    <xsd:enumeration value="PretreatmentPermitSubmission"/>
    <xsd:enumeration value="PretreatmentPerformanceSummarySubmission"/>
    <xsd:enumeration value="ScheduleEventViolationSubmission"/>
    <xsd:enumeration value="SingleEventViolationSubmission"/>
    <xsd:enumeration value="SSOAnnualReportSubmission"/>
    <xsd:enumeration value="SSOEventReportSubmission"/>
    <xsd:enumeration value="SSOMonthlyEventReportSubmission"/>
    <xsd:enumeration value="POTWPermitSubmission"/>
    <xsd:enumeration value="SWConstructionPermitSubmission"/>
    <xsd:enumeration value="SWEEventReportSubmission"/>
    <xsd:enumeration value="SWIndustrialPermitSubmission"/>
    <xsd:enumeration value="SWMS4LargePermitSubmission"/>
    <xsd:enumeration value="SWMS4ProgramReportSubmission"/>
    <xsd:enumeration value="SWMS4SmallPermitSubmission"/>
    <xsd:enumeration value="UnpermittedFacilitySubmission"/>-->
  </xsd:restriction>
</xsd:simpleType>

```

Figure 4-1. Excerpt of ICIS_v4.0a.xsd with Elements and Enumerations Commented Out to Generate Sample XML Instance Document of Discharge Monitoring Report Only.



This is not the recommended approach for generating templates because data provided through this method may not be in the correct

*format, tags may be missing and mandatory fields are not obvious.
Use the example XML templates provided in the ICIS-NPDES
Example XML Instance Document instead!*

4.5 VALIDATING XML FILES WITH ICIS-NPDES SCHEMA

State, tribe and EPA region batch generation software must validate the XML files they generate against the ICIS schema before submitting them to ICIS Batch through CDX. This is done using a COTS schema validation software package.

XML submission files must have a root element called “Document” that contains a namespace called “<http://www.exchangenetwork.net/schema/icis/5>” pointing to where the ICIS-NPDES Batch schema files reside. This namespace is used to point CDX to the correct version of ICIS-NPDES Batch schema for validation purposes during testing and in the ICIS-NPDES production environments. Submission XMLs with an incorrect or missing namespace will be rejected by CDX.

Section 4.4.1 lists various COTS schema validation software and instructions for validating the example XML files in this document or any XML file a state generates for ICIS during their DMR batch development using the Stylus Studio schema validation package are presented in section 4.4.2 below. Be sure to follow these steps in the order given.

4.5.1 Schema Validation Software

Web-Based XML Validators:

- CDX = <https://tools.epacdxnode.net/soapclient.html>
- XSV = <http://www.ltg.ed.ac.uk/~ht/xsv-status.html>

Free Standalone XML Validators:

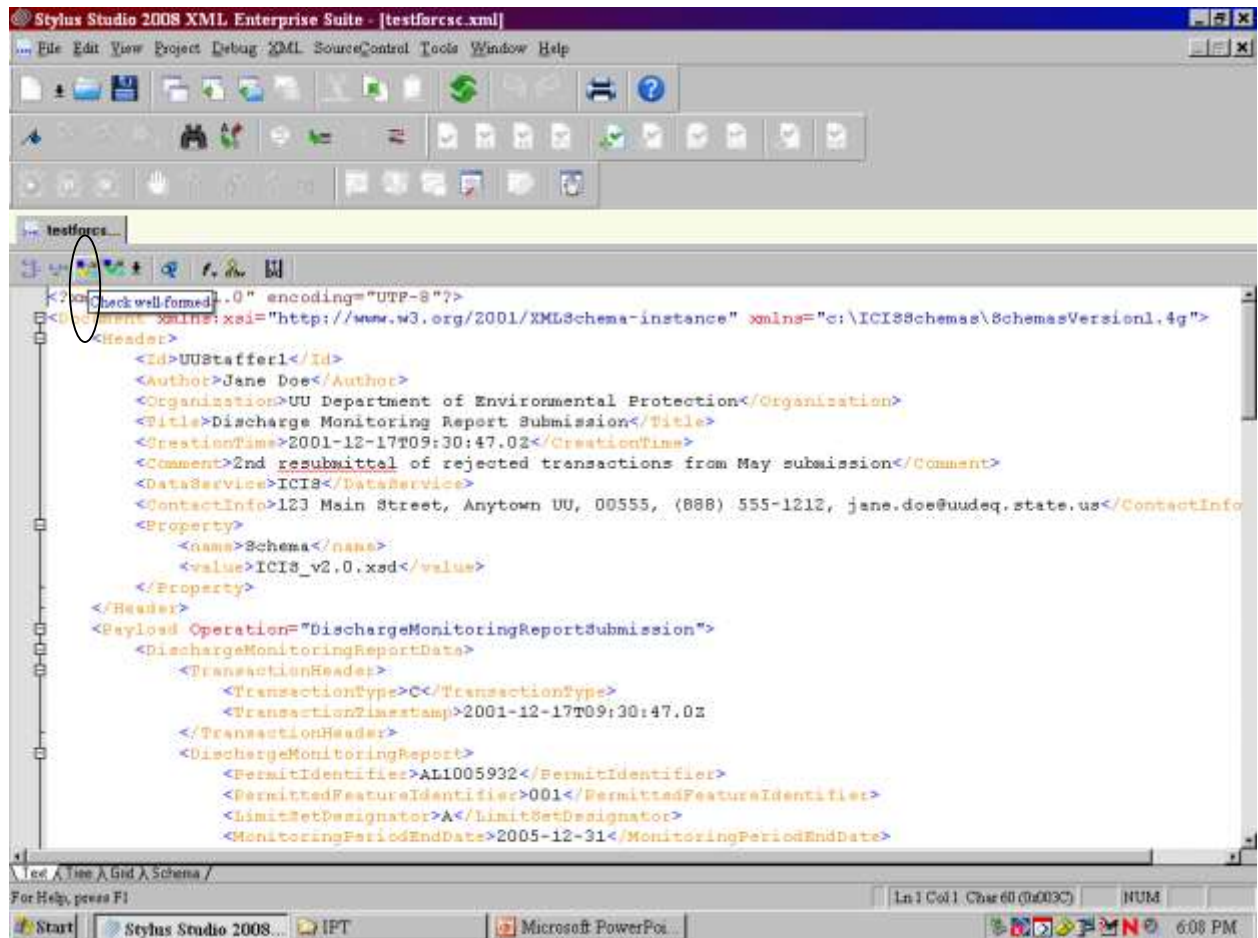
- XML Starlet = <http://xmlstar.sourceforge.net>
- Microsoft = <http://www.softlookup.com/display.asp?id=23260>

Trial XML Validators:

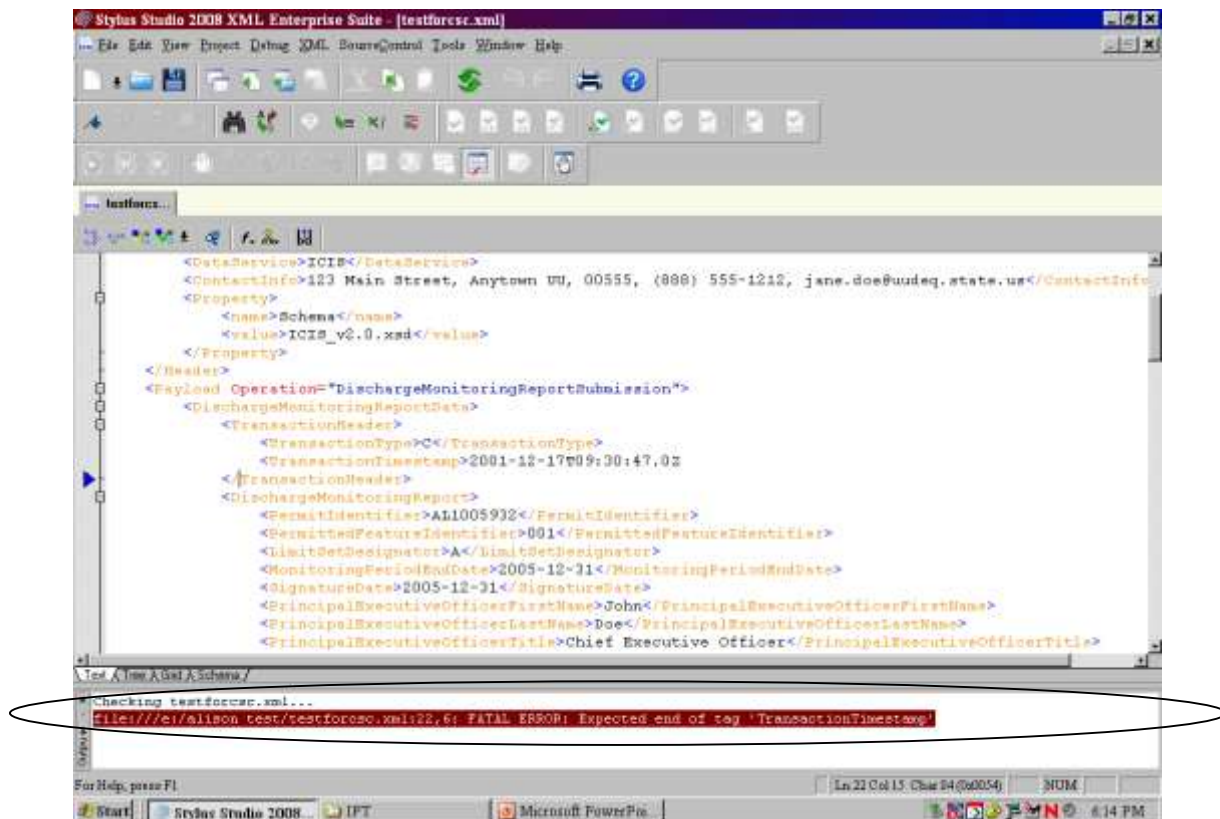
- XML Spy = http://www.altova.com/support_freexmlspyhome.asp
- <oXygen/> XML Editor = <http://www.oxygenxml.com/>
- Stylus Studio = http://www.stylusstudio.com/xml_download.html

4.5.2 Schema Validation with Stylus Studio

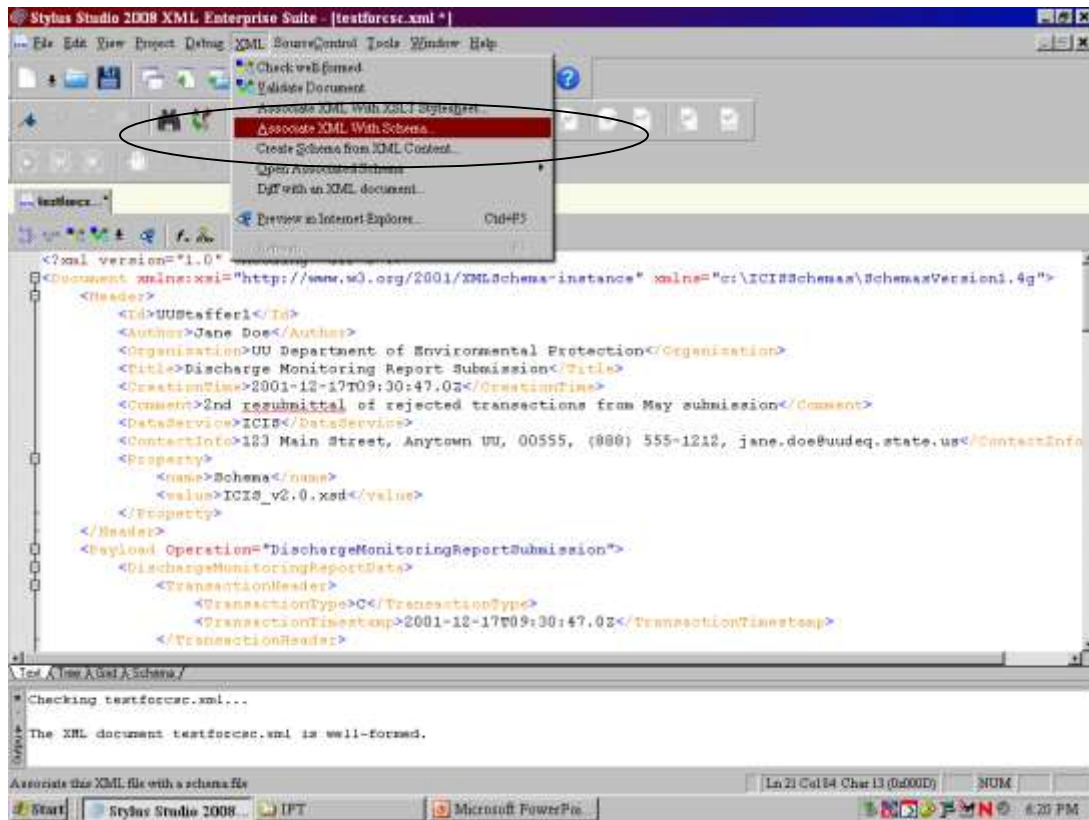
1. Start Stylus Studio.
2. Click on File/Open and double-click on the XML file to be validated.
3. Click on the “Check well-formed” icon in the small toolbar



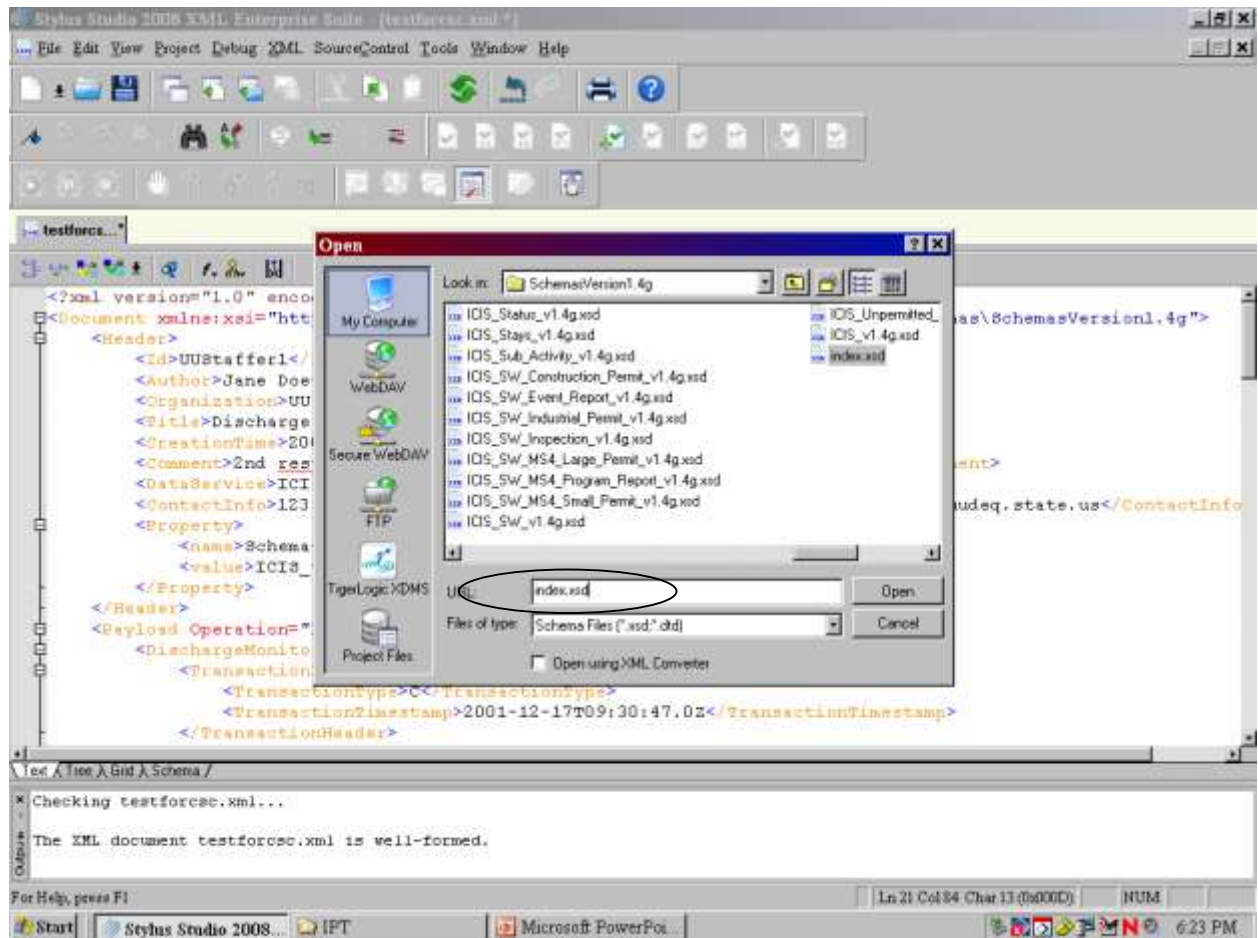
4. Check the results in the window at the bottom of the page.
5. If the window shows the XML document is “well-formed” your XML is ready for its “valid” check starting at Step 7.
6. If the window shows “FATAL ERROR” note the error at or above the cursor and fix it, then perform step 3 again until the window shows the XML is “well-formed”



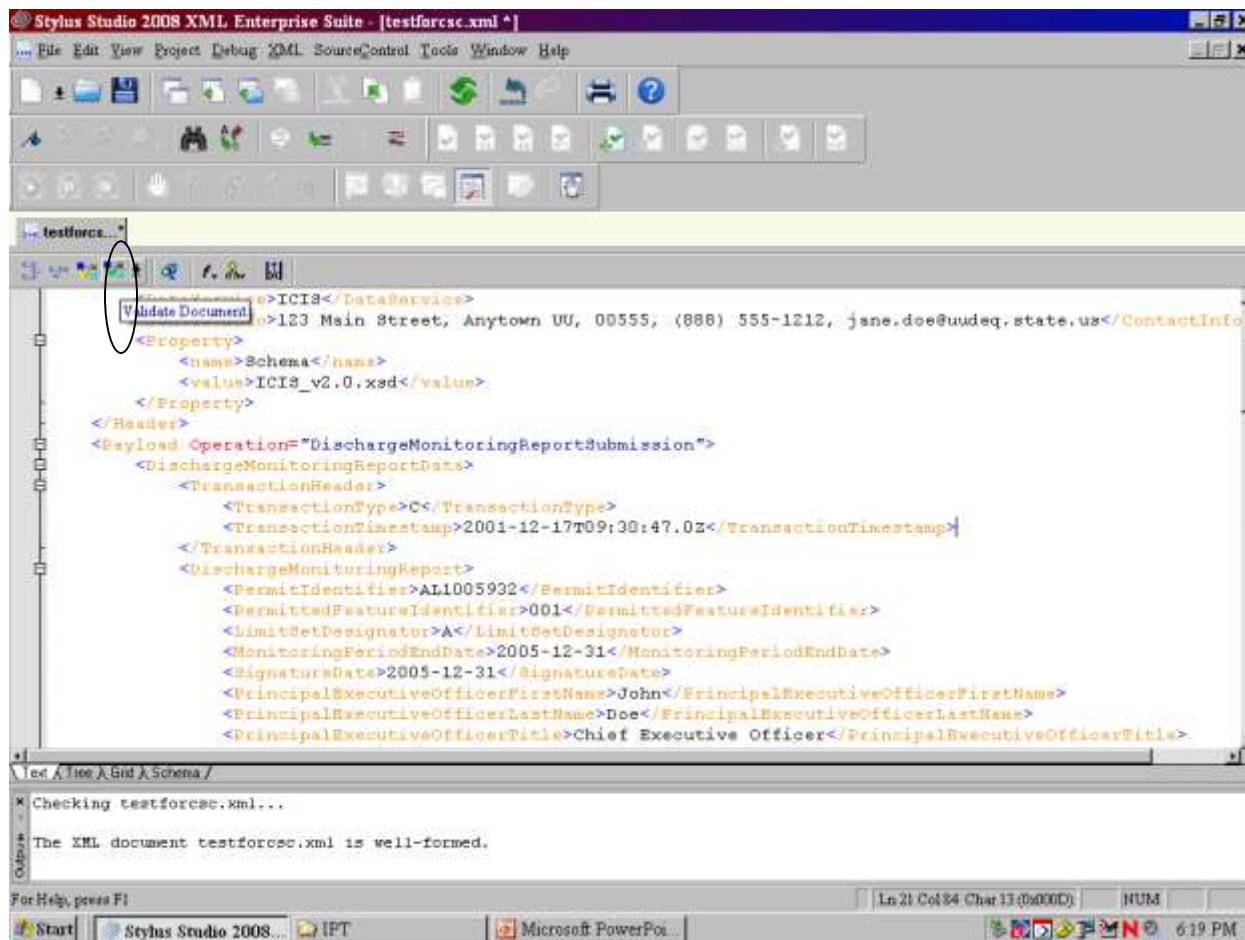
7. Click on "XML" then "Associate XML With Schema" on the main menu.



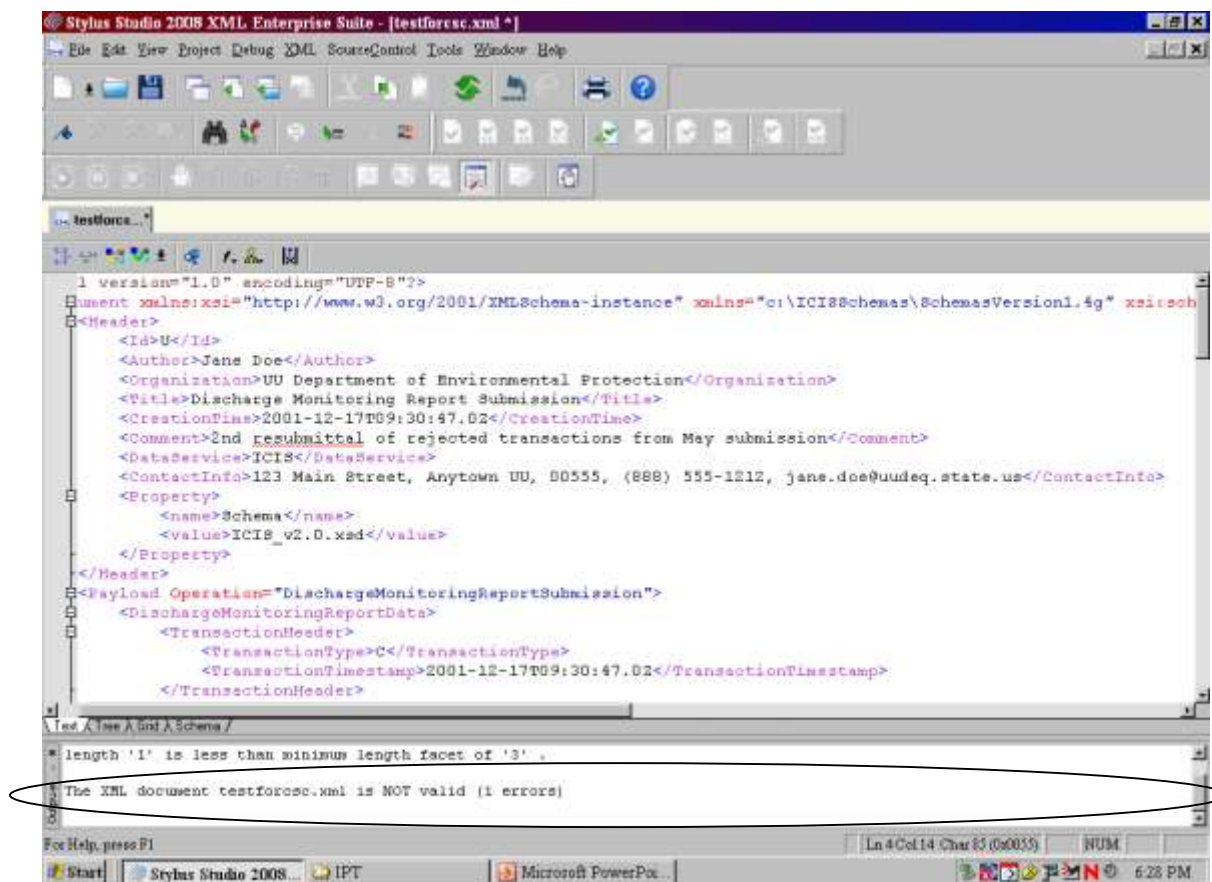
8. Double-click on “index.xsd” from the ICIS schema directory to select it



9. Click on the “Validate Document” icon in the small toolbar



10. Check the results in the window at the bottom of the page.
11. If the window shows the XML document is “valid” your XML is ready to submit to ICIS Batch.
12. If the window shows “NOT valid” double-click the error message and fix the error, then perform step 9 again until the window shows the XML is “valid”



If an error occurs during the “well-formed” check, use the corresponding template in the ICIS-NPDES XML Example Instance Document to find the tag showing up with the error and compare the tag order to find the missing start tag, missing end tag, or misspelled tag. If an error occurs during the “valid” check, refer to Section 9.2 for the listing of common errors, what caused them and how to fix them.

5 ESTABLISHING ACCESS TO CDX AND ICIS-NPDES

States, tribes and EPA regions can either electronically send their XML files to ICIS-NPDES Batch through CDX using a Full Node or upload their XML files using the CDX EN Services Center web site. Each ICIS-NPDES Batch submitter must have one NAAS ID and one ICIS ID. The Node on the Exchange Network they will be using must also have a NAAS ID that is mapped into the ICIS-NPDES Batch node.

5.1 ICIS-NPDES ACCESS

Contact your ICIS-NPDES Regional Administrator listed at <https://icis.zendesk.com/entries/43264316-ICIS-System-Contacts> .

5.2 CDX EN SERVICES CENTER ACCESS

Staff must request a new NAAS ID or map an existing NAAS ID into the ICIS-NPDES data flow of the CDX EN Services Center web site by sending a request to the Node Help Desk at nodehelpdesk@epacdx.net.



Contact the Node Help Desk if you encounter any problems or have questions using a NAAS ID or the CDX EN Services Center web site!

5.3 ESTABLISHING AND CONFIGURING A NODE ON THE EXCHANGE NETWORK

If a state, tribe or region's Node is submitting to ICIS-NPDES Batch for the first time, that Node's Administrator must contact the CDX Help Desk for assistance with mapping its existing CDX Node ID into the ICIS Batch Node.



States, tribes or EPA regions wanting to use their Node on the Exchange Network to transfer data to ICIS should have their Node Administrator talk to the Node Help Desk for details on how to configure it properly!

Figure 5-1 illustrates how a State can set up an existing full node on the Exchange Network to flow data to ICIS-NPDES Batch.

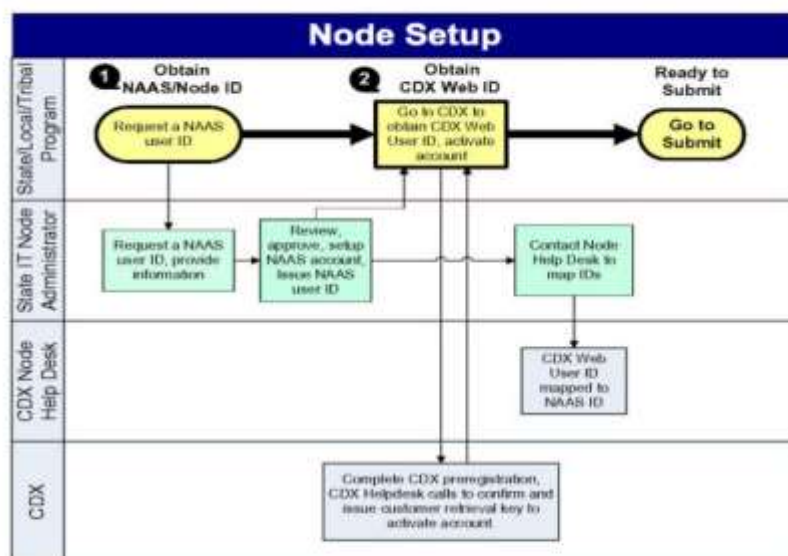


Figure 5-1. Setting up a Full Node on the Exchange Network.

All Nodes on the Exchange Network must be configured with a specific data flow name and an endpoint using a URL that matches the version of their node. As of the date of this publication, the endpoints for State Nodes to use for submitting data to ICIS-NPDES are:

Test Environment:

- Data Flow Name = ICIS-NPDES
- Endpoint URL (Node 2.1 Test) = <https://testngn.epacdxnode.net/ngn-enws20/services/NetworkNode2ServiceConditionalMTOM>

Production Environment:

- Data Flow Name = ICIS-NPDES
- Endpoint URL (Node 2.1 Production) = <https://cdxnodengn.epa.gov/ngn-enws20/services/NetworkNode2ServiceConditionalMTOM>

If these endpoints are not working, the newest endpoints can be found at <http://www.exchangenetwork.net/epa-node-endpoints/> under the “ICIS-NPDES” heading.

Any State or Tribe that needs help establishing a full node on the Exchange Network and the Data Flow Name for ICIS-NPDES should contact the Node Help Desk for assistance.

6 SUBMITTING FILES TO ICIS-NPDES BATCH

6.1 SUBMITTING ICIS-NPDES BATCH FILES MANUALLY THROUGH THE CDX EXCHANGE NETWORK SERVICES CENTER

After a submitter has manually uploaded a file using the CDX Exchange Network Services Center, CDX will determine if it is a zip compressed file containing one or more XML instance documents, extract the zipped file, perform virus scans on the extracted file(s), then check them against the ICIS-NPDES schema for well-formedness and validity before routing them to ICIS-NPDES Batch. If one or more XML instance documents within the same zipped file fails the virus scan or schema validation, none of the XML instance documents will not be sent to ICIS-NPDES Batch but will be rejected by CDX with up to 100 errors documented for each failed XML instance document in a downloadable file called "submission-metadata.xml".

The ICIS-NPDES Batch Node retrieves all incoming XML instance documents from CDX during the day. Starting at 8:00 p.m. Eastern, the ICIS-NPDES Batch parser begins to process these files in the order received. The ICIS-NPDES parser logs any errors keeping data from being saved into ICIS that occur during processing. Upon completion, ICIS-NPDES stores the results, then generates a PDF of the results for hybrid batch submitters or an XML file or results for full batch users, before notifying CDX that processing of a submission file has been completed. CDX stores the status and sends the results from ICIS when a submitter issues a status and download request. The hours ICIS-NPDES processes incoming submissions in Eastern Time Zone are:

- Mon. - Fri.: 7 am-8:30 pm, 12:00 am-3:45 pm
- Sat.: 11 am-8:30 pm, 12:00 am-3:45 pm
- Sun.: 8 am-8:30 pm, 12:00 am-3:45 pm

Submitters run the risk of having their files process out of order if more than one XML file is submitted before the other on the same day.

For example, State "A" compiles all of the data entry changes for their system twice a day and sends changes from the morning at Noon and changes from the afternoon at 6 pm. If the Noon submission contains a new zip code for Facility "B" but ICIS-NPDES rejects the XML because it contains an invalid ICIS ID. If a 6 pm submission contains a valid ICIS ID with a correction to the zip code to Facility "B" and ICIS-NPDES is able to process the submission, ICIS-NPDES will save this most recent zip code. The next day, the Node Administrator resubmitted the previous morning's submission with a valid ICIS ID then ICIS-NPDES will process it and overwrite the most recent zip code with the older incorrect zip code.

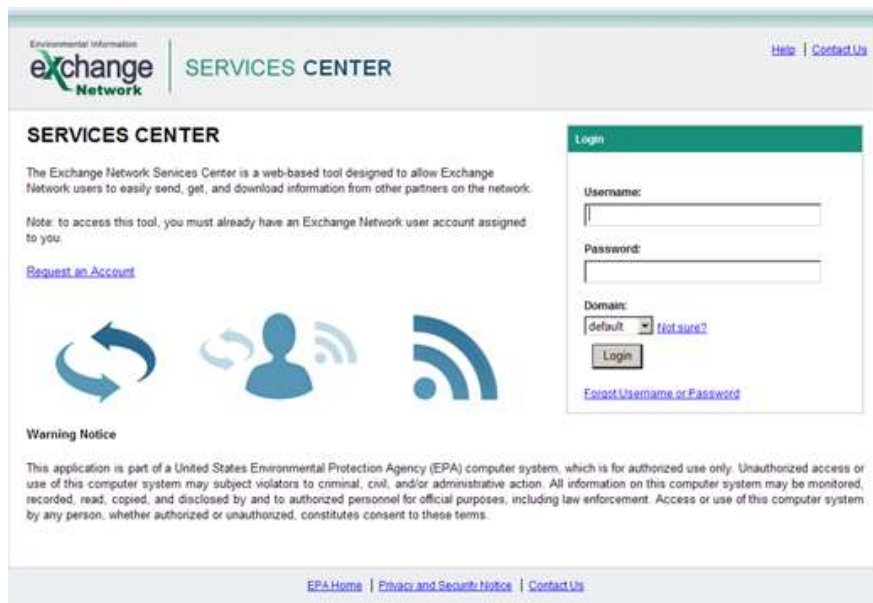
To avoid having later edits overwrite earlier edits, or have edits get rejected because their adds were rejected, users should wait until receiving notification from CDX that all outstanding batches have been processed and any rejections should be corrected before submitting the next new batch.



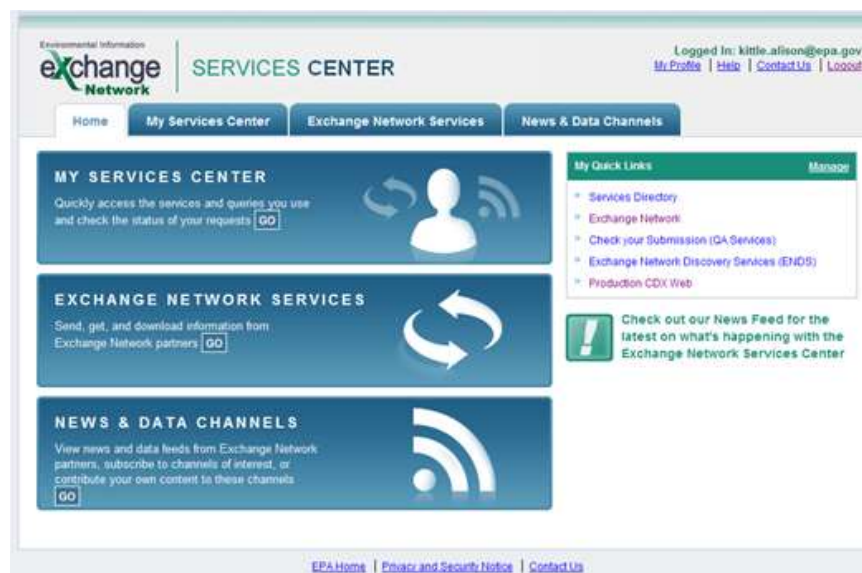
Submitters should identify and correct any submissions that are rejected by CDX or ICIS-NPDES Batch and resubmit the corrections before submitting any new files to ICIS-NPDES Batch!

The steps for submitting using the CDX Exchange Network Services Center are:

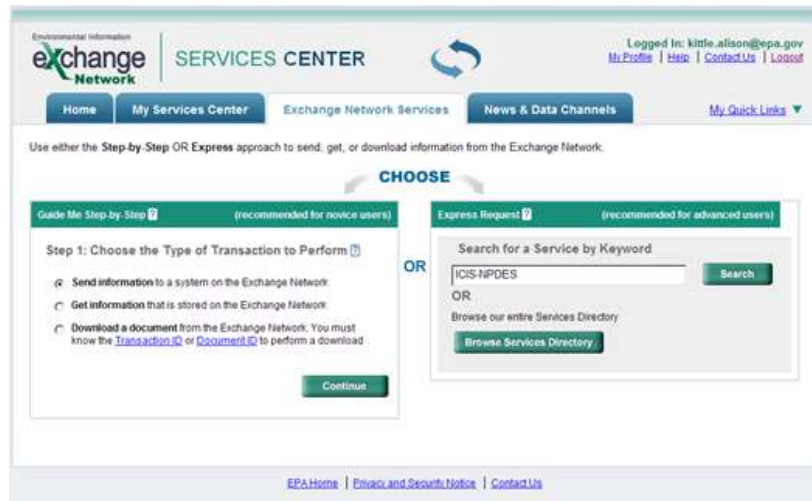
- Open a web browser. To perform submissions in the CDX Test environment, navigate to the CDX Login Screen at <https://enservicestest.epacdxnode.net/login.aspx> or to perform submissions in the CDX Production environment, navigate to the CDX Login Screen at <https://enservices.epa.gov/Login.aspx> then enter your NAAS account and CDX password, then click on the **Login** button:

The screenshot shows the "SERVICES CENTER" login page. At the top, there's a header with the "exchange Network" logo and "SERVICES CENTER" text. Below the header, a description of the Services Center is provided. A "Login" box on the right contains fields for "Username:", "Password:", and "Domain:" (with a dropdown menu set to "default" and a "Not sure?" link). A "Login" button is at the bottom of the box, along with a "Forgot Username or Password" link. Below the login box, there are three icons: a circular arrow, a person with a signal wave, and a Wi-Fi symbol. A "Warning Notice" is at the bottom, stating that the application is part of a U.S. EPA computer system and is for authorized use only. The footer includes links for "EPA Home", "Privacy and Security Notice", and "Contact Us".

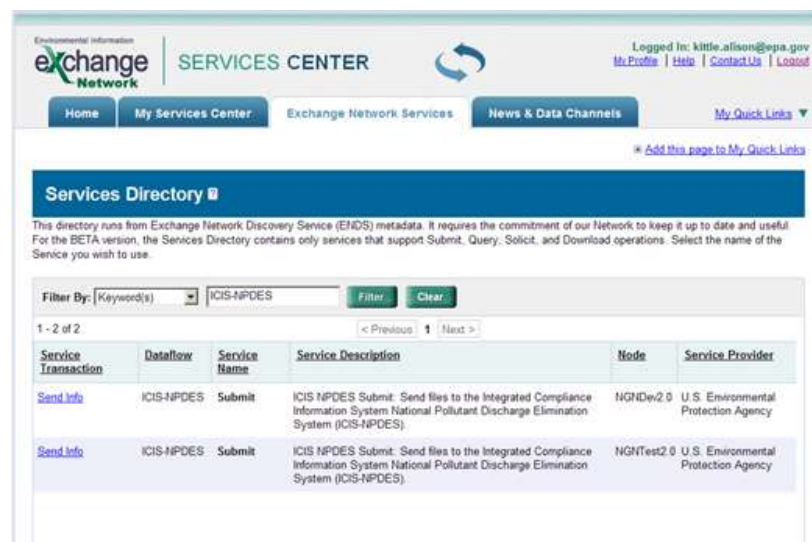
- If you are able to successfully log in, the Home page will be displayed. Click on the Exchange Network tab:

The screenshot shows the "SERVICES CENTER" home page after a successful login. The top header shows the user is logged in as "kittle.alison@epa.gov" with links for "My Profile", "Help", "Contact Us", and "Logout". Below the header is a navigation bar with tabs: "Home", "My Services Center", "Exchange Network Services", and "News & Data Channels". The main content area is divided into three sections: "MY SERVICES CENTER" (with a "GO" button), "EXCHANGE NETWORK SERVICES" (with a "GO" button), and "NEWS & DATA CHANNELS" (with a "GO" button). On the right, there's a "My Quick Links" section with links to "Services Directory", "Exchange Network", "Check your Submission (GA Services)", "Exchange Network Discovery Services (ENDS)", and "Production CDX Web". Below this is a "Check out our News Feed" section. The footer includes links for "EPA Home", "Privacy and Security Notice", and "Contact Us".

- Enter **ICIS-NPDES** in the Express Request box and click on the **Search** button:

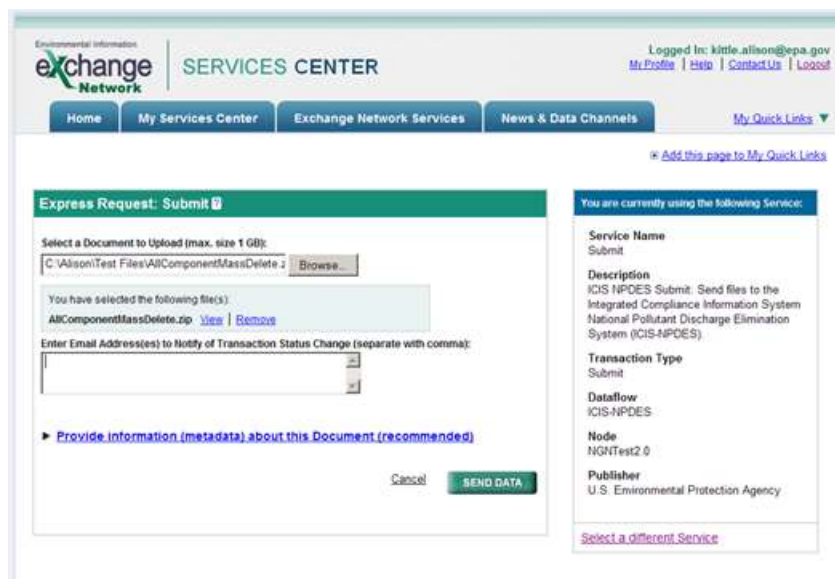


- Click on the “Send Info” hyperlink of the NGNDev2.0 Node to submit files to the ICIS Stage environment, or click on the “Send Info” hyperlink of the NGNTest2.0 Node to submit files to the ICIS Batch Test environment:



| Service Transaction | Dataflow | Service Name | Service Description | Node | Service Provider |
|---------------------------|------------|--------------|---|------------|--------------------------------------|
| Send Info | ICIS-NPDES | Submit | ICIS NPDES Submit: Send files to the Integrated Compliance Information System National Pollutant Discharge Elimination System (ICIS-NPDES). | NGNDev2.0 | U.S. Environmental Protection Agency |
| Send Info | ICIS-NPDES | Submit | ICIS NPDES Submit: Send files to the Integrated Compliance Information System National Pollutant Discharge Elimination System (ICIS-NPDES). | NGNTest2.0 | U.S. Environmental Protection Agency |

- Click on the Browse button to search for and select the zipped XML file(s) to submit, then click on the **Send Data** button:



Express Request: Submit

Select a Document to Upload (max. size 1 GB):

C:\AllisonTest Files\AllComponentMassDelete.zip [Browse...](#)

You have selected the following file(s):

AllComponentMassDelete.zip [View](#) [Remove](#)

Enter Email Address(es) to Notify of Transaction Status Change (separate with comma):

[Provide information \(metadata\) about this Document \(recommended\)](#)

[Cancel](#) [SEND DATA](#)

You are currently using the following Service:

Service Name
Submit

Description
ICIS NPDES Submit. Send files to the Integrated Compliance Information System National Pollutant Discharge Elimination System (ICIS-NPDES)

Transaction Type
Submit

Dataflow
ICIS-NPDES

Node
NGNTest2

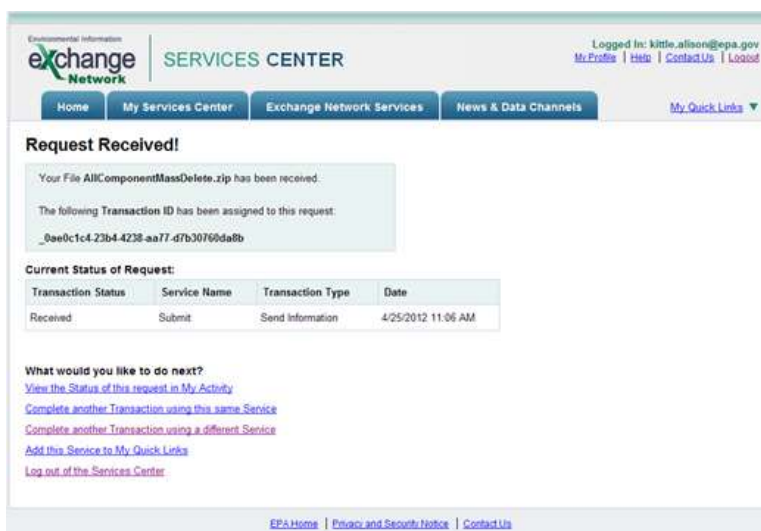
Publisher
U.S. Environmental Protection Agency

[Select a different Service](#)

- The CDX Web Form will display the Request Received page when a submission is accepted. **Write down the**

- ✓ **Date**
- ✓ **Time and**
- ✓ **Transaction ID**

on this screen to use for tracking your submission, then click on the “View the Status of this request in My Activity” hyperlink at nearthe bottom of the screen:



Request Received!

Your File AllComponentMassDelete.zip has been received.

The following Transaction ID has been assigned to this request:

_0ae0c1c4.23b4.4238-aa77-d7b30769da8b

Current Status of Request:

| Transaction Status | Service Name | Transaction Type | Date |
|--------------------|--------------|------------------|--------------------|
| Received | Submit | Send Information | 4/25/2012 11:06 AM |

What would you like to do next?

[View the Status of this request in My Activity](#)

[Complete another Transaction using this same Service](#)

[Complete another Transaction using a different Service](#)

[Add this Service to My Quick Links](#)

[Log out of the Services Center](#)

[EPA Home](#) | [Privacy and Security Notice](#) | [Contact Us](#)

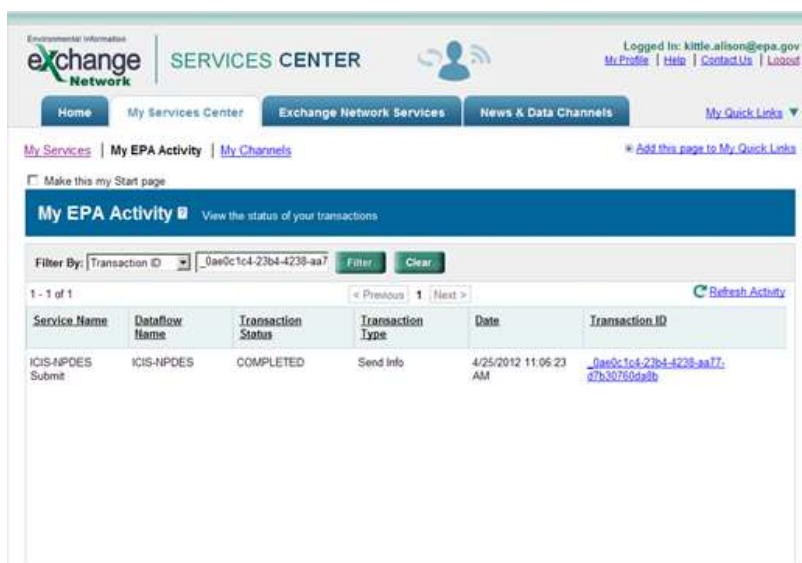
- The Transaction History screen will be displayed and the Transaction ID from the Confirmation Screen will be listed on this screen under the “Transaction ID” column.



Write down the **Node Transaction ID** so you can use it to retrieve your ICIS Batch Audit Reports and give it to ICIS User Support when reporting errors or problems!



If your file is not listed on the Transaction History screen, click on the **Refresh History** button!



Environmental Information | **exchange Network** | **SERVICES CENTER** | Logged In: kittle.alison@epa.gov | My Profile | Help | Contact Us | Logout

Home | My Services Center | Exchange Network Services | News & Data Channels | My Quick Links

My Services | My EPA Activity | My Channels | Add this page to My Quick Links

Make this my Start page

My EPA Activity View the status of your transactions

Filter By: Transaction ID | 0ae0c1c4-23b4-4238-aa77 | Filter | Clear

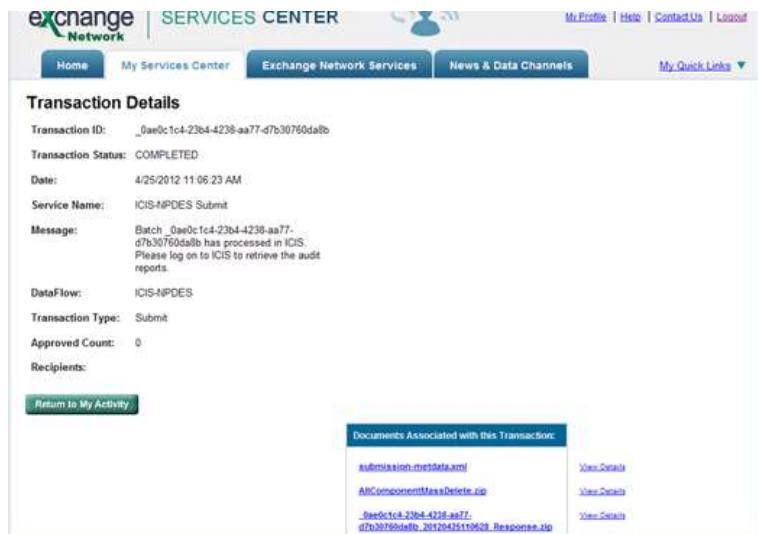
1 - 1 of 1 | Previous | 1 | Next | Refresh Activity

| Service Name | Dataflow Name | Transaction Status | Transaction Type | Date | Transaction ID |
|-------------------|---------------|--------------------|------------------|-----------------------|--------------------------------------|
| ICIS-NPDES Submit | ICIS-NPDES | COMPLETED | Send Info | 4/25/2012 11:06:23 AM | 0ae0c1c4-23b4-4238-aa77-27b30760d93b |

- Check the **Status** column for the status of your Transaction ID and do the action appropriate for the status:

| Status | Cause | Action to Perform |
|-----------------|--|---|
| Received | CDX received the file and is running it through validation checks. | Click on the Search button periodically until one of the other Statuses is shown. |
| Pending | CDX ran the file through validation checks successfully and passed the file to ICIS Batch for processing | Log off the CDX Web form and wait until after 6 a.m. the following morning to log back in and check the status for this Transaction ID |
| Failed | CDX ran the file through validation checks unsuccessfully and errors need to be fixed. | Click on the plus sign next to the Transaction ID to display downloadable files, download "submission-metadata.xml" by double-clicking on it, then use the error messages to fix XML schema validation errors and resubmit. |

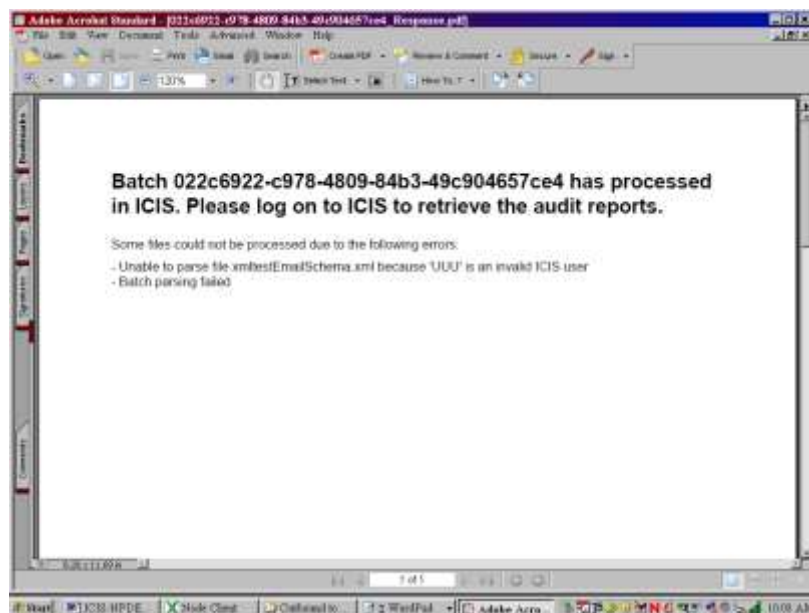
| | | |
|------------------|--|---|
| Completed | ICIS finished processing the file. There may or may not be errors. | Click on the plus sign next to the Transaction ID to display downloadable files and download “<nodetransaction_id._response.pdf” by double-clicking on it, then Hybrid Batch states will need to log into ICIS and run Batch Audit Reports using your Transaction ID and submission date for report criteria. |
|------------------|--|---|



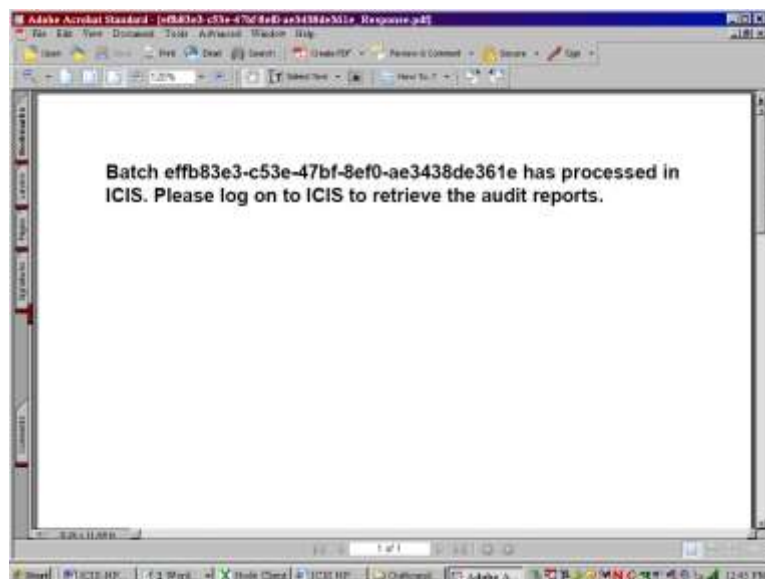
6.1.1 Viewing Results For Hybrid Batch States

If the status of your transaction is “Completed”, click on the plus sign to the left of the desired ServiceTransactionID to view files containing results. One of the results files is a PDF containing a notification that you must log into ICIS and generate your results using Business Objects. Click on <nodetransactionID_response.pdf” file to view this PDF of results:

- a. If the bottom part of the message says “Some files could not be processed due to the following errors” as shown in the screen below, ICIS could not process the file. Contact ICIS User Support for help.



- b. If the PDF only contains the message below, log into the ICIS-NPDES system to view the results using the Batch Audit Reports.



- If the status of your transaction is “Failed”, click on the **submission-metadata.xml** file to view up to 100 errors that CDX found while trying to send your file to ICIS and do one of the following:
- c. If the `<result>` tag has a message that starts with “**Congratulations ...**” the file passed schema validation but could not be sent to ICIS for an unknown reason. Contact the CDX Help Desk for help.

```
<?xml version="1.0" encoding="UTF-8"?>
<submission>
  <file>
    <name>xmltestschemaEmail.xml</name>
    <email>kittle.alison@epa.gov</email>
    <status>Valid</status>
    <result>Congratulations! The document,\\cdxprepnetapp1\\QA_Temp\\2668e6db-36f1-4ed4-859c-
0f097c3e47ef0.unzipped\\txg330035change.xml, is valid according to the schema.</result>
  </file>
</submission>
```

- d. If the *<result>* tag message is similar to one or more of the schema validation errors listed in Section 9.2, find and fix the error(s) in your XML file and resubmit the file. Contact ICIS User Support if you need help with stubborn schema validation errors.

```
<?xml version="1.0" encoding="UTF-8"?>
<submission>
  <file>
    <name>xmltestschemaEmail.xml</name>
    <email>kittle.alison@epa.gov</email>
    <status>Valid</status>
    <result> The document,\\cdxprepnetapp1\\QA_Temp\\e1a14bae-fcd8-41d1-87a6-3eec4cee65cf0, contains the
following error(s): Error at line 4 column 40 : The 'c:\\ICISSchemas\\SchemasVersion2.0:Id' element is invalid - The
value 'UUS staffer1123456789012345678901' is invalid according to its datatype
'c:\\ICISSchemas\\SchemasVersion2.0:StringMin3Max30Type' - The actual length is greater than the MaxLength
value.</result>
  </file>
</submission>
```

- e. If the *<result>* tag has a message that is similar to one or more of the SOAP validation errors listed in Section 9.4 an error other than schema validation occurred. Contact ICIS User Support for help.

```
<?xml version="1.0" encoding="UTF-8"?>
<submission>
  <file>
    <name>xmltestschemaEmail.xml</name>
    <email>kittle.alison@epa.gov</email>
    <status>Valid</status>
    <result description>Unable to authenticate user.</result>

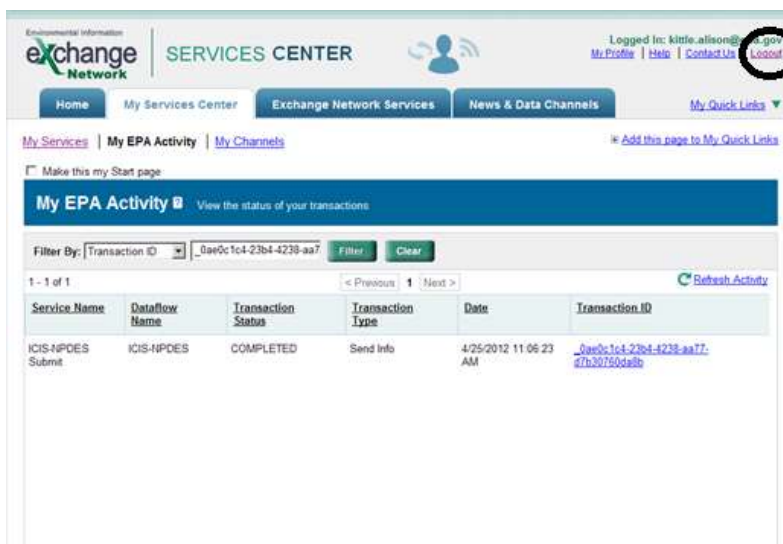
  </file>
</submission>
```



Refer to Section 9 of this document for a comprehensive list of XML schema validation errors, what caused them and how to fix them.

Contact ICIS User Support if you need assistance with interpreting the contents of “submission-metadata.xml”!

- To exit the CDX EN Services Center Web Form, click on the Logout hyperlink on the upper right corner of the screen:



Environmental Information
exchange Network | SERVICES CENTER

Logged In: kittle.alison@epa.gov
My Profile | Help | Contact Us | **Logout**

Home | My Services Center | Exchange Network Services | News & Data Channels | My Quick Links

My Services | My EPA Activity | My Channels | Add this page to My Quick Links

Make this my Start page

My EPA Activity View the status of your transactions

Filter By: Transaction ID | _0ae0c1c4-23b4-4238-aa7 | Filter | Clear

1 - 1 of 1 | < Previous | 1 | Next > | Refresh Activity

| Service Name | Dataflow Name | Transaction Status | Transaction Type | Date | Transaction ID |
|-------------------|---------------|--------------------|------------------|-----------------------|---|
| ICIS-NPDES Submit | ICIS-NPDES | COMPLETED | Send Info | 4/25/2012 11:06:23 AM | _0ae0c1c4-23b4-4238-aa77-d7b30750da1b |



Contact the CDX Help Desk if you encounter any problems or have questions logging into the CDX en Services Center Web Form or navigating the screens. Contact ICIS User Support for assistance with interpreting submission-metadata.xml or the PDF file.

6.1.2 Viewing Results for Full Batch States

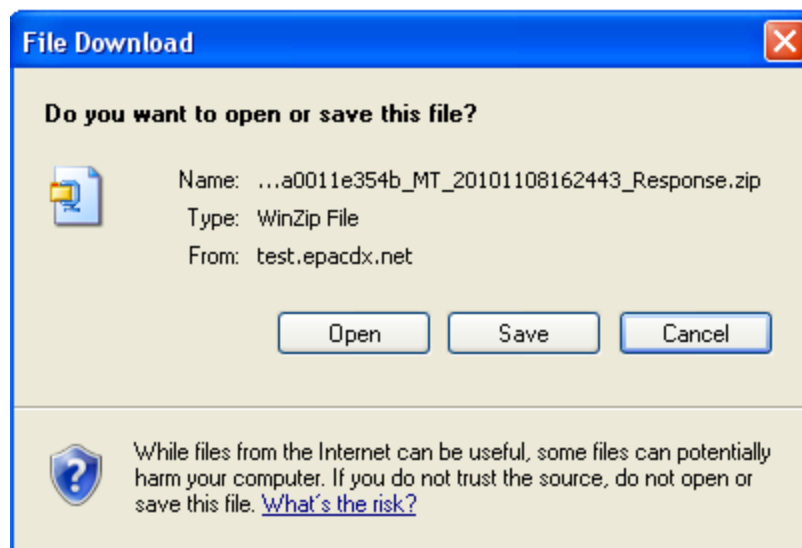


All XML files in your zipped submission file must contain a Property tag for the FullBatch name/value pair in order to get results in XML format!

If the status of your transaction is “Completed” and you used the CDX EN Services Center to submit data, you will see a box at the bottom of the page with hyperlinks for “submissions-metadata.xml”, the name of the zipped file you uploaded, and a zipped file that begins with the Transaction ID listed in the upper left area of the Transaction Details page. If your submission file contained the FullBatch name/value pair in the Property tag you will be able to download your results in PDF and XML format. Otherwise, refer to the section above for retrieving your results. See Section 7.2 for details on the FullBatch name/value pair.



- a. Click on "<nodetransactionID_response.zip" file to open a dialog window that will allow you to open or download a zipped file containing XML files of accepted, rejected and summary transaction data and a PDF file of accepted, rejected and summary transaction reports in their own tabs:



- b. Click on Open to view the contents of the zipped file, or click on Save to Save the zipped file. If all the XML files within your XML submission were able to be processed by ICIS there will be four files listed within the zipped file as shown below:

| Name | Type | Modified | Size | Ratio | Packed | Path |
|---|------------------------|-------------------|--------|-------|--------|------|
| c_5e2dfb3-ac90-4396-80b2-0a0403450448_MT_20101101151623_Accepted_Response.xml | XML Document | 11/8/2010 3:16 PM | 1,662 | 77% | 397 | ... |
| c_5e2dfb3-ac90-4396-80b2-0a0403450448_MT_20101101151623_Rejected_Response.xml | XML Document | 11/8/2010 3:16 PM | 355 | 30% | 222 | ... |
| c_5e2dfb3-ac90-4396-80b2-0a0403450448_MT_20101101151623_Summary_Response.xml | XML Document | 11/8/2010 3:16 PM | 1,338 | 69% | 412 | ... |
| c_5e2dfb3-ac90-4396-80b2-0a0403450448_MT_20101101151623_Response.pdf | Adobe Acrobat Document | 11/8/2010 3:16 PM | 95,239 | 3% | 95,739 | ... |

- c. If one or more of the XML files within your submission was unable to be processed by ICIS due to an invalid ICIS ID or another reason, there will be six files listed within the zipped file as shown below. The files named “<nodetransactionID_File_Error_Response.pdf>” and “<nodetransactionID_File_Error_Response.xml>” contain information on the file that could not be processed with the reason.

| Name | Type | Modified | Size | Ratio | Packed | Path |
|---|------------------------|-------------------|--------|-------|--------|------|
| f515cf87-6ccc-4c2e-b16c-b2a327944453_20101101145743_Accepted_Response.xml | XML Document | 11/8/2010 2:57 PM | 355 | 30% | 222 | ... |
| f515cf87-6ccc-4c2e-b16c-b2a327944453_20101101145743_Rejected_Response.xml | XML Document | 11/8/2010 2:57 PM | 355 | 30% | 222 | ... |
| f515cf87-6ccc-4c2e-b16c-b2a327944453_20101101145743_Summary_Response.xml | XML Document | 11/8/2010 2:57 PM | 355 | 30% | 222 | ... |
| f515cf87-6ccc-4c2e-b16c-b2a327944453_Response.pdf | Adobe Acrobat Document | 11/8/2010 2:57 PM | 42,079 | 10% | 37,903 | ... |
| f515cf87-6ccc-4c2e-b16c-b2a327944453_File_Error_Response.pdf | Adobe Acrobat Document | 11/8/2010 2:57 PM | 5,143 | 23% | 4,068 | ... |
| f515cf87-6ccc-4c2e-b16c-b2a327944453_File_Error_Response.xml | XML Document | 11/8/2010 2:57 PM | 917 | 59% | 376 | ... |

- d. If the status of your transaction is “Failed”, click on the **submission-metadata.xml** hyperlink on the Transaction Details page to view up to 100 errors that CDX found while trying to send your file to ICIS and do one of the following:
- e. If the `<result>` tag has a message that starts with “**Congratulations ...**” the file passed schema validation but could not be sent to ICIS for an unknown reason. Contact the CDX Help Desk for help.

```
<?xml version="1.0" encoding="UTF-8"?>
<submission>
  <file>
    <name>xmltestschemaEmail.xml</name>
    <email>kittle.alison@epa.gov</email>
    <status>Valid</status>
    <result>Congratulations! The document,\\cdxprepnetapp1\\QA_Temp\\2668e6db-36f1-4ed4-859c-0f097c3e47ef0.unzipped\\txg330035change.xml, is valid according to the schema.</result>
  </file>
</submission>
```

- f. If the `<result>` tag message is similar to one or more of the schema validation errors listed in Section 9.2, find and fix the error(s) in your XML file and resubmit the file. Contact ICIS User Support if you need help with stubborn schema validation errors.

```
<?xml version="1.0" encoding="UTF-8"?>
<submission>
  <file>
    <name>xmltestschemaEmail.xml</name>
    <email>kittle.alison@epa.gov</email>
    <status>Valid</status>
    <result> The document,\\cdxprepnetapp1\\QA_Temp\\e1a14bae-fcd8-41d1-87a6-3eec4cee65cf0, contains the
    following error(s): Error at line 4 column 40 : The 'c:\\ICISSchemas\\SchemasVersion2.0:Id' element is invalid - The
    value 'UUStaffer1123456789012345678901' is invalid according to its datatype
    'c:\\ICISSchemas\\SchemasVersion2.0:StringMin3Max30Type' - The actual length is greater than the MaxLength
    value.</result>
  </file>
</submission>
```

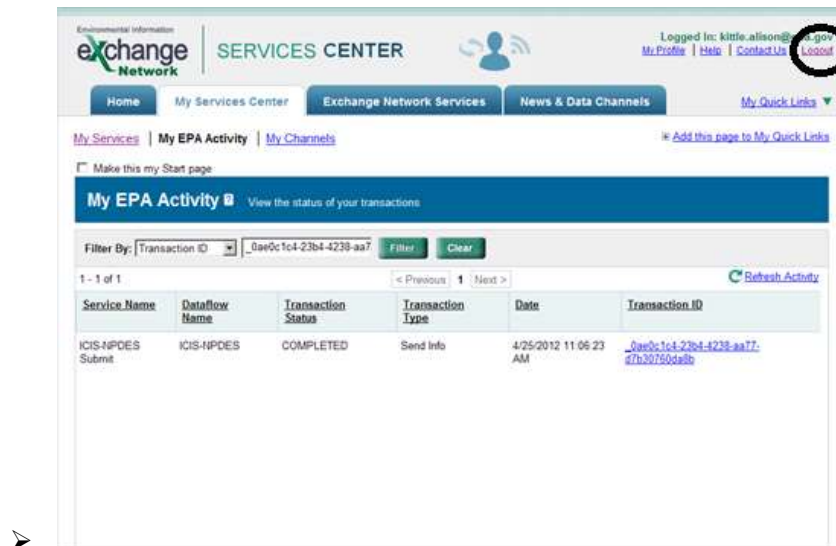
- g. If the *<result>* tag has a message that is similar to one or more of the SOAP validation errors listed in Section 9.4 an error other than schema validation occurred. Contact ICIS User Support for help.

```
<?xml version="1.0" encoding="UTF-8"?>
<submission>
  <file>
    <name>xmltestschemaEmail.xml</name>
    <email>kittle.alison@epa.gov</email>
    <status>Valid</status>
    <result description>Unable to authenticate user.</result>
  </file>
</submission>
```



Refer to Section 9 of this document for a comprehensive list of XML schema validation errors, what caused them and how to fix them. Contact ICIS User Support if you need assistance with interpreting the contents of "submission-metadata.xml"!

- To exit the CDX EN Services Center Web Form, click on the Logout hyperlink on the upper right corner of the screen:



Contact the Node Help Desk if you encounter any problems or have questions logging into the CDX EN Services Center or navigating the screens. Contact ICIS User Support for assistance with interpreting submission-metadata.xml or the PDF file.



States, tribes or EPA regions using a Node Client for their data submissions should consider using the CDX EN Services Center form instead of the Node Client for ICIS-NPDES Batch submissions!

6.2 SUBMITTING ICIS-NPDES BATCH FILES ELECTRONICALLY THROUGH A NODE ON THE EXCHANGE NETWORK



States, tribes or EPA regions wanting to use their Node on the Exchange Network to transfer data to ICIS should have their Node Administrator talk to the Node Help Desk for details on how to configure it properly!

Figure 6-1 illustrates the typical scenario for a state, tribe or EPA region submitting files to ICIS-NPDES Batch through their full node.

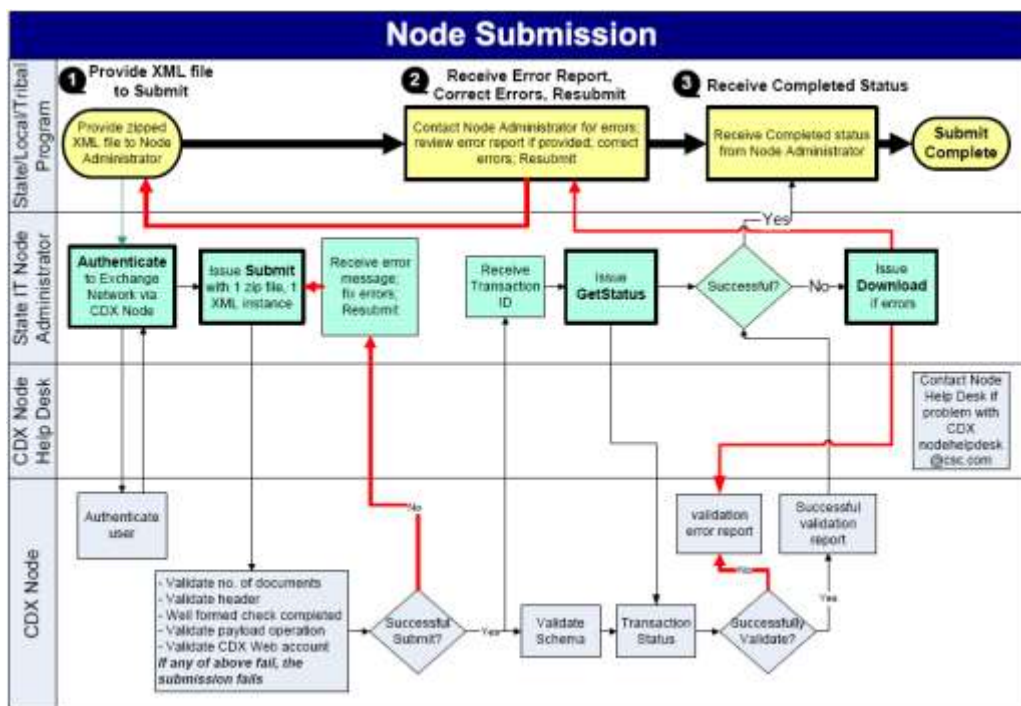


Figure 6-1. The Standard Flow of Data through CDX Using a Full Node.

CDX will immediately reject a submission file infected with virus, in an incorrect format or unzipped and return a SOAP error message to the submitting node. CDX will validate accepted file uploads against the ICIS-NPDES schema before forwarding them to the ICIS-NPDES system. If schema validation errors are found in one or more XML submission files within the same zipped file, all XML submission files for that zipped file will be rejected, and CDX will set the status of the submission to “Failed” then report up to 100 schema validation errors for each XML submission files that failed in a SOAP message back to the submitting node.

If no schema validation errors are found, CDX forwards the submission file to ICIS-NPDES Batch. ICIS-NPDES Batch will extract data from the file and process it, then return a status of “Completed” to CDX when finished and return either a PDF file or a zipped file of results to CDX if the submitter was a hybrid batch user. See Section 7.2 for details on retrieving the zipped file of results in XML format.

The submitting node will query CDX for the status of a submission until CDX returns a status of “Completed” or “Failed”. If the status is “Failed”, the submitting node downloads a file called “submission-metadata.xml” from CDX to view the errors. If the status is “Completed” the submitting node either downloads a file containing errors called “<cdxtransactionID>_Response.zip” or a file reporting on the results called “<cdxtransactionID>_Response.pdf (where <cdxtransactionID> is the same string as the External Transaction ID assigned to the submission by CDX). Hybrid submitters will view their errors by logging into the ICIS-NPDES system and generating Batch Audit Reports.

Security tokens issued by CDX during authentication are in effect for only 10 minutes. Submitters must re-authenticate each time they request a response or download files from CDX if more than 10 minutes have lapsed between CDX interactions.

6.2.1 Installing or Upgrading a Node

A Node submitting to ICIS-NPDES Batch invokes the Exchange Network's Authenticate, Submit, GetStatus and Download web methods to authenticate at CDX, upload submission files, check submission file status, and download submission results.

States can choose to independently develop a new Node from scratch, upgrade an existing Node, or implement a Node solution developed by one of several vendors. Any of these options is perfectly acceptable and it is up to each individual state to decide which path best fits their organization's needs.

A pre-developed solution will allow states to take advantage of others' development work and lessons learned, so they are often more cost-effective than independently building a Node from scratch. However, states should also be aware that even these solutions typically require some customization to work within an individual organization's technology environment and infrastructure. Funding to support this work has been made available through the [U.S. EPA's Exchange Network Grant Program](#).

The following Node 2.0 products are available for download or purchase. The accuracy of the information provided by these vendors and these links do not constitute an endorsement of the vendors or their products. Please contact the individual product owners for details.

- **Next Generation Node (NGN)** - A collaboration between U.S. EPA and Computer Sciences Corporation
Java Implementation - Open Source
Supports Node 1.1 and Node 2.0 specifications
<http://test.epacdxnode.net/ngn/>
- **OpenNode2** – A collaboration between state environmental agencies and Windsor Solutions.
.NET or J2EE versions available
Supports Node 1.1 and Node 2.0 specifications
<http://www.exchangenetwork.net/opennode2/index.htm>
- **eNode 2008** – Developed by Enfotech.
.NET or J2EE versions available
Supports Node 1.1 and Node 2.0 specifications
<http://www.enfotech.com/projectfactsheets/e-node2008.pdf>
- **Open Source Node 2.0** – Developed by CGI.
Java Implementation - Open Source
Supports Node 1.1 and Node 2.0 specification
http://www.cgi.com/cgi/pdf/cginode_2_0_e.pdf

States using one of the Node products above should refer to that product's documentation for instructions on how to configure the authentication, submission, status and download features. States developing their own Node product should refer to the Exchange Network website at <http://www.exchangenetwork.net/node/index.htm> for guidance on how to construct the SOAP messages necessary for the ICIS-NPDES Full Batch data flow.



The ICIS-NPDES Full Batch Node supports Node 2.0 specifications.

6.3 E-MAIL SUBMISSION NOTIFICATIONS

Submitters can receive e-mail notifications of submission status by inserting a “name/value” pair into the property tag within the header of their XML submission file containing their e-mail address. Figure 6-2 provides examples of e-mail name/value pairs for one or more multiple e-mail addresses.

```
<Header>
...
  <Property>
    <name>e-mail</name>
    <value>john_doe@state.us</value>
  </Property>
</Header>
```

```
<Header>
...
  <Property>
    <name>e-mail</name>
    <value>john_doe@state.us</value>
  </Property>
  <Property>
    <name>e-mail</name>
    <value>doe.john@state.us</value>
  </Property>
</Header>
```

Figure 6-2. Examples of Single and Multiple e-Mail Name/Value Pairs

Figures 6-3 through 6-5 are examples of e-mails from CDX acknowledging receipt of a submission, completion of a submission by ICIS and rejection of a submission due to CDX errors.

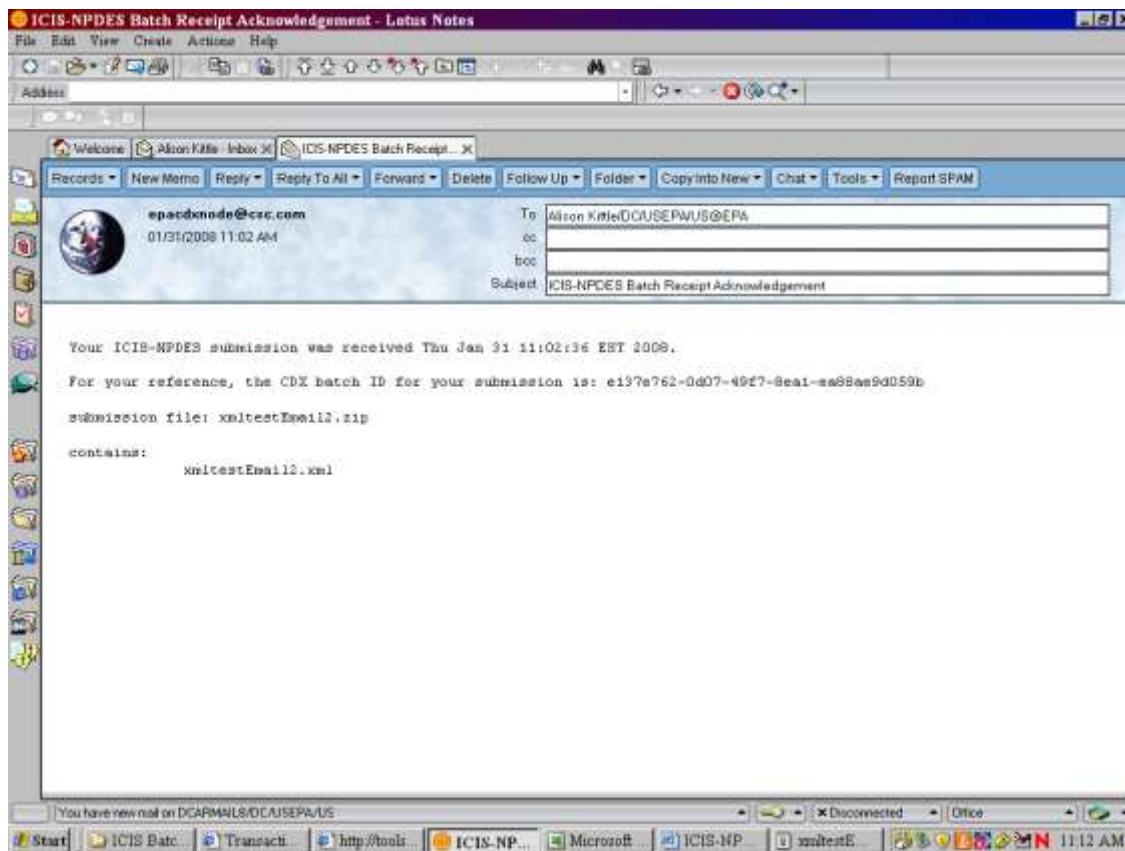


Figure 6-3. Example of Submission Receipt Notification e-mail from CDX

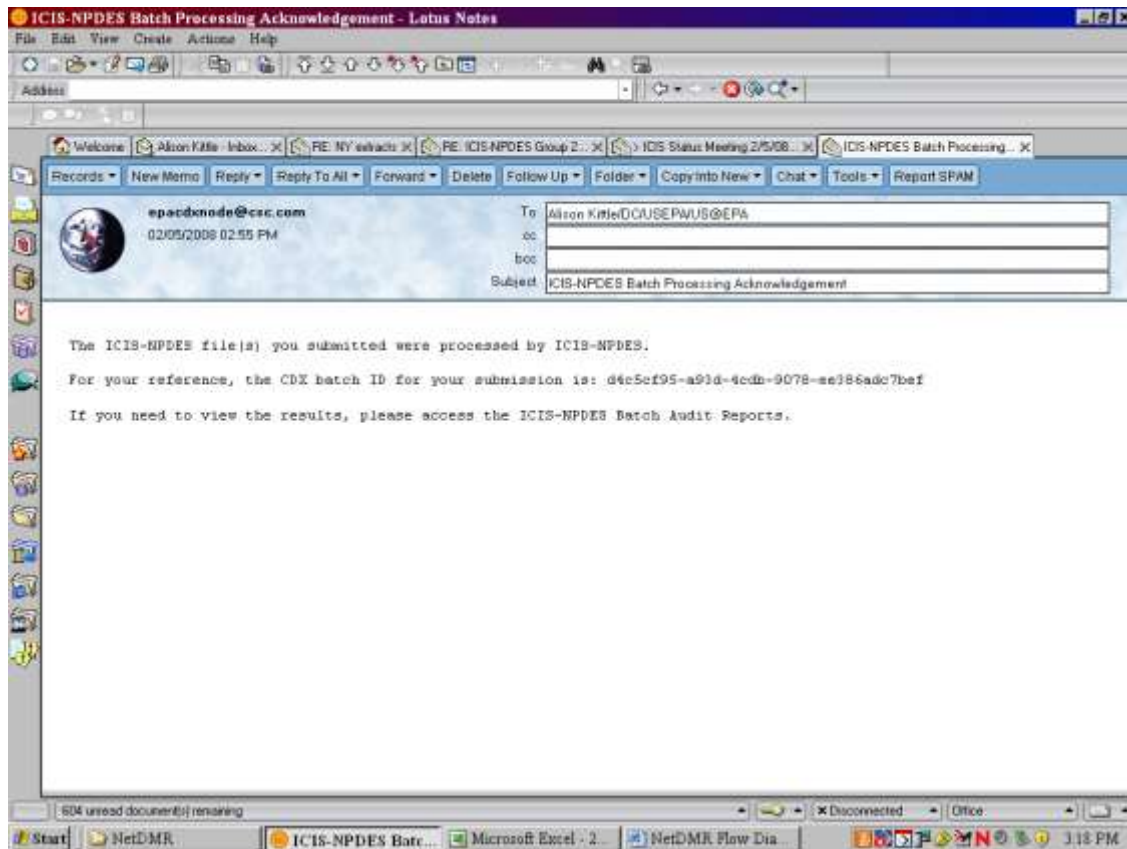


Figure 6-4. Example of ICIS-NPDES Batch Processing Completion Notification e-mail from CDX

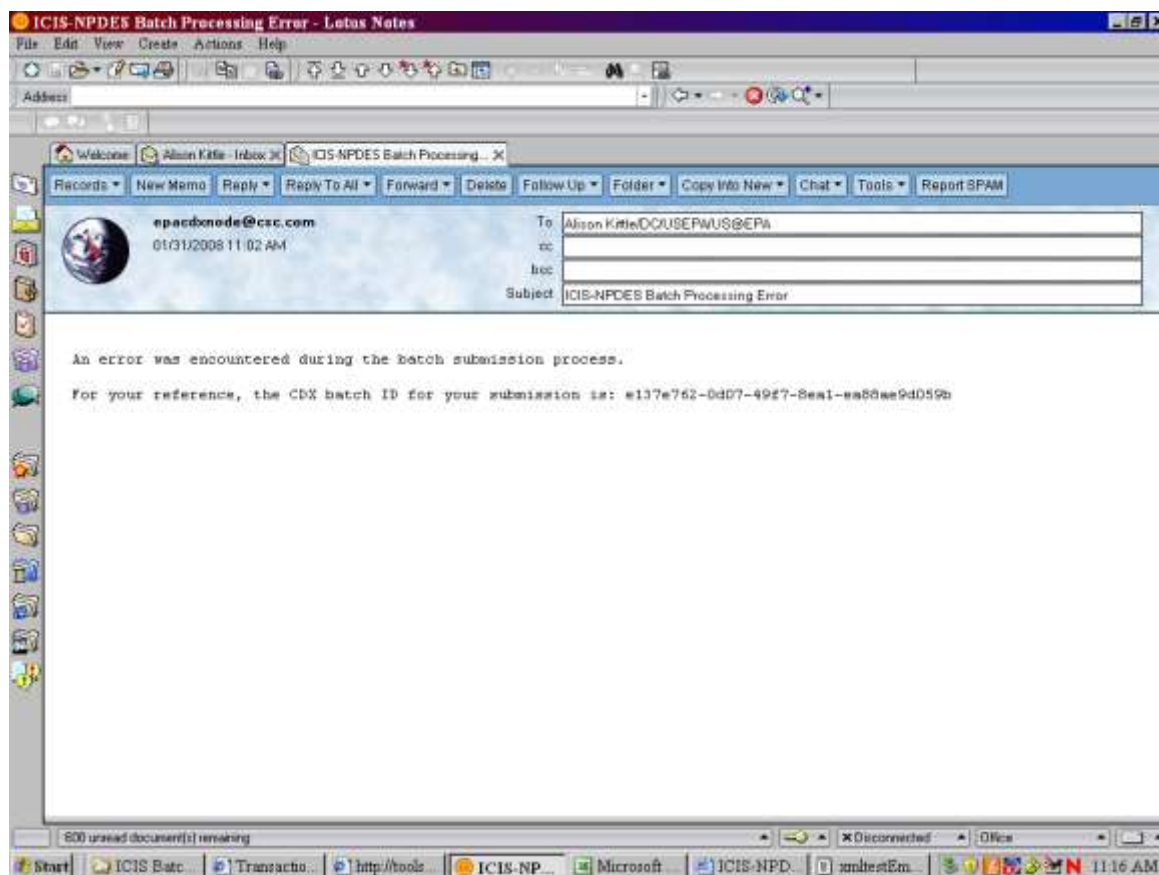


Figure 6-5. Example of Submission Failure Notification e-mail from CDX



Regions may submit XML files containing data for all their states either within one XML or in a separate XML file for each state!



A state can only submit XML files for permits within their state. ICIS-NPDES Batch will check the first two characters of a permit's ID against the ICIS ID contained within the <Id> tag and will reject any transactions with a state code that is not authorized to modify data for that state!



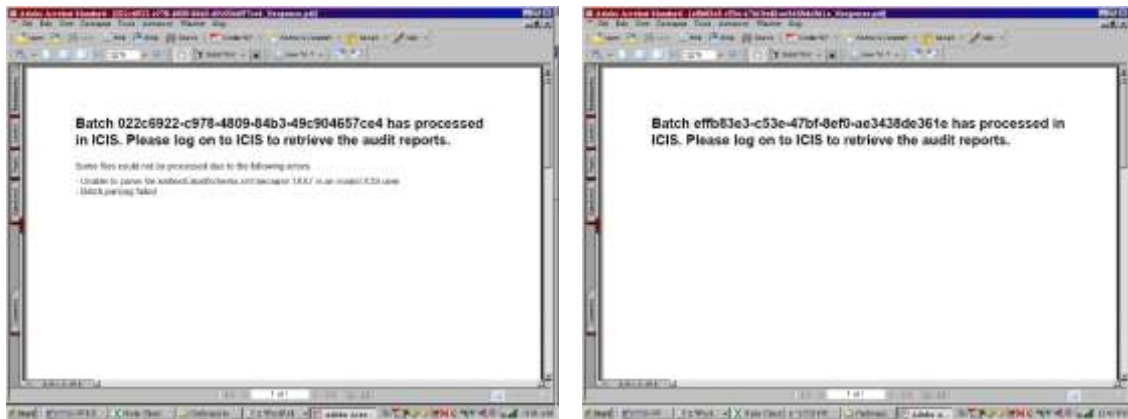
States, tribes and EPA regions may have ICIS-NPDES Batch process data and produce Batch Audit results by staff member. To do this, simply place all adds/changes/replaces/deletes/mass deletes for one staff member into their own XML file with their ICIS ID for that submitter in the <Id> tag. Otherwise, data for all staff members is

combined into one XML submission file containing one valid ICIS ID in the <Id> tag of that submission file!

7 VIEWING ICIS-NPDES BATCH SUBMISSION RESULTS

When CDX is unable to forward a submission file to ICIS-NPDES Batch because of errors, it sets the status of the submission to “Failed” and stores the errors in a file called “submission-metadata.xml”. Otherwise, the status is set to “Pending” and the submission file is sent to ICIS-NPDES batch. The submitter must wait until the following day when ICIS-NPDES Batch completes processing the submission file, notifies CDX to set the status to “Completed”, then sends the results to CDX.

For Full Batch states, the results are XML and PDF files containing lists of accepted transactions, rejected transactions and a transaction summary. For DMR Batch states, the result is a PDF file that notifies you that ICIS was successful and prompts you to log into ICIS and view the accepted transactions, rejected transactions and a transaction summary report, or the PDF will notify you that ICIS was not successful and the reason why:



If the batch was submitted using the CDX Web Form, the status of the batch appears on the Transaction History Screen and the submitter can click on a link to download and view “submission-metadata.xml”. If the batch was submitted using their own Full State Node, the submitter can invoke a getStatus web method to check the status, then invoke the Download web method to retrieve “submission-metadata.xml” (if the status is “Failed”) or retrieve “<nodetransaction id>_response.pdf” (if CDX returns a status of “Completed”).

7.1 ICIS-NPDES DMR BATCH AUDIT REPORTS

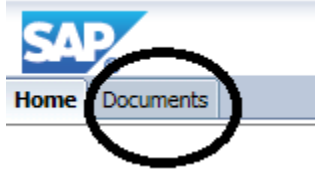
The Batch reports in ICIS-NPDES are similar to PCS audit reports. They provide information on what happened to their transactions during the parsing and storing of each submittal file. Three Business Objects reports in ICIS-NPDES are designed to provide this information to batch users:

- **Rejected Transactions Report** – list of key fields with messages or errors ICIS encountered while processing transactions
- **Accepted Transactions Report** – list of key fields of transactions ICIS was able to process successfully
- **Batch Transactions Summary Report** – counts of transactions accepted or rejected by transaction type


DMR Batch submitters will need to log into ICIS-NPDES and click on a link to the Batch Audit Reports module to get to the reports.

Submitters can also log into ICIS-NPDES, go into Business Objects and run the Batch Audit report by doing the following:





- 1) Click on the “Documents” tab in the upper left corner of the page:





- 2) Click on the “Folders” option in the bottom left corner of the page:





- 3) Double click on the “Batch Reports” folder in the middle of the page:

| Details | | |
|---|--|--------|
| | Title ^ | Type |
|  | Batch Reports | Folder |
|  | Data Element Dictionary | Folder |
|  | Federal Enforcement and Compliance Reports | Folder |
|  | National Meetings | Folder |

- 4) Right click on the “Batch Audit Report” (do NOT double click on it!):

| Details | | |
|---|------------------------------------|------------------|
| | Title ^ | Type |
|  | Batch Audit Report | Web Intelligence |
|  | Batch Rejected Transactions Report | Web Intelligence |

- 5) Click on “View” in the popup menu that appears:

| Details | | |
|---|------------------------------------|------------------|
| | Title ^ | Type |
|  | Batch Audit Report | Web Intelligence |
|  | Batch Rejected Transactions Report | Web Intelligence |

View

View Latest Instance

Properties

Schedule

History

Categories

- 6) A Prompts popup will appear, allowing you to specify criteria for running the Batch Audit Report for one or more of your submissions to ICIS-NPDES (Figure 7-1):

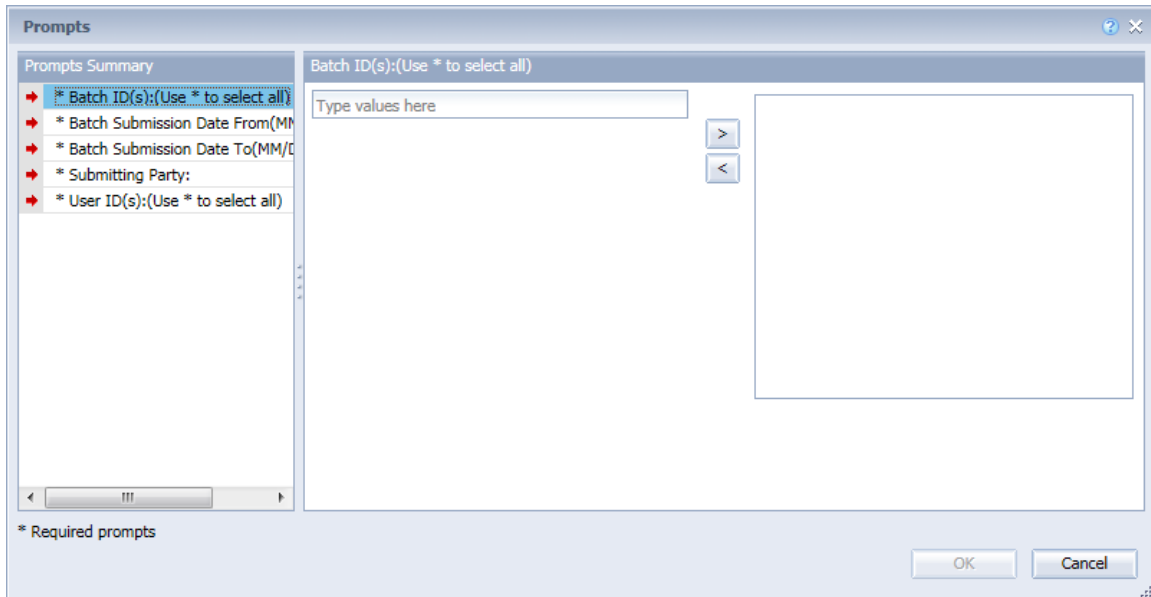


Figure 7-1. Example of Electronic Data Transfer Audits Report Selection Criteria Prompts for the Rejected Transactions Report

These prompts are listed in Table 7-1 below with the values and rules associated with them.

| Parameter | Required/Optional | Values and Rules |
|-----------------------------|-------------------|--|
| Batch ID(s) | Optional | Values: <ul style="list-style-type: none"> Valid Batch Ids (Node Transaction ID as provided by the CDX Web form, or External Transaction ID as provided by the CDX node) Rules: <ul style="list-style-type: none"> 1 or many values will be accepted Multiple values must be separated by a semicolon An '*' may be entered if the user does not want to select specific Batch ID(s) |
| Submission Date From | Required | Values: <ul style="list-style-type: none"> Valid dates are any past dates and the current date in MM/DD/YYYY format Rules: <ul style="list-style-type: none"> 1 value will be accepted The value must be typed in |
| Submission Date To | Required | Values: <ul style="list-style-type: none"> Valid dates are any past dates and the current date in MM/DD/YYYY format Rules: <ul style="list-style-type: none"> 1 value will be accepted The value must be typed in |

| Parameter | Required/Optional | Values and Rules |
|-------------------------|-------------------|---|
| Submitting Party | Required | Values: <ul style="list-style-type: none"> EPA Region Codes 01 through 10 "HQ" for EPA Headquarters Valid 2-character State, Territory and Canadian Province Postal Codes "NN" for Navajo Nation Tribe "SR" for St. Regis Tribe Rules: <ul style="list-style-type: none"> 1 value will be accepted The value can either be typed in or selected from a list of values generated from the ref_region and ref_state tables |
| User ID | Optional | Values: <ul style="list-style-type: none"> Valid ICIS User IDs Rules: <ul style="list-style-type: none"> 1 or many values will be accepted Multiple values must be separated by a semicolon An '*' may be entered if the user does not want to select specific User ID(s) |

Table 7-1. Batch Audit Report Selection Criteria Prompts



Data must be entered into all Selection Prompts or the report will not run!



When cutting and pasting Batch Ids or other data into the criteria, be sure not to copy any spaces before and after the data!



Always specify either a User ID or a Batch ID instead of an asterisk in both ID prompts to speed up the report!



The Batch ID is the same as the Node Transaction ID provided by the CDX Web Form or the External Transaction ID provided by the CDX node!



Contact ICIS User Support if you encounter any problems or have questions during the ICIS login or Batch Audit report generation process!

7.1.1 Rejected Transactions Report

The Rejected Transactions report can be viewed by selecting the Report in Business Objects, or running the Batch Audit Report and clicking on the Rejected Transactions tab. It displays detailed information about the batch transactions that were rejected. For each rejected transaction, key data are provided to identify the specific record that has an error and a detailed error message provides information to help the submitter correct the errors.

Environmental Protection Agency
Integrated Compliance Information System
Rejected Transactions Report

Created Date: 12/12/2006
 Refresh Date: 03/21/2007
 Created By: HQ

Batch Submission Date From: 10/01/2006 To: 02/03/2007
 Batch ID(s): *
 Submitting Party: 03
 User ID(s): *

Submitting Party: VA (Region 03)

| Batch ID | User ID | Run Date | Submission Date |
|----------|---------|----------|-----------------|
| va000220 | abc | 1/1/2007 | 1/1/2007 |

| Submission Type | Transaction Type | Key Value | Error / Warning Message(s) |
|-----------------|------------------|--------------------------------|---|
| DMR | Replace | VA1234222001A01/01/20070426211 | For Numeric Report Code C2, Numeric Report Received Date 12/31/2008 entered must be less than or equal to the current date. For Numeric Report Code Q2, Numeric Condition Quantity -55 is negative so the Numeric Condition Qualifier can not be Less Than (<). |
| DMR | Replace | VA1234222001A01/01/20073223011 | A Parameter does not exist that matches the data entered. |
| DMR | Replace | VA1234222001A01/01/20075118611 | A Parameter does not exist that matches the data entered. |
| DMR | Replace | VA1234222001B12/31/2006 | For Numeric Report Code C2, Numeric Report Received Date 12/31/2008 entered must be less than or equal to the current date. For Numeric Report Code Q2, Numeric Condition Quantity -55 is negative so the Numeric Condition Qualifier can not be Less Than (<). |
| DMR | Replace | VA1234500001A01/01/20073223011 | A Parameter does not exist that matches the data entered. |

| Batch ID | User ID | Run Date | Submission Date |
|----------|---------|----------|-----------------|
| va001001 | abc | 1/1/2007 | 1/1/2007 |

| Submission Type | Transaction Type | Key Value | Error / Warning Message(s) |
|-----------------|------------------|--------------------------------|---|
| DMR | Replace | VA1234567001A01/01/20070426211 | For Numeric Report Code C2, Numeric Report Received Date 12/31/2008 entered must be less than or equal to the current date. For Numeric Report Code Q2, Numeric Condition Quantity -55 is negative so the Numeric Condition Qualifier can not be Less Than (<). |
| DMR | Replace | VA1234567001A01/01/20073223011 | For Numeric Report Code C2, Numeric Report Received Date 12/31/2008 entered must be less than or equal to the current date. For Numeric Report Code Q2, Numeric Condition Quantity -55 is negative so the Numeric Condition Qualifier can not be Less Than (<). |

Environmental Protection Agency
Page 1 of 2



Refer to Section 8 of this document for a comprehensive list of error messages, what caused them and how to fix them. Contact the CDX Help Desk if you need help interpreting error message in the Rejected Transactions Report!

7.1.2 Accepted Transactions Report

The Accepted Transactions report can be viewed by running the Batch Audit Report and clicking on the Accepted Transactions tab. It displays summary information about the batch transactions that were accepted. For each accepted transaction, key data are provided to identify the specific record that was accepted.

| Environmental Protection Agency Integrated Compliance Information System Accepted Transactions Report | | | | Created Date: 12/12/2006 Refresh Date: 03/20/2007 Created By: HQ |
|---|------------------|--------------------------------|--|--|
| Batch Submission Date From: 01/01/2007 To: 02/01/2007 | | | | |
| Batch ID(s): * | | | | |
| Submitting Party: VA | | | | |
| User ID(s): * | | | | |
| Submitting Party: VA (Region: 03) | | | | |
| Batch ID | User ID | Run Date | Submission Date | |
| va001001 | abc | 01/01/2007 | 01/01/2007 | |
| Submission Type | Transaction Type | Key Value | Error / Warning Message (s) | |
| DMR | Replace | VA1234568001A01/01/20075118611 | | |
| DMR | Replace | VA1234569001A01/01/20070426211 | For Numeric Report Code Q1, the Numeric Condition Quantity 60 has a Percent of Exceedence Greater than 500%. | |
| DMR | Replace | VA2234567001A12/31/2006 | | |

Environmental Protection Agency Page 1 of 1

7.1.3 Batch Transactions Summary Report

The Batch Transactions Summary report can be viewed by running the Batch Audit Report and clicking on the Transactions Summary tab. It displays summary information about the numbers of accepted and rejected batch transactions presented in a table. The report contains a summary table for each batch as well as a summary table for all batches in the report.

| | | | | | | | | | | | |
|--|----------|----------|----------|----------|----------|----------|----------|----------|----------|----------|--|
| Environmental Protection Agency Integrated Compliance Information System Batch Transactions Summary Report | | | | | | | | | | | |
| Batch Submission Date From: 05/05/2007 To: 05/06/2007 | | | | | | | | | | | |
| Submitting Party: * | | | | | | | | | | | |
| Submitting Party: DE (Region 02) | | | | | | | | | | | |
| Batch ID: 1465352b-ee1d-4175-8837-d7020e68510 | | | | | | | | | | | |
| Submission Date: 05/06/2007 | | | | | | | | | | | |
| Transaction Type | N | N | R | R | C | C | X | X | O | O | |
| Submission Type | Accepted | Rejected | Accepted | Rejected | Accepted | Rejected | Accepted | Rejected | Accepted | Rejected | |
| DMR | 0 | 0 | 0 | 0 | 11 | 14 | 0 | 0 | 0 | 0 | |
| Total | 0 | 0 | 0 | 0 | 11 | 14 | 0 | 0 | 0 | 0 | |
| Batch ID: 295f356e-3ac0-4208-ba68-4026509c3e18 | | | | | | | | | | | |
| Submission Date: 05/06/2007 | | | | | | | | | | | |
| Transaction Type | N | N | R | R | C | C | X | X | O | O | |
| Submission Type | Accepted | Rejected | Accepted | Rejected | Accepted | Rejected | Accepted | Rejected | Accepted | Rejected | |
| DMR | 0 | 0 | 0 | 0 | 9 | 13 | 0 | 0 | 0 | 0 | |
| Total | 0 | 0 | 0 | 0 | 9 | 13 | 0 | 0 | 0 | 0 | |
| Batch ID: 7bb2423f-339f-4683-85c6-728338951ee1 | | | | | | | | | | | |
| Submission Date: 05/06/2007 | | | | | | | | | | | |
| Transaction Type | N | N | R | R | C | C | X | X | O | O | |
| Submission Type | Accepted | Rejected | Accepted | Rejected | Accepted | Rejected | Accepted | Rejected | Accepted | Rejected | |
| DMR | 0 | 0 | 0 | 0 | 31 | 23 | 0 | 0 | 0 | 0 | |
| Total | 0 | 0 | 0 | 0 | 31 | 23 | 0 | 0 | 0 | 0 | |

7.2 ICIS-NPDES FULL BATCH RESULTS

With the addition of Full Batch functionality to the ICIS system, ICIS will have the ability to return batch processing results to a submitting state electronically or allow a user to view the results within the ICIS application. For ICIS to detect how a submitting state wants to view their results, the presence or absence of the Property parent tag within the XML submission file's Header block is used to identify the source of the batch submission and therefore the appropriate response.

Hybrid DMR Batch users typically view their reports in ICIS by generating a Business Objects report. For these users the Property parent tag with a name/value pair of "Source" and "FullBatch" must be omitted from their XML submission file's Header block altogether. For information on the Business Objects results generated by Hybrid DMR Batch users refer to Section 7 of the ICIS-NPDES Schema User Guide.

Full Batch states have expressed a desire to receive processing results electronically. To do this, one Property parent tag needs to be present at the end of the header block of the submission XML file that contains the following data within its name/value pair tags:

```
<Header>
...
  <Property>
    <name>Source</name>
    <value>FullBatch</value>
  </Property>
</Header>
```

When the Property tag is present and the name/value pair tags indicate that the source is FullBatch, ICIS will return the results of the batch transaction processing to CDX in both PDF and XML formats for a state to download. To ensure your results are returned in PDF format, be sure to always use only one Property tag with a name/value pair of “Source”/ “FullBatch” in all of your XML submission files.



Always include only one Property tag with a name/value pair of “Source”/”FullBatch” in each of your XML submission files to ensure you get your results back in PDF format!

One PDF file of a combined Batch Audit Report will be generated with tabs for the Accepted, Rejected, and Summary Transaction reports as shown in Section 7 of the ICIS-NPDES Schema User Guide. If an error occurred while attempting to process a submission XML, such as an invalid ICIS ID, one PDF will be generated with a message describing the error.

ICIS-NPDES will also generate up to four XML files contained within one zipped file. These files are:

1. a File Error XML Report (optional)
2. an Accepted Transactions XML Report
3. a Rejected Transactions XML Report
4. a Summary Transactions XML Report

Table 7-2 provides the Full Batch Response files generated by ICIS and the names to use when retrieving the files from CDX. Note that in this table, **TransactionID** is the CDX transaction ID for the submission, **SubmittingParty** is the ICIS ID in the header of the submission file and **Timestamp** is the date and time the submission was processed by ICIS.

| File Generated by ICIS | Contents | Name of File as Posted at CDX |
|------------------------|---------------------------------------|--|
| File Error Results XML | XML containing file level errors that | <TransactionID>_<SubmissionDate>_File_Error_Response.xml |

| File Generated by ICIS | Contents | Name of File as Posted at CDX |
|----------------------------------|---|---|
| | prevented all records within the file from being processed , such as an invalid ICIS ID | |
| File Error Results PDF | PDF containing file level errors that prevented all records within the file from being processed , such as an invalid ICIS ID | <TransactionID>_<SubmissionDate>_File_Error_Response.pdf |
| Transactions Result PDF | PDF file containing the XMLs for accepted, rejected and transaction summary results | <TransactionID>_<SubmittingParty>_<SubmissionDate>_Response.pdf |
| Transactions Result ZIP | ZIP file containing the XMLs for accepted, rejected and transaction summary results (see below for their filenames) | <TransactionID>_<SubmittingParty>_<SubmissionDate>_Response.zip |
| Accepted Transaction Results XML | XML containing key values of records that were processed | <TransactionID>_<SubmittingParty>_<SubmissionDate>_Accepted_Response.xml |

| File Generated by ICIS | Contents | Name of File as Posted at CDX |
|----------------------------------|--|--|
| | successfully by ICIS | |
| Rejected Transaction Results XML | XML containing key values and error message of records that were unable to be processed successfully by ICIS | <TransactionID> _<SubmittingParty>_<SubmissionDate>_Rejected_Response.xml |
| Transactions Summary Results XML | XML containing counts by transaction and data family along with percent success rate | <TransactionID> _<SubmittingParty>_<SubmissionDate>_Summary_Response.xml |

Table 7-2. List of Files Generated by ICIS-NPDES for Full Batch States

The following sub-sections describe the File Error XML results, Accepted Transactions XML results, the Rejected Transactions XML results, and the Batch Transactions Summary XML results that are returned when a Full Batch submission is processed by ICIS.

7.2.1 File Error Results XML

Any error that ICIS-NPDES encounters while attempting to process an XML will be displayed on the File Error Results XML Report. Errors of this nature typically occur when the <Id> contains an invalid ICIS ID and result in no records being processed for that file. Note that tags in bold are mandatory, tags in green may be repeated and tags in blue are mandatory only if their parent tag is present. Figure 7-2 shows an example of a File Error Results XML.

Figure 7-2 – File Error Results XML With Two Transactions

The Accepted Transaction Results XML provides the transaction type and key data fields for each record that was processed by ICIS-NPDES batch. Any warning messages ICIS-NPDES recorded while processing a record will be displayed on the Accepted Transaction Results XML Report. The report is sorted in ascending order by the following groups: User ID, Submission Type, and then Key Values. Figure 7-3 shows an example of an Accepted Transaction Results XML where two records were successfully processed by ICIS. Note that tags in bold are mandatory, tags in green may be repeated and tags in blue are mandatory only if their parent tag is present.

Figure 7-3 - Accepted Transaction Results XML With Two Transactions

4/24/2015

```

<?xml version="1.0" encoding="UTF-8"?>
<SubmissionResponse xmlns="http://www.exchangeactwork.net/schema/icis/1" xmlns: xsi="http://www.w3.org/2001/XMLSchema-instance" xsi:schemaLocation="http://www.exchangeactwork.net/schema/icis/1
http://www.exchangeactwork.net/schema/icis/1/ICIS-RF-SubmissionResponse_v1.xsd">
  <TransactionIdentifier>asdf-1234-sefa-1234</TransactionIdentifier>
  <SubmissionDate>2010-08-13</SubmissionDate>
  <ProcessedDate>2010-08-13</ProcessedDate>
</SubmissionResponse>

```

Figure 7-4 - Accepted Transaction Results XML When All Transactions Are Rejected

Table 7-3 lists the tags that are included in the Accepted Transaction Results XML and provides examples of data that may be included in the tag. The XML Tag Name column lists the tag and parent tag for each group of data sent to the user. Parent tags are listed in bold. The Characteristics column lists the type of data element and size or allowable contents. The Example Value column lists a sample value for the data tag in the Accepted Transaction Results XML.

The first group of tags in the table contains global tags that are included in all Accepted Transaction Results XML. The next group of tags is User ID which is used to group all transactions submitted by the same User ID. Following the User ID is Submission Type which is used to group all transactions for the same Submission Type. All subsequent groups listed in the table are the tags that may be received if a particular transaction is accepted for the batch XML submission.

| XML Tag Name | | Characteristics | Example Value |
|---|--|---|---------------------|
| Fields returned with each result XML document: | | | |
| <SubmissionResponse/> | | | |
| TransactionIdentifier (identifier returned to user from CDX after the batch submission) | | 1-40 characters long | asdf-1234-sefa-1234 |
| SubmissionDate (date of XML Submission) | | Date in yyyy-mm-dd format | 2010-08-13 |
| ProcessedDate (date the batch was processed) | | Date in yyyy-mm-dd format | 2010-08-13 |
| Fields returned for each User ID submitted: | | | |
| <SubmittingParty/> | | | |
| UserID | | 3-30 characters long. This is the same as the ICIS ID provided in the XML submission file's <ID> tag. | ABC |
| Fields returned for each Submission Type submitted: | | | |
| <SubmissionType/> | | | |

| XML Tag Name | Characteristics | Example Value |
|--|---|---------------|
| SubmissionTypeName | 1-50 characters long, where choices are: Basic Permit Biosolids Permit Biosolids Program Report CAFO Annual Report CAFO Permit Compliance Monitoring Linkage Compliance Monitoring Compliance Schedule CSO EventReport CSO Permit Discharge Monitoring Report DMR Program Report Linkage DMR Violation Effluent Trade Partner Enforcement Action Milestone Enforcement Action Violation Key Formal Enforcement Action General Permit Informal Enforcement Action Limit Set Limits Local Limits Program Report Master General Permit Narrative Condition Schedule Parameter Limits Permit Reissuance Permitted Feature Permit Tracking Event Pretreatment Permit Pretreatment Performance Summary Schedule Event Violation Single Event Violation SSO Annual Report SSO Event Report SSO Monthly Event Report POTW Permit SW Construction Permit SW Event Report SW Industrial Annual Report SW Industrial Permit SW MS4 Large Permit SW MS4 Program Report SW MS4 Small Permit Unpermitted Facility | Basic Permit |
| Fields returned when a Basic Permit, General Permit Covered Facility, Master General Permit, Permit Component, Permit Reissuance or Unpermitted Facility transaction is accepted: | | |
| <SubmissionAcceptedKey/> | | |
| <PermitRecordIdentifier/> | | |
| PermitIdentifier | 9 characters long | AA00789012 |
| SubmissionTransactionTypeCode | 1 character long, where N = New, C = Change, R R = Replace, D = Delete, X = Mass Delete | |
| Fields returned when a Discharge Monitoring Report transaction is accepted: | | |
| <SubmissionAcceptedKey/> | | |
| <DischargeMonitoringReportIdentifier/> | | |
| PermitIdentifier | 9 characters long | AA0123456 |

| XML Tag Name | | Characteristics | Example Value |
|---|--|---|---------------|
| PermittedFeatureIdentifier | | 3-4 characters long | 001 |
| LimitSetDesignator | | 1-2 characters long | A |
| MonitoringPeriodEndDate | | Date in yyyy-mm-dd format | 2010-07-31 |
| SubmissionTransactionTypeCode | | 1 character long, where N = New, C = Change, R = Replace, D = Delete, X = Mass Delete | R |
| Fields returned when a Limit Set transaction is accepted: | | | |
| <SubmissionAcceptedKey/> | | | |
| <LimitSetIdentifier/> | | | |
| PermitIdentifier | | 9 characters long | AA0123456 |
| PermittedFeatureIdentifier | | 3-4 characters long | 001 |
| LimitSetDesignator | | 1-2 characters long | A |
| SubmissionTransactionTypeCode | | 1 character long, where N = New, C = Change, R = Replace, D = Delete, X = Mass Delete | R |
| Fields returned when a Limit Segment transaction is accepted: | | | |
| <SubmissionAcceptedKey/> | | | |
| <LimitSegmentIdentifier/> | | | |
| PermitIdentifier | | 9 characters long | AA0123456 |
| PermittedFeatureIdentifier | | 3-4 characters long | 001 |
| LimitSetDesignator | | 1-2 characters long | A |
| ParameterCode | | 5 characters long | 10350 |
| MonitoringSiteDescriptionCode | | 1 character long | 0 |
| LimitSeasonNumber | | Integer between 0 and 12 | 0 |
| LimitStartDate | | Date in yyyy-mm-dd format | 2008-01-01 |
| LimitEndDate | | Date in yyyy-mm-dd format | 2008-12-31 |
| SubmissionTransactionTypeCode | | 1 character long, where N = New, C = Change, R = Replace, D = Delete, X = Mass Delete | C |
| Fields returned when a Narrative Condition Schedule transaction is accepted: | | | |
| <SubmissionAcceptedKey/> | | | |
| <NarrativeConditionScheduleIdentifier/> | | | |
| PermitIdentifier | | 9 characters long | AA0123456 |
| NarrativeConditionNumber | | 3 characters long | 002 |
| SubmissionTransactionTypeCode | | 1 character long, where N = New, C = Change, R = Replace, D = Delete, X = Mass Delete | R |
| Fields returned when a Parameter DMR transaction is accepted: | | | |
| <SubmissionAcceptedKey/> | | | |
| <DMRParameterIdentifier/> | | | |
| PermitIdentifier | | 9 characters long | AA0123456 |
| PermittedFeatureIdentifier | | 3-4 characters long | 001 |
| LimitSetDesignator | | 1-2 characters long | A |
| MonitoringPeriodEndDate | | Date in yyyy-mm-dd format | 2010-07-31 |
| ParameterCode | | 5 characters long | 10350 |
| MonitoringSiteDescriptionCode | | 1 character long | 0 |
| LimitSeasonNumber | | Integer between 0 and 12 | 0 |

| XML Tag Name | Characteristics | Example Value |
|--|---|---------------|
| SubmissionTransactionTypeCode | 1 character long, where N = New, C = Change, R = Replace, D = Delete, X = Mass Delete | R |
| Fields returned when a Parameter Limits transaction is accepted: | | |
| <SubmissionAcceptedKey/> | | |
| <ParameterLimitIdentifier/> | | |
| PermitIdentifier | 9 characters long | AA0123456 |
| PermittedFeatureIdentifier | 3-4 characters long | 001 |
| LimitSetDesignator | 1-2 characters long | A |
| ParameterCode | 5 characters long | 10350 |
| MonitoringSiteDescriptionCode | 1 character long | 0 |
| LimitSeasonNumber | Integer between 0 and 12 | 0 |
| SubmissionTransactionTypeCode | 1 character long, where N = New, C = Change, R = Replace, D = Delete, X = Mass Delete | R |
| Fields returned when a Permit Tracking Event transaction is accepted: | | |
| <SubmissionAcceptedKey/> | | |
| <PermitTrackingEventIdentifier/> | | |
| PermitIdentifier | 9 characters long | AA0123456 |
| PermitTrackingEventCode | 1-3 characters long | ABC |
| PermitTrackingEventDate | Date in yyyy-mm-dd format | 2008-01-01 |
| SubmissionTransactionTypeCode | 1 character long, where N = New, C = Change, R = Replace, D = Delete, X = Mass Delete | R |
| Fields returned when a Permitted Feature transaction is accepted: | | |
| <SubmissionAcceptedKey/> | | |
| <PermittedFeatureRecordIdentifier/> | | |
| PermitIdentifier | 9 characters long | AA0123456 |
| PermittedFeatureIdentifier | 3-4 characters long | 001 |
| SubmissionTransactionTypeCode | 1 character long, where N = New, C = Change, R = Replace, D = Delete, X = Mass Delete | R |
| Fields returned when a State Compliance Monitoring transaction is accepted: | | |
| <SubmissionAcceptedKey/> | | |
| <StateNPDESComplianceMonitoringIdentifier/> | | |
| ComplianceMonitoringIdentifier | 6 to 25 characters long | AA000N789012 |
| SubmissionTransactionTypeCode | 1 character long, where N = New, C = Change, R = Replace, D = Delete, X = Mass Delete | R |
| Fields returned when a Federal Compliance Monitoring transaction is accepted: | | |
| <SubmissionAcceptedKey/> | | |
| <FederalComplianceMonitoringIdentifier/> | | |
| ComplianceMonitoringIdentifier | 6 to 25 characters long | AA000F789012 |
| SubmissionTransactionTypeCode | 1 character long, where N = New, C = Change, R = Replace, D = Delete, X = Mass Delete | R |
| Fields returned when a Biosolids Program Report transaction is accepted: | | |
| <SubmissionAcceptedKey/> | | |
| <BiosolidsProgramReportIdentifier/> | | |
| PermitIdentifier | 9 characters long | AA0123456 |

| XML Tag Name | Characteristics | Example Value |
|--|--|---------------|
| ReportCoverageEndDate | Date in yyyy-mm-dd format | 2008-01-01 |
| SubmissionTransactionTypeCode | 1 character long, where R = Replace, X = Mass Delete | R |
| Fields returned when a CAFO Program Report transaction is accepted: | | |
| <SubmissionAcceptedKey/> | | |
| <CAFOAnnualProgramReportIdentifier/> | | |
| PermitIdentifier | 9 characters long | AA0123456 |
| PermittingAuthorityReportReceivedDate | Date in yyyy-mm-dd format | 2008-01-01 |
| SubmissionTransactionTypeCode | 1 character long, where R = Replace, X = Mass Delete | R |
| Fields returned when a CSO Event Report transaction is accepted: | | |
| <SubmissionAcceptedKey/> | | |
| <CSOEventReportIdentifier/> | | |
| PermitIdentifier | 9 characters long | AA0123456 |
| CSOEventDate | Date in yyyy-mm-dd format | 2008-01-01 |
| SubmissionTransactionTypeCode | 1 character long, where R = Replace, X = Mass Delete | R |
| Fields returned when a Local Limits Program Report transaction is accepted: | | |
| <SubmissionAcceptedKey/> | | |
| <LocalLimitsProgramReportIdentifier/> | | |
| PermitIdentifier | 9 characters long | AA0123456 |
| LocalLimitsPermittingAuthorityReportReceivedDate | Date in yyyy-mm-dd format | 2008-01-01 |
| SubmissionTransactionTypeCode | 1 character long, where R = Replace, X = Mass Delete | R |
| Fields returned when a Pretreatment Performance Summary Report transaction is accepted: | | |
| <SubmissionAcceptedKey/> | | |
| <PretreatmentPerformanceSummaryIdentifier/> | | |
| PermitIdentifier | 9 characters long | AA0123456 |
| PretreatmentPerformanceSummaryEndDate | Date in yyyy-mm-dd format | 2008-01-01 |
| SubmissionTransactionTypeCode | 1 character long, where R = Replace, X = Mass Delete | R |
| Fields returned when a SSO Annual Report transaction is accepted: | | |
| <SubmissionAcceptedKey/> | | |
| <SSOAnnualReportIdentifier/> | | |
| PermitIdentifier | 9 characters long | AA0123456 |
| SSOAnnualReportReceivedDate | Date in yyyy-mm-dd format | 2008-01-01 |
| SubmissionTransactionTypeCode | 1 character long, where R = Replace, X = Mass Delete | R |
| Fields returned when a SSO Event Report transaction is accepted: | | |
| <SubmissionAcceptedKey/> | | |
| <SSOEventReportIdentifier/> | | |
| PermitIdentifier | 9 characters long | AA0123456 |

| XML Tag Name | Characteristics | Example Value |
|---|--|---------------|
| SSOEventDate | Date in yyyy-mm-dd format | 2008-01-01 |
| SubmissionTransactionTypeCode | 1 character long, where R = Replace, X = Mass Delete | R |
| Fields returned when a Storm Water Industrial Annual Report transaction is accepted: | | |
| <SubmissionAcceptedKey/> | | |
| <SWIndustrialAnnualReportIdentifier/> | | |
| PermitIdentifier | 9 characters long | AA0123456 |
| IndustrialStormWaterAnnualReportReceivedDate | Date in yyyy-mm-dd format | 2008-01-01 |
| SubmissionTransactionTypeCode | 1 character long, where R = Replace, X = Mass Delete | R |
| Fields returned when a SSO Monthly Event Report transaction is accepted: | | |
| <SubmissionAcceptedKey/> | | |
| <SSOMonthlyEventReportIdentifier/> | | |
| PermitIdentifier | 9 characters long | AA0123456 |
| SSOMonthlyReportReceivedDate | Date in yyyy-mm-dd format | 2008-01-01 |
| SubmissionTransactionTypeCode | 1 character long, where R = Replace, X = Mass Delete | R |
| Fields returned when a Storm Water Event Report transaction is accepted: | | |
| <SubmissionAcceptedKey/> | | |
| <SWEventReportIdentifier/> | | |
| PermitIdentifier | 9 characters long | AA0123456 |
| DateStormEventSampled | Date in yyyy-mm-dd format | 2008-01-01 |
| SubmissionTransactionTypeCode | 1 character long, where R = Replace, X = Mass Delete | R |
| Fields returned when a Storm Water MS4 Program Report transaction is accepted: | | |
| <SubmissionAcceptedKey/> | | |
| <SWMS4ProgramReportIdentifier/> | | |
| PermitIdentifier | 9 characters long | AA0123456 |
| StormWaterMS4ReportReceivedDate | Date in yyyy-mm-dd format | 2008-01-01 |
| SubmissionTransactionTypeCode | 1 character long, where R = Replace, X = Mass Delete | R |
| Fields returned when a DMR Program Report Linkage transaction is accepted: | | |
| <SubmissionAcceptedKey/> | | |
| <DMRProgramReportIdentifier/> | | |
| PermitIdentifier | 9 characters long | AA0123456 |
| PermittedFeatureIdentifier | 3-4 characters long | 001 |
| LimitSetDesignator | 1-2 characters long | A |
| MonitoringPeriodEndDate | Date in yyyy-mm-dd format | 2010-07-31 |
| <LinkageBiosolidsReport> | | |
| PermitIdentifier | 9 characters long | AA0123456 |
| ReportCoverageEndDate | Date in yyyy-mm-dd format | 2008-01-01 |
| <LinkageSWEventReport> | | |
| PermitIdentifier | 9 characters long | AA0123456 |

| XML Tag Name | Characteristics | Example Value |
|--|---|---------------|
| DateStormEventSampled | Date in yyyy-mm-dd format | 2008-01-01 |
| SubmissionTransactionTypeCode | 1 character long, where R = Replace, X = Mass Delete | R |
| Fields returned when a DMR Violation transaction is accepted: | | |
| <SubmissionAcceptedKey/> | | |
| <DMRViolationIdentifier/> | | |
| PermitIdentifier | 9 characters long | AA0123456 |
| PermittedFeatureIdentifier | 3-4 characters long | 001 |
| LimitSetDesignator | 1-2 characters long | A |
| MonitoringPeriodEndDate | Date in yyyy-mm-dd format | 2010-07-31 |
| ParameterCode | 5 characters | 50050 |
| MonitoringSiteDescriptionCode | 1-3 characters long | 1 |
| LimitSeasonNumber | Number between 0 and 12 | 0 |
| NumericReportCode | Q1, Q2, C1, C2 or C3 | Q1 |
| NumericReportViolationCode | D or E | D |
| SubmissionTransactionTypeCode | 1 character long, where C = Change | C |
| Fields returned when an Effluent Trade Partner transaction is accepted: | | |
| <SubmissionAcceptedKey/> | | |
| <EffluentTradePartnerIdentifier/> | | |
| PermitIdentifier | 9 characters long | AA0123456 |
| PermittedFeatureIdentifier | 3-4 characters long | 001 |
| LimitSetDesignator | 1-2 characters long | A |
| MonitoringPeriodEndDate | Date in yyyy-mm-dd format | 2010-07-31 |
| ParameterCode | 5 characters | 50050 |
| MonitoringSiteDescriptionCode | 1-3 characters long | 1 |
| LimitSeasonNumber | Number between 0 and 12 | 0 |
| LimitStartDate | Date in yyyy-mm-dd format | 2010-07-31 |
| LimitEndDate | Date in yyyy-mm-dd format | 2010-07-31 |
| LimitModificationEffectiveDate | Date in yyyy-mm-dd format | 2010-07-31 |
| TradeID | 1-30 characters long | WY15 |
| SubmissionTransactionTypeCode | 1 character long, where N = New, C = Change, R = Replace, D = Delete, X = Mass Delete | R |
| Fields returned when an Enforcement Action Milestone transaction is accepted: | | |
| <SubmissionAcceptedKey/> | | |
| <EffluentTradePartnerIdentifier/> | | |
| EnforcementActionIdentifier | 1-20 characters long | AA-0123456789 |
| MilestoneTypeCode | 1-5 characters long | CPOA |
| SubmissionTransactionTypeCode | 1 character long, where R = Replace | R |
| Fields returned when an Enforcement Action Violation Linkage transaction is accepted: | | |
| <SubmissionAcceptedKey/> | | |
| <EnforcementActionViolationLinkageIdentifier/> | | |
| EnforcementActionIdentifier | 1-20 characters long | AA-0123456789 |

| XML Tag Name | Characteristics | Example Value |
|--|--|---------------|
| <DischargeMonitoringReportViolation> | | |
| PermitIdentifier | 9 characters long | AA0123456 |
| PermittedFeatureIdentifier | 3-4 characters long | 001 |
| LimitSetDesignator | 1-2 characters long | A |
| MonitoringPeriodEndDate | Date in yyyy-mm-dd format | 2010-07-31 |
| SubmissionTransactionTypeCode | 1 character long, where R = Replace, X = Mass Delete | R |
| <DischargeMonitoringReportParameterViolation> | | |
| PermitIdentifier | 9 characters long | AA0123456 |
| PermittedFeatureIdentifier | 3-4 characters long | 001 |
| LimitSetDesignator | 1-2 characters long | A |
| MonitoringPeriodEndDate | Date in yyyy-mm-dd format | 2010-07-31 |
| ParameterCode | 5 characters | 50050 |
| MonitoringSiteDescriptionCode | 1-3 characters long | 1 |
| LimitSeasonNumber | Number between 0 and 12 | 0 |
| <ComplianceScheduleViolation> | | |
| PermitIdentifier | 9 characters long | AA0123456 |
| ComplianceScheduleNumber | Number between 1 and 999 | 1 |
| ScheduleEventCode | 5 characters long | CS016 |
| ScheduleDate | Date in yyyy-mm-dd format | 2010-07-31 |
| <PermitScheduleViolation> | | |
| PermitIdentifier | 9 characters long | AA0123456 |
| NarrativeConditionNumber | Number between 1 and 999 | 1 |
| ScheduleEventCode | 5 characters long | CS016 |
| ScheduleDate | Date in yyyy-mm-dd format | 2010-07-31 |
| <SingleEventViolation> | | |
| PermitIdentifier | 9 characters long | AA0123456 |
| SingleEventViolationCode | 5 characters long | AO016 |
| SingleEventViolationDate | Date in yyyy-mm-dd format | 2010-07-31 |
| SubmissionTransactionTypeCode | 1 character long, where R = Replace, X = Mass Delete | R |
| Fields returned when a Final Order Violation Linkage transaction is accepted: | | |
| <SubmissionAcceptedKey/> | | |
| <EnforcementActionViolationLinkageIdentifier/> | | |
| EnforcementActionIdentifier | 1-20 characters long | AA-0123456789 |
| FinalOrderIdentifier | Number between 0 and 99999 | 0 |
| <DischargeMonitoringReportViolation> | | |
| PermitIdentifier | 9 characters long | AA0123456 |
| PermittedFeatureIdentifier | 3-4 characters long | 001 |
| LimitSetDesignator | 1-2 characters long | A |
| MonitoringPeriodEndDate | Date in yyyy-mm-dd format | 2010-07-31 |

| XML Tag Name | Characteristics | Example Value |
|--|--|---------------|
| SubmissionTransactionTypeCode | 1 character long, where R = Replace, X = Mass Delete | R |
| <DischargeMonitoringReportParameterViolation> | | |
| PermitIdentifier | 9 characters long | AA0123456 |
| PermittedFeatureIdentifier | 3-4 characters long | 001 |
| LimitSetDesignator | 1-2 characters long | A |
| MonitoringPeriodEndDate | Date in yyyy-mm-dd format | 2010-07-31 |
| ParameterCode | 5 characters | 50050 |
| MonitoringSiteDescriptionCode | 1-3 characters long | 1 |
| LimitSeasonNumber | Number between 0 and 12 | 0 |
| <ComplianceScheduleViolation> | | |
| EnforcementActionIdentifier | 1-20 characters long | AA-012356789 |
| FinalOrderIdentifier | Number between 0 and 999 | 0 |
| PermitIdentifier | 9 characters long | AA0123456 |
| ComplianceScheduleNumber | Number between 1 and 999 | 1 |
| ScheduleEventCode | 5 characters long | CS016 |
| ScheduleDate | Date in yyyy-mm-dd format | 2010-07-31 |
| ScheduleViolationCode | 1-3 characters long | C40 |
| <PermitScheduleViolation> | | |
| PermitIdentifier | 9 characters long | AA0123456 |
| NarrativeConditionNumber | Number between 1 and 999 | 1 |
| ScheduleEventCode | 5 characters long | CS016 |
| ScheduleDate | Date in yyyy-mm-dd format | 2010-07-31 |
| ScheduleViolationCode | 1-3 characters long | C40 |
| <SingleEventViolation> | | |
| PermitIdentifier | 9 characters long | AA0123456 |
| SingleEventViolationCode | 5 characters long | AO016 |
| SingleEventViolationDate | Date in yyyy-mm-dd format | 2010-07-31 |
| SubmissionTransactionTypeCode | 1 character long, where R = Replace, X = Mass Delete | R |
| Fields returned when a Discharge Monitoring Report Violation transaction is accepted: | | |
| <SubmissionAcceptedKey/> | | |
| <DMRViolationIdentifier> | | |
| PermitIdentifier | 9 characters long | AA0123456 |
| PermittedFeatureIdentifier | 3-4 characters long | 001 |
| LimitSetDesignator | 1-2 characters long | A |
| MonitoringPeriodEndDate | Date in yyyy-mm-dd format | 2010-07-31 |
| ParameterCode | 5 characters | 50050 |
| MonitoringSiteDescriptionCode | 1-3 characters long | 1 |
| LimitSeasonNumber | Number between 0 and 12 | 0 |
| NumericReportCode | Q1, Q2, C1, C2 or C3 | Q1 |
| NumericReportViolationCode | D or E | E |

| XML Tag Name | | Characteristics | Example Value |
|--|--|---|---------------|
| SubmissionTransactionTypeCode | | 1 character long, where C = Change | C |
| Fields returned when a Compliance Schedule Violation transaction is accepted: | | | |
| <SubmissionAcceptedKey/> | | | |
| <ScheduleEventViolationIdentifier> | | | |
| EnforcementActionIdentifier | | 1-20 characters long | AA-012356789 |
| FinalOrderIdentifier | | Number between 0 and 999 | 0 |
| PermitIdentifier | | 9 characters long | AA0123456 |
| ComplianceScheduleNumber | | Number between 1 and 999 | 1 |
| ScheduleEventCode | | 5 characters long | CS016 |
| ScheduleDate | | Date in yyyy-mm-dd format | 2010-07-31 |
| ScheduleViolationCode | | 1-3 characters long | C40 |
| SubmissionTransactionTypeCode | | 1 character long, where C = Change | C |
| Fields returned when a Permit Schedule Violation transaction is accepted: | | | |
| <SubmissionAcceptedKey/> | | | |
| <ScheduleEventViolationIdentifier> | | | |
| PermitIdentifier | | 9 characters long | AA0123456 |
| NarrativeConditionNumber | | Number between 1 and 999 | 1 |
| ScheduleEventCode | | 5 characters long | CS016 |
| ScheduleDate | | Date in yyyy-mm-dd format | 2010-07-31 |
| ScheduleViolationCode | | 1-3 characters long | C40 |
| SubmissionTransactionTypeCode | | 1 character long, where C = Change | C |
| Fields returned when a Single Event Violation transaction is accepted: | | | |
| <SubmissionAcceptedKey/> | | | |
| <SingleEventViolationIdentifier> | | | |
| PermitIdentifier | | 9 characters long | AA0123456 |
| SingleEventViolationCode | | 5 characters long | AO016 |
| SingleEventViolationDate | | Date in yyyy-mm-dd format | 2010-07-31 |
| SubmissionTransactionTypeCode | | 1 character long, where N = New, C = Change, R = Replace, X = Mass Delete | R |
| Fields returned when a Compliance Schedule transaction is accepted: | | | |
| <SubmissionAcceptedKey/> | | | |
| <ComplianceScheduleIdentifier> | | | |
| EnforcementActionIdentifier | | 1-20 characters long | AA-012356789 |
| FinalOrderIdentifier | | Number between 0 and 999 | 0 |
| PermitIdentifier | | 9 characters long | AA0123456 |
| ComplianceScheduleNumber | | Number between 1 and 999 | 1 |
| SubmissionTransactionTypeCode | | 1 character long, where C = Change | C |
| Fields returned when an Informal Enforcement Action transaction is accepted: | | | |
| <SubmissionAcceptedKey/> | | | |
| <InformalEnforcementActionIdentifier/> | | | |
| EnforcementActionIdentifier | | 1-20 characters long | AA-0123456789 |

| XML Tag Name | Characteristics | Example Value |
|--|---|---------------|
| SubmissionTransactionTypeCode | 1 character long, where N = New, C = Change, R = Replace, X = Mass Delete | R |
| Fields returned when a Formal Enforcement Action transaction is accepted: | | |
| <SubmissionAcceptedKey/> | | |
| <FormalEnforcementActionIdentifier/> | | |
| EnforcementActionIdentifier | 1-20 characters long | AA-0123456789 |
| SubmissionTransactionTypeCode | 1 character long, where N = New, C = Change, R = Replace, X = Mass Delete | R |
| Fields returned when a Final Order transaction is accepted: | | |
| <SubmissionAcceptedKey/> | | |
| <FinalOrderIdentifier/> | | |
| EnforcementActionIdentifier | 1-20 characters long | AA-0123456789 |
| FinalOrderIdentifier | Number between 0 and 99999 | 0 |
| SubmissionTransactionTypeCode | 1 character long, where N = New, C = Change, R = Replace, X = Mass Delete | R |
| Fields returned when a ComplianceMonitoringLinkage transaction is accepted: | | |
| <SubmissionAcceptedKey/> | | |
| <ComplianceMonitoringLinkageIdentifier/> | | |
| ComplianceMonitoringIdentifier | 6 to 25 characters long | AA000N789012 |
| <LinkageSingleEvent> | | |
| PermitIdentifier | 9 characters long | AA0123456 |
| SingleEventViolationCode | 5 characters long | AO016 |
| SingleEventViolationDate | Date in yyyy-mm-dd format | 2010-07-31 |
| <LinkageEnforcementAction> | | |
| EnforcementActionIdentifier | 1-20 characters long | AA-0123456789 |
| <LinkageBiosolidsReport> | | |
| PermitIdentifier | 9 characters long | AA0123456 |
| ReportCoverageEndDate | Date in yyyy-mm-dd format | 2008-01-01 |
| <LinkageCAFOAnnualReport> | | |
| PermitIdentifier | 9 characters long | AA0123456 |
| PermittingAuthorityReportReceivedDate | Date in yyyy-mm-dd format | 2008-01-01 |
| <LinkageCSOEventReport> | | |
| PermitIdentifier | 9 characters long | AA0123456 |
| CSOEventDate | Date in yyyy-mm-dd format | 2008-01-01 |
| <LinkageLocalLimitsReport> | | |
| PermitIdentifier | 9 characters long | AA0123456 |
| LocalLimitsPermittingAuthorityReportReceivedDate | Date in yyyy-mm-dd format | 2008-01-01 |
| <LinkagePretreatmentPerformanceReport> | | |
| PermitIdentifier | 9 characters long | AA0123456 |
| PretreatmentPerformanceSummaryEndDate | Date in yyyy-mm-dd format | 2008-01-01 |

| XML Tag Name | Characteristics | Example Value |
|---|--|--|
| <LinkageSSOAnnualReport> | | |
| PermitIdentifier | 9 characters long | AA0123456 |
| SSOAnnualReportReceivedDate | Date in yyyy-mm-dd format | 2008-01-01 |
| <LinkageSSOEventReport> | | |
| PermitIdentifier | 9 characters long | AA0123456 |
| SSOEventDate | Date in yyyy-mm-dd format | 2008-01-01 |
| <LinkageSSOMonthlyEventReport> | | |
| PermitIdentifier | 9 characters long | AA0123456 |
| SSOMonthlyReportReceivedDate | Date in yyyy-mm-dd format | 2008-01-01 |
| <LinkageSWEEventReport> | | |
| PermitIdentifier | 9 characters long | AA0123456 |
| DateStormEventSampled | Date in yyyy-mm-dd format | 2008-01-01 |
| <SWIndustrialAnnualReportIdentifier/> | | |
| PermitIdentifier | 9 characters long | AA0123456 |
| IndustrialStormWaterAnnualReportReceivedDate | Date in yyyy-mm-dd format | 2008-01-01 |
| <LinkageSWMS4Report> | | |
| PermitIdentifier | 9 characters long | AA0123456 |
| StormWaterMS4ReportReceivedDate | Date in yyyy-mm-dd format | 2008-01-01 |
| <LinkageStateComplianceMonitoring/> | | |
| ComplianceMonitoringIdentifier | 6 to 25 characters long | AA000N789012 |
| <LinkageFederalComplianceMonitoring/> | | |
| ComplianceMonitoringIdentifier | 6 to 25 characters long | AA000F789012 |
| SubmissionTransactionTypeCode | 1 character long, where R = Replace, X = Mass Delete | R |
| Fields returned when a warning exists for a transaction: | | |
| <AcceptedReport/> | | |
| InformationCode | 5-6 characters long | DMR300 |
| InformationTypeCode | "Information" or "Warning" | Warning |
| InformationDescription | 1-4000 characters long | Warning: The following Numeric Condition Quantity(ies) has a Percent Exceedence greater than 500%. |

Table 7-3 - XML Tags Contained in the Accepted Transaction Results XML

7.2.3 Rejected Transaction Results XML

The Rejected Transaction Results XML provides the transaction type and key data fields for each record that was processed by ICIS batch. All error messages ICIS Batch recorded while processing a record will be displayed on the Rejected Transaction Results XML Report. The report is sorted in ascending order by the following groups: User ID, Submission Type, and then

Key Values. Figure 7-5 shows an example of a Rejected Transaction Results XML with two transactions having errors. Note that tags in bold are mandatory, tags in green may be repeated and tags in blue are mandatory only if their parent tag is present.

```
<?xml version="1.0" encoding="UTF-8"?>
<SubmissionResponse xmlns="http://www.exchange-network.net/schema/icis/1" xmlns:uri="http://www.w3.org/2001/XMLSchema-instance" uri:schemaLocation="http://www.exchange-network.net/schema/icis/1
http://www.exchange-network.net/schema/icis/1/ICIS_RF_SubmissionResponse_v1.xsd">
  <TransactionIdentifier>0001-1234-0001-1234</TransactionIdentifier>
  <SubmissionDate>2010-08-15</SubmissionDate>
  <ProcessedDate>2010-08-15</ProcessedDate>
  <SubmittingParty>
    <TestID/></TestID>
    <SubmissionType>
      <SubmissionTypeCode>Permit/Permit/SubmissionTypeCode>
      <SubmissionError>
        <SubmissionErrorCode>
          <PermitEventIdentifier>
            <PermitIdentifier>AA0706100</PermitIdentifier>
            <PermitEventIdentifier>
              <PermitEventIdentifier>
                <SubmissionTransactionTypeCode>Permit/SubmissionTransactionTypeCode>
              </SubmissionTransactionTypeCode>
            </PermitEventIdentifier>
          </PermitEventIdentifier>
          <ErrorReport>
            <ErrorTypeCode>Permit/PermitCode>
            <ErrorTypeCode>Permit/PermitCode>
            <ErrorDescription>Permit Identifier must be entered because Permit Type Code is ICI.</ErrorDescription>
          </ErrorReport>
        </SubmissionError>
      </SubmissionError>
    </SubmissionType>
    <SubmissionTypeCode>Permit Tracking Event/SubmissionTypeCode>
    <SubmissionError>
      <SubmissionErrorCode>
        <PermitTrackingEventIdentifier>
          <PermitIdentifier>AA0706100</PermitIdentifier>
          <PermitTrackingEventCode>Permit/PermitTrackingEventCode>
          <PermitTrackingEventCode>Permit/PermitTrackingEventCode>
          <PermitTrackingEventCode>Permit/PermitTrackingEventCode>
          <PermitTrackingEventIdentifier>
            <SubmissionTransactionTypeCode>Permit/SubmissionTransactionTypeCode>
          </SubmissionTransactionTypeCode>
        </PermitTrackingEventIdentifier>
        <ErrorReport>
          <ErrorTypeCode>Permit/PermitCode>
          <ErrorTypeCode>Permit/PermitCode>
          <ErrorDescription>Permit Identifier must be entered because Permit Type Code is ICI.</ErrorDescription>
        </ErrorReport>
      </SubmissionError>
    </SubmissionError>
  </SubmittingParty>
</SubmissionResponse>
```

Figure 7-5 - Rejected Transaction Results XML with Two Transactions

If no transactions were rejected, the Rejected Transaction Results XML returned by ICIS will only contain the SubmissionResponse, TransactionIdentifier, SubmissionDate and ProcessedDate tags as shown in Figure 7-6.

```
<?xml version="1.0" encoding="UTF-8"?>
<SubmissionResponse xmlns="http://www.exchange-network.net/schema/icis/1" xmlns:uri="http://www.w3.org/2001/XMLSchema-instance" uri:schemaLocation="http://www.exchange-network.net/schema/icis/1
http://www.exchange-network.net/schema/icis/1/ICIS_RF_SubmissionResponse_v1.xsd">
  <TransactionIdentifier>0001-1234-0001-1234</TransactionIdentifier>
  <SubmissionDate>2010-08-15</SubmissionDate>
  <ProcessedDate>2010-08-15</ProcessedDate>
</SubmissionResponse>
```

Figure 7-6 - Rejected Transaction Results XML When All Transactions Are Accepted

Table 7-4 lists the tags that are included in the Rejected Transaction Results XML and provides examples of data that may be included in the tag. The XML Tag Name column lists the tag and parent tag for each group of data sent to the user. Parent tags are listed in bold. The Characteristics column lists the type of data element and size or allowable contents. The Example Value column lists a sample value for the data tag in the Rejected Transaction Results XML.

The first group of tags in the table contains global tags that are included in all Rejected Transaction Results XML. The next group of tags is User ID which is used to group all transactions submitted by the same User ID. Following User ID is Submission Type which is used to group all transactions for the same Submission Type. All subsequent groups listed in the table are the tags that are displayed when a particular transaction was rejected for the batch XML submission.

| XML Tag Name | | Characteristics | Example Value |
|---|--|---|---------------------|
| Fields returned with each result XML document: | | | |
| <SubmissionResponse/> | | | |
| TransactionIdentifier (identifier returned to user from CDX after the batch submission) | | 1-40 characters long | asdf-1234-sefa-1234 |
| SubmissionDate (date of XML Submission) | | Date in yyyy-mm-dd format | 2010-08-13 |
| ProcessedDate (date the batch was processed) | | Date in yyyy-mm-dd format | 2010-08-13 |
| Fields returned for each User ID submitted: | | | |
| <SubmittingParty/> | | | |
| UserID | | 3-30 characters long. This is the same as the ICIS ID provided in the XML submission file's <ID> tag. | ABC |
| Fields returned for each Submission Type submitted: | | | |
| <SubmissionType/> | | | |

| XML Tag Name | | Characteristics | Example Value |
|--|--|---|---------------|
| SubmissionTypeName | | 1-50 characters long, where choices are: Basic Permit Biosolids Permit Biosolids Program Report CAFO Annual Report CAFO Permit Compliance Monitoring Linkage Compliance Monitoring Compliance Schedule CSO EventReport CSO Permit Discharge Monitoring Report DMR Program Report Linkage DMR Violation Effluent Trade Partner Enforcement Action Milestone Enforcement Action Violation Key Formal Enforcement Action General Permit Informal Enforcement Action Limit Set Limits Local Limits Program Report Master General Permit Narrative Condition Schedule Parameter Limits Permit Reissuance Permitted Feature Permit Tracking Event Pretreatment Permit Pretreatment Performance Summary Schedule Event Violation Single Event Violation SSO Annual Report SSO Event Report SSO Monthly Event Report POTW Permit SW Construction Permit SW Event Report SW Industrial Annual Report SW Industrial Permit SW MS4 Large Permit SW MS4 Program Report SW MS4 Small Permit Unpermitted Facility | Basic Permit |
| Fields returned when a Basic Permit, General Permit Covered Facility, Master General Permit, Permit Component, Permit Reissuance or Unpermitted Facility transaction is rejected: | | | |
| <SubmissionErrorKey/> | | | |
| <PermitRecordIdentifier/> | | | |
| PermitIdentifier | | 9 characters long | AA00789012 |
| SubmissionTransactionTypeCode | | 1 character long, where N = New, C = Change, R = Replace, D = Delete, X = Mass Delete | R |
| Fields returned when a Discharge Monitoring Report transaction is rejected: | | | |
| <SubmissionErrorKey/> | | | |
| <DischargeMonitoringReportIdentifier/> | | | |
| PermitIdentifier | | 9 characters long | AA0123456 |

| XML Tag Name | | Characteristics | Example Value |
|---|--|---|---------------|
| PermittedFeatureIdentifier | | 3-4 characters long | 001 |
| LimitSetDesignator | | 1-2 characters long | A |
| MonitoringPeriodEndDate | | Date in yyyy-mm-dd format | 2010-07-31 |
| SubmissionTransactionTypeCode | | 1 character long, where N = New, C = Change, R = Replace, D = Delete, X = Mass Delete | R |
| Fields returned when a Limit Set transaction is rejected: | | | |
| <SubmissionErrorKey/> | | | |
| <LimitSetIdentifier/> | | | |
| PermitIdentifier | | 9 characters long | AA0123456 |
| PermittedFeatureIdentifier | | 3-4 characters long | 001 |
| LimitSetDesignator | | 1-2 characters long | A |
| SubmissionTransactionTypeCode | | 1 character long, where N = New, C = Change, R = Replace, D = Delete, X = Mass Delete | R |
| Fields returned when a Limit Segment transaction is rejected: | | | |
| <SubmissionErrorKey/> | | | |
| <LimitSegmentIdentifier/> | | | |
| PermitIdentifier | | 9 characters long | AA0123456 |
| PermittedFeatureIdentifier | | 3-4 characters long | 001 |
| LimitSetDesignator | | 1-2 characters long | A |
| ParameterCode | | 5 characters long | 10350 |
| MonitoringSiteDescriptionCode | | 1 character long | 0 |
| LimitSeasonNumber | | Integer between 0 and 12 | 0 |
| LimitStartDate | | Date in yyyy-mm-dd format | 2008-01-01 |
| LimitEndDate | | Date in yyyy-mm-dd format | 2008-12-31 |
| SubmissionTransactionTypeCode | | 1 character long, where N = New, C = Change, R = Replace, D = Delete, X = Mass Delete | C |
| Fields returned when a Narrative Condition Schedule transaction is rejected: | | | |
| < SubmissionErrorKey/> | | | |
| <NarrativeConditionScheduleIdentifier/> | | | |
| PermitIdentifier | | 9 characters long | AA0123456 |
| NarrativeConditionNumber | | 3 characters long | 002 |
| SubmissionTransactionTypeCode | | 1 character long, where N = New, C = Change, R = Replace, D = Delete, X = Mass Delete | R |
| Fields returned when a Parameter DMR transaction is rejected: | | | |
| < SubmissionErrorKey/> | | | |
| <DMRParameterIdentifier/> | | | |
| PermitIdentifier | | 9 characters long | AA0123456 |
| PermittedFeatureIdentifier | | 3-4 characters long | 001 |
| LimitSetDesignator | | 1-2 characters long | A |
| MonitoringPeriodEndDate | | Date in yyyy-mm-dd format | 2010-07-31 |
| ParameterCode | | 5 characters long | 10350 |
| MonitoringSiteDescriptionCode | | 1 character long | 0 |
| LimitSeasonNumber | | Integer between 0 and 12 | 0 |

| XML Tag Name | | Characteristics | Example Value |
|--|--|---|----------------|
| SubmissionTransactionTypeCode | | 1 character long, where N = New, C = Change, R = Replace, D = Delete, X = Mass Delete | R |
| Fields returned when a Parameter Limits transaction is rejected: | | | |
| < SubmissionErrorKey/> | | | |
| <ParameterLimitIdentifier/> | | | |
| PermitIdentifier | | 9 characters long | AA0123456 |
| PermittedFeatureIdentifier | | 3-4 characters long | 001 |
| LimitSetDesignator | | 1-2 characters long | A |
| ParameterCode | | 5 characters long | 10350 |
| MonitoringSiteDescriptionCode | | 1 character long | 0 |
| LimitSeasonNumber | | Integer between 0 and 12 | 0 |
| SubmissionTransactionTypeCode | | 1 character long, where N = New, C = Change, R = Replace, D = Delete, X = Mass Delete | R |
| Fields returned when a Permit Tracking Event transaction is rejected: | | | |
| < SubmissionErrorKey/> | | | |
| <PermitTrackingEventIdentifier/> | | | |
| PermitIdentifier | | 9 characters long | AA0123456 |
| PermitTrackingEventCode | | 1-3 characters long | ABC |
| PermitTrackingEventDate | | Date in yyyy-mm-dd format | 2008-01-01 |
| SubmissionTransactionTypeCode | | 1 character long, where N = New, C = Change, R = Replace, D = Delete, X = Mass Delete | R |
| Fields returned when a Permitted Feature transaction is rejected: | | | |
| < SubmissionErrorKey/> | | | |
| <PermittedFeatureRecordIdentifier/> | | | |
| PermitIdentifier | | 9 characters long | AA0123456 |
| PermittedFeatureIdentifier | | 3-4 characters long | 001 |
| SubmissionTransactionTypeCode | | 1 character long, where N = New, C = Change, R = Replace, D = Delete, X = Mass Delete | R |
| Fields returned when a State Compliance Monitoring transaction is rejected: | | | |
| <SubmissionErrorKey/> | | | |
| <StateNPDESComplianceMonitoringIdentifier/> | | | |
| ComplianceMonitoringIdentifier | | 6 to 25 characters long | AA000N00789012 |
| SubmissionTransactionTypeCode | | 1 character long, where N = New, C = Change, R = Replace, D = Delete, X = Mass Delete | R |
| Fields returned when a Federal Compliance Monitoring transaction is rejected: | | | |
| <SubmissionErrorKey/> | | | |
| <PermitRecordIdentifier/> | | | |
| ComplianceMonitoringIdentifier | | 6 to 25 characters long | AA000F00789012 |
| ComplianceMonitoringDate | | Date in yyyy-mm-dd format | 2011-06-07 |
| SubmissionTransactionTypeCode | | 1 character long, where N = New, C = Change, R = Replace, D = Delete, X = Mass Delete | R |
| Fields returned when a Biosolids Program Report transaction is rejected: | | | |
| <SubmissionErrorKey/> | | | |
| <BiosolidsProgramReportIdentifier/> | | | |

| XML Tag Name | | Characteristics | Example Value |
|--|--|--|---------------|
| PermitIdentifier | | 9 characters long | AA0123456 |
| ReportCoverageEndDate | | Date in yyyy-mm-dd format | 2008-01-01 |
| SubmissionTransactionTypeCode | | 1 character long, where R = Replace, X = Mass Delete | R |
| Fields returned when a CAFO Program Report transaction is rejected: | | | |
| <SubmissionErrorKey/> | | | |
| <CAFOAnnualProgramReportIdentifier/> | | | |
| PermitIdentifier | | 9 characters long | AA0123456 |
| PermittingAuthorityReportReceivedDate | | Date in yyyy-mm-dd format | 2008-01-01 |
| SubmissionTransactionTypeCode | | 1 character long, where R = Replace, X = Mass Delete | R |
| Fields returned when a CSO Event Report transaction is rejected: | | | |
| <SubmissionErrorKey/> | | | |
| <CSOEventReportIdentifier/> | | | |
| PermitIdentifier | | 9 characters long | AA0123456 |
| CSOEventDate | | Date in yyyy-mm-dd format | 2008-01-01 |
| SubmissionTransactionTypeCode | | 1 character long, where R = Replace, X = Mass Delete | R |
| Fields returned when a Local Limits Program Report transaction is rejected: | | | |
| <SubmissionErrorKey/> | | | |
| <LocalLimitsProgramReportIdentifier/> | | | |
| PermitIdentifier | | 9 characters long | AA0123456 |
| LocalLimitsPermittingAuthorityReportReceivedDate | | Date in yyyy-mm-dd format | 2008-01-01 |
| SubmissionTransactionTypeCode | | 1 character long, where R = Replace, X = Mass Delete | R |
| Fields returned when a Pretreatment Performance Summary Report transaction is rejected: | | | |
| <SubmissionErrorKey/> | | | |
| <PretreatmentPerformanceSummaryIdentifier/> | | | |
| PermitIdentifier | | 9 characters long | AA0123456 |
| PretreatmentPerformanceSummaryEndDate | | Date in yyyy-mm-dd format | 2008-01-01 |
| SubmissionTransactionTypeCode | | 1 character long, where R = Replace, X = Mass Delete | R |
| Fields returned when a SSO Annual Report transaction is rejected: | | | |
| <SubmissionErrorKey/> | | | |
| <SSOAnnualReportIdentifier/> | | | |
| PermitIdentifier | | 9 characters long | AA0123456 |
| SSOAnnualReportReceivedDate | | Date in yyyy-mm-dd format | 2008-01-01 |
| SubmissionTransactionTypeCode | | 1 character long, where R = Replace, X = Mass Delete | R |
| Fields returned when a SSO Event Report transaction is rejected: | | | |
| <SubmissionErrorKey/> | | | |
| <SSOEventReportIdentifier/> | | | |

| XML Tag Name | | Characteristics | Example Value |
|---|--|--|---------------|
| PermitIdentifier | | 9 characters long | AA0123456 |
| SSOEventDate | | Date in yyyy-mm-dd format | 2008-01-01 |
| SubmissionTransactionTypeCode | | 1 character long, where R = Replace, X = Mass Delete | R |
| Fields returned when a SSO Monthly Event Report transaction is rejected: | | | |
| <SubmissionErrorKey/> | | | |
| <SSOMonthlyEventReportIdentifier/> | | | |
| PermitIdentifier | | 9 characters long | AA0123456 |
| SSOMonthlyReportReceivedDate | | Date in yyyy-mm-dd format | 2008-01-01 |
| SubmissionTransactionTypeCode | | 1 character long, where R = Replace, X = Mass Delete | R |
| Fields returned when a Storm Water Event Report transaction is rejected: | | | |
| <SubmissionErrorKey/> | | | |
| <SWEventReportIdentifier/> | | | |
| PermitIdentifier | | 9 characters long | AA0123456 |
| DateStormEventSampled | | Date in yyyy-mm-dd format | 2008-01-01 |
| SubmissionTransactionTypeCode | | 1 character long, where R = Replace, X = Mass Delete | R |
| Fields returned when a Storm Water Industrial Annual Report transaction is rejected: | | | |
| <SubmissionAcceptedKey/> | | | |
| <SWIndustrialAnnualReportIdentifier/> | | | |
| PermitIdentifier | | 9 characters long | AA0123456 |
| IndustrialStormWaterAnnualReportReceivedDate | | Date in yyyy-mm-dd format | 2008-01-01 |
| SubmissionTransactionTypeCode | | 1 character long, where R = Replace, X = Mass Delete | R |
| Fields returned when a Storm Water MS4 Program Report transaction is rejected: | | | |
| <SubmissionErrorKey/> | | | |
| <SWMS4ProgramReportIdentifier/> | | | |
| PermitIdentifier | | 9 characters long | AA0123456 |
| StormWaterMS4ReportReceivedDate | | Date in yyyy-mm-dd format | 2008-01-01 |
| SubmissionTransactionTypeCode | | 1 character long, where R = Replace, X = Mass Delete | R |
| Fields returned when a DMR Program Report Linkage transaction is rejected: | | | |
| <SubmissionErrorKey/> | | | |
| <DMRProgramReportIdentifier/> | | | |
| PermitIdentifier | | 9 characters long | AA0123456 |
| PermittedFeatureIdentifier | | 3-4 characters long | 001 |
| LimitSetDesignator | | 1-2 characters long | A |
| MonitoringPeriodEndDate | | Date in yyyy-mm-dd format | 2010-07-31 |
| <LinkageBiosolidsReport> | | | |
| PermitIdentifier | | 9 characters long | AA0123456 |
| ReportCoverageEndDate | | Date in yyyy-mm-dd format | 2008-01-01 |
| <LinkageSWEventReport> | | | |

| XML Tag Name | Characteristics | Example Value |
|--|---|---------------|
| PermitIdentifier | 9 characters long | AA0123456 |
| DateStormEventSampled | Date in yyyy-mm-dd format | 2008-01-01 |
| SubmissionTransactionTypeCode | 1 character long, where R = Replace, X = Mass Delete | R |
| Fields returned when a DMR Violation transaction is rejected: | | |
| <SubmissionErrorKey/> | | |
| <DMRViolationIdentifier/> | | |
| PermitIdentifier | 9 characters long | AA0123456 |
| PermittedFeatureIdentifier | 3-4 characters long | 001 |
| LimitSetDesignator | 1-2 characters long | A |
| MonitoringPeriodEndDate | Date in yyyy-mm-dd format | 2010-07-31 |
| ParameterCode | 5 characters | 50050 |
| MonitoringSiteDescriptionCode | 1-3 characters long | 1 |
| LimitSeasonNumber | Number between 0 and 12 | 0 |
| NumericReportCode | Q1, Q2, C1, C2 or C3 | Q1 |
| NumericReportViolationCode | D or E | D |
| SubmissionTransactionTypeCode | 1 character long, where C = Change | C |
| Fields returned when an Effluent Trade Partner transaction is rejected: | | |
| <SubmissionErrorKey/> | | |
| <EffluentTradePartnerIdentifier/> | | |
| PermitIdentifier | 9 characters long | AA0123456 |
| PermittedFeatureIdentifier | 3-4 characters long | 001 |
| LimitSetDesignator | 1-2 characters long | A |
| MonitoringPeriodEndDate | Date in yyyy-mm-dd format | 2010-07-31 |
| ParameterCode | 5 characters | 50050 |
| MonitoringSiteDescriptionCode | 1-3 characters long | 1 |
| LimitSeasonNumber | Number between 0 and 12 | 0 |
| LimitStartDate | Date in yyyy-mm-dd format | 2010-07-31 |
| LimitEndDate | Date in yyyy-mm-dd format | 2010-07-31 |
| LimitModificationEffectiveDate | Date in yyyy-mm-dd format | 2010-07-31 |
| TradeID | 1-30 characters long | WY15 |
| SubmissionTransactionTypeCode | 1 character long, where N = New, C = Change, R = Replace, D = Delete, X = Mass Delete | R |
| Fields returned when an Enforcement Action Milestone transaction is rejected: | | |
| <SubmissionErrorKey/> | | |
| <EffluentTradePartnerIdentifier/> | | |
| EnforcementActionIdentifier | 1-20 characters long | AA-0123456789 |
| MilestoneTypeCode | 1-5 characters long | CPOA |
| SubmissionTransactionTypeCode | 1 character long, where R = Replace | R |
| Fields returned when an Enforcement Action Violation Linkage transaction is rejected: | | |
| <SubmissionErrorKey/> | | |
| <EnforcementActionViolationLinkageIdentifier/> | | |

| XML Tag Name | | Characteristics | Example Value |
|--|--|--|---------------|
| EnforcementActionIdentifier | | 1-20 characters long | AA-0123456789 |
| <DischargeMonitoringReportViolation> | | | |
| PermitIdentifier | | 9 characters long | AA0123456 |
| PermittedFeatureIdentifier | | 3-4 characters long | 001 |
| LimitSetDesignator | | 1-2 characters long | A |
| MonitoringPeriodEndDate | | Date in yyyy-mm-dd format | 2010-07-31 |
| SubmissionTransactionTypeCode | | 1 character long, where R = Replace, X = Mass Delete | R |
| <DischargeMonitoringReportParameterViolation> | | | |
| PermitIdentifier | | 9 characters long | AA0123456 |
| PermittedFeatureIdentifier | | 3-4 characters long | 001 |
| LimitSetDesignator | | 1-2 characters long | A |
| MonitoringPeriodEndDate | | Date in yyyy-mm-dd format | 2010-07-31 |
| ParameterCode | | 5 characters | 50050 |
| MonitoringSiteDescriptionCode | | 1-3 characters long | 1 |
| LimitSeasonNumber | | Number between 0 and 12 | 0 |
| <ComplianceScheduleViolation> | | | |
| PermitIdentifier | | 9 characters long | AA0123456 |
| ComplianceScheduleNumber | | Number between 1 and 999 | 1 |
| ScheduleEventCode | | 5 characters long | CS016 |
| ScheduleDate | | Date in yyyy-mm-dd format | 2010-07-31 |
| <PermitScheduleViolation> | | | |
| PermitIdentifier | | 9 characters long | AA0123456 |
| NarrativeConditionNumber | | Number between 1 and 999 | 1 |
| ScheduleEventCode | | 5 characters long | CS016 |
| ScheduleDate | | Date in yyyy-mm-dd format | 2010-07-31 |
| <SingleEventViolation> | | | |
| PermitIdentifier | | 9 characters long | AA0123456 |
| SingleEventViolationCode | | 5 characters long | AO016 |
| SingleEventViolationDate | | Date in yyyy-mm-dd format | 2010-07-31 |
| SubmissionTransactionTypeCode | | 1 character long, where R = Replace, X = Mass Delete | R |
| Fields returned when a Final Order Violation Linkage transaction is rejected: | | | |
| <SubmissionErrorKey/> | | | |
| <EnforcementActionViolationLinkageIdentifier/> | | | |
| EnforcementActionIdentifier | | 1-20 characters long | AA-0123456789 |
| FinalOrderIdentifier | | Number between 0 and 99999 | 0 |
| <DischargeMonitoringReportViolation> | | | |
| PermitIdentifier | | 9 characters long | AA0123456 |
| PermittedFeatureIdentifier | | 3-4 characters long | 001 |
| LimitSetDesignator | | 1-2 characters long | A |

| XML Tag Name | | Characteristics | Example Value |
|--|--|--|---------------|
| MonitoringPeriodEndDate | | Date in yyyy-mm-dd format | 2010-07-31 |
| SubmissionTransactionTypeCode | | 1 character long, where R = Replace, X = Mass Delete | R |
| <DischargeMonitoringReportParameterViolation> | | | |
| PermitIdentifier | | 9 characters long | AA0123456 |
| PermittedFeatureIdentifier | | 3-4 characters long | 001 |
| LimitSetDesignator | | 1-2 characters long | A |
| MonitoringPeriodEndDate | | Date in yyyy-mm-dd format | 2010-07-31 |
| ParameterCode | | 5 characters | 50050 |
| MonitoringSiteDescriptionCode | | 1-3 characters long | 1 |
| LimitSeasonNumber | | Number between 0 and 12 | 0 |
| <ComplianceScheduleViolation> | | | |
| EnforcementActionIdentifier | | 1-20 characters long | AA-012356789 |
| FinalOrderIdentifier | | Number between 0 and 999 | 0 |
| PermitIdentifier | | 9 characters long | AA0123456 |
| ComplianceScheduleNumber | | Number between 1 and 999 | 1 |
| ScheduleEventCode | | 5 characters long | CS016 |
| ScheduleDate | | Date in yyyy-mm-dd format | 2010-07-31 |
| ScheduleViolationCode | | 1-3 characters long | C40 |
| <PermitScheduleViolation> | | | |
| PermitIdentifier | | 9 characters long | AA0123456 |
| NarrativeConditionNumber | | Number between 1 and 999 | 1 |
| ScheduleEventCode | | 5 characters long | CS016 |
| ScheduleDate | | Date in yyyy-mm-dd format | 2010-07-31 |
| ScheduleViolationCode | | 1-3 characters long | C40 |
| <SingleEventViolation> | | | |
| PermitIdentifier | | 9 characters long | AA0123456 |
| SingleEventViolationCode | | 5 characters long | AO016 |
| SingleEventViolationDate | | Date in yyyy-mm-dd format | 2010-07-31 |
| SubmissionTransactionTypeCode | | 1 character long, where R = Replace, X = Mass Delete | R |
| Fields returned when a Discharge Monitoring Report Violation transaction is rejected: | | | |
| <SubmissionErrorKey/> | | | |
| <DMRViolationIdentifier> | | | |
| PermitIdentifier | | 9 characters long | AA0123456 |
| PermittedFeatureIdentifier | | 3-4 characters long | 001 |
| LimitSetDesignator | | 1-2 characters long | A |
| MonitoringPeriodEndDate | | Date in yyyy-mm-dd format | 2010-07-31 |
| ParameterCode | | 5 characters | 50050 |
| MonitoringSiteDescriptionCode | | 1-3 characters long | 1 |
| LimitSeasonNumber | | Number between 0 and 12 | 0 |
| NumericReportCode | | Q1, Q2, C1, C2 or C3 | Q1 |

| XML Tag Name | | Characteristics | Example Value |
|--|--|---|---------------|
| NumericReportViolationCode | | D or E | E |
| SubmissionTransactionTypeCode | | 1 character long, where C = Change | C |
| Fields returned when a Compliance Schedule Violation transaction is rejected: | | | |
| <SubmissionErrorKey/> | | | |
| <ScheduleEventViolationIdentifier> | | | |
| EnforcementActionIdentifier | | 1-20 characters long | AA-012356789 |
| FinalOrderIdentifier | | Number between 0 and 999 | 0 |
| PermitIdentifier | | 9 characters long | AA0123456 |
| ComplianceScheduleNumber | | Number between 1 and 999 | 1 |
| ScheduleEventCode | | 5 characters long | CS016 |
| ScheduleDate | | Date in yyyy-mm-dd format | 2010-07-31 |
| ScheduleViolationCode | | 1-3 characters long | C40 |
| SubmissionTransactionTypeCode | | 1 character long, where C = Change | C |
| Fields returned when a Permit Schedule Violation transaction is rejected: | | | |
| <SubmissionErrorKey/> | | | |
| <ScheduleEventViolationIdentifier> | | | |
| PermitIdentifier | | 9 characters long | AA0123456 |
| NarrativeConditionNumber | | Number between 1 and 999 | 1 |
| ScheduleEventCode | | 5 characters long | CS016 |
| ScheduleDate | | Date in yyyy-mm-dd format | 2010-07-31 |
| ScheduleViolationCode | | 1-3 characters long | C40 |
| SubmissionTransactionTypeCode | | 1 character long, where C = Change | C |
| Fields returned when a Single Event Violation transaction is rejected: | | | |
| <SubmissionErrorKey/> | | | |
| <SingleEventViolationIdentifier> | | | |
| PermitIdentifier | | 9 characters long | AA0123456 |
| SingleEventViolationCode | | 5 characters long | AO016 |
| SingleEventViolationDate | | Date in yyyy-mm-dd format | 2010-07-31 |
| SubmissionTransactionTypeCode | | 1 character long, where N = New, C = Change, R = Replace, X = Mass Delete | R |
| Fields returned when a Compliance Schedule transaction is accepted: | | | |
| <SubmissionErrorKey/> | | | |
| <ComplianceScheduleIdentifier> | | | |
| EnforcementActionIdentifier | | 1-20 characters long | AA-012356789 |
| FinalOrderIdentifier | | Number between 0 and 999 | 0 |
| PermitIdentifier | | 9 characters long | AA0123456 |
| ComplianceScheduleNumber | | Number between 1 and 999 | 1 |
| SubmissionTransactionTypeCode | | 1 character long, where C = Change | C |
| Fields returned when an Informal Enforcement Action transaction is rejected: | | | |
| <SubmissionErrorKey/> | | | |
| <InformalEnforcementActionIdentifier/> | | | |

| XML Tag Name | | Characteristics | Example Value |
|--|--|---|----------------|
| EnforcementActionIdentifier | | 1-20 characters long | AA-0123456789 |
| SubmissionTransactionTypeCode | | 1 character long, where N = New, C = Change, R = Replace, X = Mass Delete | R |
| Fields returned when a Formal Enforcement Action transaction is rejected: | | | |
| <SubmissionErrorKey/> | | | |
| <FormalEnforcementActionIdentifier/> | | | |
| EnforcementActionIdentifier | | 1-20 characters long | AA-0123456789 |
| SubmissionTransactionTypeCode | | 1 character long, where N = New, C = Change, R = Replace, X = Mass Delete | R |
| Fields returned when a Final Order transaction is rejected: | | | |
| <SubmissionErrorKey/> | | | |
| <FinalOrderIdentifier/> | | | |
| EnforcementActionIdentifier | | 1-20 characters long | AA-0123456789 |
| FinalOrderIdentifier | | Number between 0 and 99999 | 0 |
| SubmissionTransactionTypeCode | | 1 character long, where N = New, C = Change, R = Replace, X = Mass Delete | R |
| Fields returned when a ComplianceMonitoringLinkage transaction is rejected: | | | |
| <SubmissionErrorKey/> | | | |
| <ComplianceMonitoringLinkageIdentifier/> | | | |
| ComplianceMonitoringIdentifier | | 6 to 25 characters long | AA000N00789012 |
| <LinkageSingleEvent> | | | |
| PermitIdentifier | | 9 characters long | AA0123456 |
| SingleEventViolationCode | | 5 characters long | AO016 |
| SingleEventViolationDate | | Date in yyyy-mm-dd format | 2010-07-31 |
| <LinkageEnforcementAction> | | | |
| EnforcementActionIdentifier | | 1-20 characters long | AA-0123456789 |
| <LinkageBiosolidsReport> | | | |
| PermitIdentifier | | 9 characters long | AA0123456 |
| ReportCoverageEndDate | | Date in yyyy-mm-dd format | 2008-01-01 |
| <LinkageCAFOAnnualReport> | | | |
| PermitIdentifier | | 9 characters long | AA0123456 |
| PermittingAuthorityReportReceivedDate | | Date in yyyy-mm-dd format | 2008-01-01 |
| <LinkageCSOEventReport> | | | |
| PermitIdentifier | | 9 characters long | AA0123456 |
| CSOEventDate | | Date in yyyy-mm-dd format | 2008-01-01 |
| <LinkageLocalLimitsReport> | | | |
| PermitIdentifier | | 9 characters long | AA0123456 |
| LocalLimitsPermittingAuthorityReportReceivedDate | | Date in yyyy-mm-dd format | 2008-01-01 |
| <LinkagePretreatmentPerformanceReport> | | | |
| PermitIdentifier | | 9 characters long | AA0123456 |

| XML Tag Name | | Characteristics | Example Value |
|---|--|--|--|
| PretreatmentPerformanceSummaryEndDate | | Date in yyyy-mm-dd format | 2008-01-01 |
| <LinkageSSOAnnualReport> | | | |
| PermitIdentifier | | 9 characters long | AA0123456 |
| SSOAnnualReportReceivedDate | | Date in yyyy-mm-dd format | 2008-01-01 |
| <LinkageSSOEventReport> | | | |
| PermitIdentifier | | 9 characters long | AA0123456 |
| SSOEventDate | | Date in yyyy-mm-dd format | 2008-01-01 |
| <LinkageSSOMonthlyEventReport> | | | |
| PermitIdentifier | | 9 characters long | AA0123456 |
| SSOMonthlyReportReceivedDate | | Date in yyyy-mm-dd format | 2008-01-01 |
| <LinkageSWEEventReport> | | | |
| PermitIdentifier | | 9 characters long | AA0123456 |
| DateStormEventSampled | | Date in yyyy-mm-dd format | 2008-01-01 |
| <SWIndustrialAnnualReportIdentifier/> | | | |
| PermitIdentifier | | 9 characters long | AA0123456 |
| IndustrialStormWaterAnnualReportReceivedDate | | Date in yyyy-mm-dd format | 2008-01-01 |
| <LinkageSWMS4Report> | | | |
| PermitIdentifier | | 9 characters long | AA0123456 |
| StormWaterMS4ReportReceivedDate | | Date in yyyy-mm-dd format | 2008-01-01 |
| <LinkageStateComplianceMonitoring/> | | | |
| ComplianceMonitoringIdentifier | | 6 to 25 characters long | AA000N00789012 |
| <LinkageFederalComplianceMonitoring/> | | | |
| ComplianceMonitoringIdentifier | | 6 to 25 characters long | AA000N00789012 |
| SubmissionTransactionTypeCode | | 1 character long, where R = Replace, X = Mass Delete | R |
| Fields returned when An error exists for a transaction: | | | |
| <ErrorReport/> | | | |
| ErrorCode | | 5-7 characters long | BP170 |
| ErrorTypeCode | | "Error" | Error |
| ErrorDescription | | 1-4000 characters long | Receiving Permit Identifier must be entered because Permit Type Code is IIU. |

Table 7-4 - XML Tags Contained in the Rejected Transaction Results XML

7.2.4 Transaction Summary Results XML

The Transaction Summary Results XML provides information about all transactions that were submitted in the batch. The report is sorted in the following order: User ID and then Submission Type. The Transaction Summary Report provides the total number of transactions accepted, total number of transactions rejected, and the percentage of transactions accepted at the submission

level. At the batch level, the Transaction Summary Report provides the total number of submissions and the total percentage of transactions accepted for the entire batch. Figure 7-7 shows an example of a Transaction Summary Results XML. Note that tags in bold are mandatory, tags in green may be repeated and tags in blue are mandatory only if their parent tag is present.

```
<?xml version="1.0" encoding="UTF-8"?>
<SubmissionResponse xmlns="http://www.exchange-network.net/schema/icis/3" xmlns:uri="http://www.w3.org/2001/XMLSchema-instance" uri:schemaLocation="http://www.exchange-network.net/schema/icis/3
http://www.exchange-network.net/schema/icis/1/ICIS-RF-SubmissionResponse_v1.0a.xsd">
  <TransactionIdentifier>and-1234-asfa-1234</TransactionIdentifier>
  <SubmissionDate>2018-08-13</SubmissionDate>
  <ProcessDate>2018-08-13</ProcessDate>
  <ResultType>P</ResultType>
  <BatchID>ABC</BatchID>
  <SubmissionType>
    <SubmissionTypeBase>Basic</SubmissionTypeBase>
    <SubmissionSummary>
      <TransactionTypeTotal>
        <SubmissionTransactionTypeCode>4</SubmissionTransactionTypeCode>
        <TotalAcceptedTransactions>1</TotalAcceptedTransactions>
        <TotalRejectedTransactions>1</TotalRejectedTransactions>
      </TransactionTypeTotal>
      <TransactionTypeTotal>
        <SubmissionTransactionTypeCode>5</SubmissionTransactionTypeCode>
        <TotalAcceptedTransactions>1</TotalAcceptedTransactions>
        <TotalRejectedTransactions>1</TotalRejectedTransactions>
      </TransactionTypeTotal>
      <TransactionTypeTotal>
        <SubmissionTransactionTypeCode>6</SubmissionTransactionTypeCode>
        <TotalAcceptedTransactions>1</TotalAcceptedTransactions>
        <TotalRejectedTransactions>1</TotalRejectedTransactions>
      </TransactionTypeTotal>
      <TotalTransactions>6</TotalTransactions>
      <PercentTransactionsAccepted>10.00</PercentTransactionsAccepted>
      <TotalSubmissions>6</TotalSubmissions>
    </SubmissionSummary>
  </SubmissionType>
  <SubmissionType>
    <SubmissionTypeBase>Batch</SubmissionTypeBase>
    <SubmissionSummary>
      <TransactionTypeTotal>
        <SubmissionTransactionTypeCode>4</SubmissionTransactionTypeCode>
        <TotalAcceptedTransactions>1</TotalAcceptedTransactions>
        <TotalRejectedTransactions>1</TotalRejectedTransactions>
      </TransactionTypeTotal>
      <TransactionTypeTotal>
        <SubmissionTransactionTypeCode>5</SubmissionTransactionTypeCode>
        <TotalAcceptedTransactions>1</TotalAcceptedTransactions>
        <TotalRejectedTransactions>1</TotalRejectedTransactions>
      </TransactionTypeTotal>
      <TransactionTypeTotal>
        <SubmissionTransactionTypeCode>6</SubmissionTransactionTypeCode>
        <TotalAcceptedTransactions>1</TotalAcceptedTransactions>
        <TotalRejectedTransactions>1</TotalRejectedTransactions>
      </TransactionTypeTotal>
      <TotalTransactions>6</TotalTransactions>
      <PercentTransactionsAccepted>10.00</PercentTransactionsAccepted>
      <TotalSubmissions>6</TotalSubmissions>
    </SubmissionSummary>
  </SubmissionType>
  <BatchTotalTransactions>12</BatchTotalTransactions>
  <BatchTotalSubmissions>12</BatchTotalSubmissions>
  <BatchTotalPercentTransactionsAccepted>10.00</BatchTotalPercentTransactionsAccepted>
</SubmissionResponse>
```

Figure 7-7 - Transaction Summary Results XML

Because CDX's schema validation step will reject an XML submission file that does not contain transactions, ICIS should always generate the Transaction Summary Results XML with all of the tags shown in the example above.

Table 7-5 lists the tags that are included in the Transaction Summary Results XML and provides examples of data that may be included in the tag. The XML Tag Name column lists the tag and parent tag for each group of data sent to the user. Parent tags are listed in bold. The Characteristics column lists the type of data element and size or allowable contents. The Example Value column lists a sample value for the data tag in the Rejected Transaction Results XML.

The first group of tags in the table contains global tags that are included in all Transaction Summary XML Response files. The next set of tags groups all submissions made by the same User ID. Following User ID is Submission Type which is used to group all transactions for the same Submission Type. All subsequent groups listed in the table are the tags that are returned for Accepted or Rejected transactions for the batch XML submission. Note that the Transaction Summary Report in the PDF file returned by ICIS-NPDES shows the batch total transactions for one submission, while the XML Transaction Summary Report provides the batch total transactions for one submitting party at a time.

| XML Tag Name | Characteristics | Example Value |
|---|---|---------------------|
| Fields returned with each result XML document: | | |
| <SubmissionResponse/> | | |
| TransactionIdentifier (identifier returned to user from CDX after the batch submission) | 1-40 characters long | asdf-1234-sefa-1234 |
| SubmissionDate (date of XML Submission) | Date in yyyy-mm-dd format | 2010-08-13 |
| ProcessedDate (date the batch was processed) | Date in yyyy-mm-dd format | 2010-08-13 |
| Fields returned for each User ID submitted: | | |
| <SubmittingParty/> | | |
| UserID | 3-30 characters long. This is the same as the ICIS ID provided in the XML submission file's <ID> tag. | ABC |
| BatchTotalTransactions | Integer between 0 and 999999 | 12 |
| BatchTotalSubmissions | Integer between 0 and 999999 | 12 |
| BatchTotalPercentTransactionsAccepted | Number between 0 and 100 with 2 decimal places | 50.00 |
| Fields returned for each Submission Type submitted: | | |
| <SubmissionType/> | | |

| XML Tag Name | Characteristics | Example Value |
|---|---|---------------|
| SubmissionTypeName | 1-50 characters long, where choices are: Basic Permit Biosolids Permit Biosolids Program Report CAFO Annual Report CAFO Permit Compliance Monitoring Linkage Compliance Monitoring Compliance Schedule CSO EventReport CSO Permit Discharge Monitoring Report DMR Program Report Linkage DMR Violation Effluent Trade Partner Enforcement Action Milestone Enforcement Action Violation Key Formal Enforcement Action General Permit Informal Enforcement Action Limit Set Limits Local Limits Program Report Master General Permit Narrative Condition Schedule Parameter Limits Permit Reissuance Permitted Feature Permit Tracking Event Pretreatment Permit Pretreatment Performance Summary Schedule Event Violation Single Event Violation SSO Annual Report SSO Event Report SSO Monthly Event Report POTW Permit SW Construction Permit SW Event Report SW Industrial Annual Report SW Industrial Permit SW MS4 Large Permit SW MS4 Program Report SW MS4 Small Permit Unpermitted Facility | Basic Permit |
| Fields returned for each Transaction Type submitted: | | |
| <SubmissionSummary/> | | |
| <TransactionTypeTotals/> | | |
| SubmissionTransactionTypeCode | 1 character long, where N = New, C = Change, R = Replace, D = Delete, X = Mass Delete | R |
| TotalAcceptedTransactions | Integer between 0 and 999999 | 1 |
| TotalRejectedTransactions | Integer between 0 and 999999 | 1 |
| Fields returned for all Transaction Types submitted: | | |
| TotalTransactions | Integer between 0 and 999999 | 6 |

| XML Tag Name | | Characteristics | Example Value |
|-----------------------------|--|--|---------------|
| PercentTransactionsAccepted | | Number between 0 and 100 with 2 decimal places | 50.00 |
| TotalSubmissions | | Integer between 0 and 999999 | 6 |

Table 7-5 - XML Tags Contained in the Transaction Summary Results XML

8 DATA MAPPING AND RULES

This section contains mapping of ICIS data families into corresponding PCS fields and explains special rules ICIS-NPDES Batch will follow when processing data. Each mapping table provides all of the tags possible within an XML file, their PCS counterparts where applicable, the name of the PCS code table, the name of the ICIS code table, and explanations of how ICIS will handle the data when extracting and processing it. XML tag name definitions, characteristics and mandatory designations in the mapping tables can be found in the ICIS-NPDES XML Data Exchange Template.

8.1 BASIC PERMIT AND GENERAL PERMIT COVERED FACILITY MAPPING AND RULES

8.1.1 Basic Permit and General Permit Covered Facility Mapping

| XML Tag Name | PCS Counterpart | PCS Code Table | ICIS Code Table | ICIS Column | Comments |
|---|-----------------------|----------------|---------------------|---|---|
| PermitIdentifier | Permit Number (NPID) | | | Icis_permit.external_permit_nmbr | Must have postal code as the first 2 characters. Same postal codes as PCS except for Gulf of Mexico permits: GE is to be used by Region 4 and GM is to be used by Region 6. |
| PermitTypeCode | Permit Type (PTYP) | 320 | Ref_permit_type | Icis_permit.permit_type_code | Similar to PCS but more generic. |
| AssociatedMasterGeneralPermitIdentifier | N/A | | | icis_permit.master_external_permit_nmbr | |
| AgencyTypeCode | Type of Permit (EPST) | 330 | Ref_agency_type | icis_permit.agency_type_code | Similar to PCS but more expansive. |
| PermitStatusCode | Type of Permit (EPST) | 330 | Ref_permit_statuses | icis_permit.permit_status_code | The only code available for batch is "NON" for Not Needed. Otherwise, ICIS determines the status of the permit using the permit's effective, expiration and application received dates. |

| XML Tag Name | PCS Counterpart | PCS Code Table | ICIS Code Table | ICIS Column | Comments |
|-----------------------------------|--------------------------------------|----------------|----------------------|--|---|
| PermitIssueDate | Permit Tracking Achieved Date (PTAC) | | | icis_permit.issue_date | Use PTAC for PTEV = "P4099". The format for ICIS is ccyy-mm-dd. |
| PermitEffectiveDate | Permit Tracking Achieved Date (PTAC) | | | icis_permit.effective_date | Use PTAC for PTEV = "P6099". The format for ICIS is ccyy-mm-dd. This date cannot be changed once it is reported to ICIS. |
| PermitExpirationDate | Permit Tracking Achieved Date (PTAC) | | | icis_permit.expiration_date | Use PTAC for PTEV = "P5099". The format for ICIS is ccyy-mm-dd. This date cannot be changed once it is reported to ICIS. |
| ReissuancePriorityPermitIndicator | HQ Priority Indicator (HPRI) | | | icis_permit.reissuance_priority | Same as PCS. |
| BacklogReasonText | N/A | | | icis_permit.backlog_reason | |
| PermitIssuingOrganizationType | N/A | | | icis_permit.issuing_agency | |
| OtherPermitIdentifier | State Permit Number (STNO) | | | Icis_other_permit.other_external_permit_nmbr | Cannot be the same NPID as its permit's PermitIdentifier. |
| OtherOrganizationName | N/A | | | Icis_other_permit.organization_name | |
| OtherPermitIdentifierContextName | N/A | | | Icis_other_permit.identifier_context_desc | |
| AssociatedPermitIdentifier | Sludge Related Permit Number (SLID) | | | Icis_perm_association.related_external_permit_nmbr | Must have postal code as the first 2 characters. Same postal codes as PCS except for Gulf of Mexico permits: GE is to be used by Region 4 and GM is to be used by Region 6. A permit with an NPID that matches SLID must already exist in ICIS. |
| AssociatedPermitReasonCode | N/A | | Ref_perm_association | Icis_perm_association.perm_association_code | |
| PermitAppealedIndicator | N/A | | | icis_permit.appeal_flag | |

| XML Tag Name | PCS Counterpart | PCS Code Table | ICIS Code Table | ICIS Column | Comments |
|-----------------------------------|------------------------------|----------------|-----------------|--|---|
| SICCode | SIC Code (SIC2) | 140 | Ref_sic | xref_activity_sic_code, xref_facility_interest_sic.sic_code | Same as PCS but codes may have been added, changed or removed. |
| SICPrimaryIndicatorCode | N/A | | | xref_activity_sic.primary_flag, xref_facility_interest_sic.primary_flag | There can only be one primary SIC code, all others need to use "N". |
| NAICSCode | N/A | | Ref_naics | xref_activity_naics.naics_code, xref_facility_interest_naics.naics_code | |
| NAICSPrimaryIndicatorCode | N/A | | | xref_activity_naics.primary_flag, xref_facility_interest_naics.primary_flag | There can only be one primary NAICS code, all others need to use "N". |
| PermitUserDefinedDataElement1Text | Regional Data Field 6 (RDF6) | | | icis_permit.udf1 | Same as PCS. |
| PermitUserDefinedDataElement2Text | Regional Data Field 7 (RDF7) | | | icis_permit.udf2 | Same as PCS. |
| PermitUserDefinedDataElement3Text | Regional Data Field 8 (RDF8) | | | icis_permit.udf3 | Same as PCS. |
| PermitUserDefinedDataElement4Text | Regional Data Field 9 (RDF9) | | | icis_permit.udf4 | Same as PCS. |
| PermitUserDefinedDataElement5Text | Regional Data Field 0 (RDF0) | | | icis_permit.udf5 | Same as PCS. |
| PermitCommentsText | N/A | | | icis_permit.comment_text | |
| MajorMinorRatingCode | N/A | | | icis_permit.major_rating_nmbr | This tag must not be submitted for permits with a POTW component. |
| TotalApplicationDesignFlowNumber | Flow Rate (FLOW) | | | icis_permit.total_design_flow_nmbr | Same as PCS except POTW permits should store FLOW in this field. |
| TotalApplicationAverageFlowNumber | Flow Rate (FLOW) | | | icis_permit.actual_average_flow_nmbr | Same as PCS except non-POTW permits should store FLOW in this field. |
| FacilitySiteName | Facility Short Name (FNMS) | | | icis_facility_interest.facility_name | Same as PCS. |

| XML Tag Name | PCS Counterpart | PCS Code Table | ICIS Code Table | ICIS Column | Comments |
|--------------------------------------|-----------------------------------|----------------|--------------------|--|--|
| LocationAddressText | Facility Location Street 1 (RST1) | | | icis_facility_interest.location_address | Same as PCS. |
| SupplementalLocationText | Facility Location Street 2 (RST2) | | | icis_facility_interest.supplemental_address_text | Same as PCS. |
| LocalityName | Facility Location City (RCTY) | | | icis_facility_interest.city | Same as PCS. |
| LocationStateCode | Facility Location State (RSTT) | | Ref_state | icis_facility_interest.state_code | Same as PCS. |
| LocationZipCode | Facility Location Zip Code (RZIP) | | | icis_facility_interest.zip | Same as PCS. |
| LocationCountryCode | N/A | | | icis_facility_interest.country_code | |
| OrganizationDUNSNumber | N/A | | | icis_facility_interest.organization_duns_nmbr | |
| StateFacilityIdentifier | N/A | | | icis_facility_interest.state_facility_id | This value must be unique within each state based on the Facility's Location Address |
| StateRegionCode | Sub Region Code (SUBR) | | | icis_facility_interest.state_region | Same as PCS. |
| FacilityCongressionalDistrict Number | N/A | | | icis_facility_interest.congressional_dist_num | |
| FacilityClassification | N/A | | Ref_classification | xref_fac_int_classification.classification_code | |
| PolicyCode | N/A | | Ref_policy | xref_facility_interest_policy.policy_code | |
| OriginatingPrograms | N/A | | Ref_program | xref_facility_interest_program.program_code | |
| FacilityTypeOfOwnership | Type of Ownership (TYPO) | 200 | Ref_facility_type | icis_facility_interest.facility_type_code | Similar to PCS but codes may have been added, changed or removed. |
| FederalFacilityIdentification Number | Federal Facility ID (FFID) | | | icis_facility_interest.federal_facility_id | Same as PCS. |

| XML Tag Name | PCS Counterpart | PCS Code Table | ICIS Code Table | ICIS Column | Comments |
|-------------------------------------|---|----------------|--------------------|--|---|
| FederalAgencyCode | N/A | | Ref_federal_agency | icis_facility_interest.federal_agency_code | |
| TribalLandCode | HQ Priority 1 (HQ01) | | Ref_tribal_land | icis_facility_interest.tribal_land_code | If HQ01 contains an “N” use “R790”. If HQ01 contains an “I” use “-999”. |
| ConstructionProjectName | N/A | | | icis_facility_interest.construction_project_name | |
| ConstructionProjectLatitudeMeasure | N/A | | | icis_facility_interest.construction_project_lat | Must be in decimal degrees. |
| ConstructionProjectLongitudeMeasure | N/A | | | icis_facility_interest.construction_project_long | Must be in decimal degrees. |
| SectionTownshipRange | N/A | | | icis_facility_interest.section_township_range | |
| FacilityComments | Attorney (ATNY) + Engineer (ENGI) + Sludge User Data Element 1 (SLP1) + Sludge User Data Element 2 (SLP2), Facility Name 2 (NAM2) + Facility Name 3 (NAM3) + Facility Name 4 (NAM4) | | | icis_facility_interest.comment_text | Fields are concatenated together in the order listed. |
| FacilityUserDefinedField1 | Regional Data Field 1 (RDF1) | | | icis_facility_interest.udf1 | Same as PCS. |
| FacilityUserDefinedField2 | Regional Data Field 2 (RDF2) | | | icis_facility_interest.udf2 | Same as PCS. |
| FacilityUserDefinedField3 | Regional Data Field 3 (RDF3) | | | icis_facility_interest.udf3 | Same as PCS. |
| FacilityUserDefinedField4 | Regional Data Field 4 (RDF4) | | | icis_facility_interest.udf4 | Same as PCS. |

| XML Tag Name | PCS Counterpart | PCS Code Table | ICIS Code Table | ICIS Column | Comments |
|---------------------------|------------------------------|----------------|-----------------|--|--|
| FacilityUserDefinedField5 | Regional Data Field 5 (RDF5) | | | icis_facility_interest.udf5 | Same as PCS. |
| LatitudeMeasure | Facility Latitude (FLAT) | | | icis_facility_interest.geocode_latitude | <p>PCS uses fixed format of hemisphere (+ or -), degrees, minutes, seconds, and tenths of a second (HDDMMSST). ICIS stores decimal degrees and if Latitude is not blank, Longitude must not be blank. Use the following formula to convert to decimal degrees:</p> <p>Decimal Degrees value = HD.A $A = [(M + S.T/60)/60]$ where A = the decimal part of the number D = degrees M = minutes S = seconds T = tenths of a second</p> |
| LongitudeMeasure | Facility Longitude (FLON) | | | icis_facility_interest.geocode_longitude | <p>PCS uses fixed format of hemisphere (+ or -), degrees, minutes, seconds, and tenths of a second (HDDMMMSST). ICIS stores decimal degrees and if Latitude is not blank, Longitude must not be blank. Use the following formula to convert to decimal degrees:</p> <p>Decimal Degrees value = HD.A $A = [(M + S.T/60)/60]$ where A = the decimal part of the number D = degrees M = minutes S = seconds T = tenths of a second</p> |

| XML Tag Name | PCS Counterpart | PCS Code Table | ICIS Code Table | ICIS Column | Comments |
|---------------------------------|--|----------------|-------------------------------|--|---|
| HorizontalAccuracyMeasure | Facility Lat/Lon Accuracy Code (FLLC) | 470 | | icis_facility_interest.horizontal_accuracy_measure | Free format in ICIS |
| GeometricTypeCode | N/A | | Ref_geometric_type | icis_facility_interest.geometric_type_code | |
| HorizontalCollectionMethodCode | Facility Lat/Lon Method of Collection (FLLM) | 471 | Ref_horizontal_collect_method | icis_facility_interest.horizontal_collection_method_code | Same as PCS but codes may have been added, changed or removed. |
| HorizontalReferenceDatumCode | Facility Lat/Lon Datum (FLLT) | 472 | Ref_horizontal_ref_datum | icis_facility_interest.horizontal_ref_datum_code | Same as PCS but codes may have been added, changed or removed. |
| ReferencePointCode | Facility Lat/Lon Description (FLLD) | 475 | Ref_reference_point | icis_facility_interest.reference_point_code | Same as PCS but codes may have been added, changed or removed. |
| SourceMapScaleNumber | Facility Lat/Lon Scale (FLLS) | 473 | | icis_facility_interest.source_map_scale_nmbr | Free format in ICIS |
| ApplicationReceivedDate | Permit Tracking Achieved Date (PTAC) | | | icis_permit.app_received_date | Use PTAC for PTEV = "P1099", "A10MS", "P10MS", "000GA" or "R10RI". The format for ICIS is ccyy-mm-dd. |
| PermitApplicationCompletionDate | Permit Tracking Achieved Date (PTAC) | | | icis_permit.complete_app_received_date | Use PTAC for PTEV = "P2099" or "22099" |
| NewSourceIndicator | New Source Code (NEWS) | 400 | | icis_permit.new_source_flag | Same as PCS but codes may have been added, changed or removed. |
| StatusCode | Facility Inactive Code (IACC) | | | Icis_permit.permit_comp_status_flag | If IACC is used for compliance tracking and IACC = "I", use "Off". |
| StatusStartDate | Facility Inactive Date (IADT) | | | Icis_perm_comp_status_begin_date | If IACC is used for compliance tracking, same as PCS but the format for ICIS is ccyy-mm-dd. |
| StatusReason | N/A | | | Icis_perm_comp_status.status_reason_text | |

| XML Tag Name | PCS Counterpart | PCS Code Table | ICIS Code Table | ICIS Column | Comments |
|-------------------------------------|---|----------------|----------------------|---|---|
| EffluentGuidelineCode | N/A | | Ref_perm_effluent | Icis_perm_effluent_guide.perm_effluent_code | |
| PermitStateWaterBodyCode | USGS Hydrologic Basin Code (FHBC), Facility Stream Segment (FSEG) | 800, 804 | | icis_permit.state_water_body | Same as PCS. |
| PermitStateWaterBodyName | Receiving Waters (RWAT) | | | icis_permit.state_water_body_name | Same as PCS. |
| FederalGrantIndicator | Federal Grant Indicator (FDGR) | | | Icis_permit.federal_grant_flag | If FDGR contains "\$" use "Y", otherwise use "N". |
| DMRCognizantOfficial | Cognizant Official (OFFL) | | | icis_permit.dmr_cognizant_official | Same as PCS. |
| DMRCognizantOfficialTelephoneNumber | Cognizant Official Telephone (TELE) | | | icis_permit.dmr_cognizant_offcl_telephone | Same as PCS but without parentheses, spaces, dots or dashes. |
| AffiliationTypeText | N/A | | Ref_affiliation_type | xref_activity_address.affiliation_type_code, xref_activity_contact.affiliation_type_code, xref_facility_interest_address.affiliation_type_code, xref_facility_interest_contact.affiliation_type_code | In ICIS, contacts and addresses are assigned their own set of affiliation type codes to choose from. Batch states must select codes where Affiliation_Catogory = "Non-Government"). Facility contacts and addresses may only have affiliation type codes of LAT, ENG, SOA, SAP, LOA, MAD, PCT, FOC, OPE, OWN, PCA, PMA, ATT, BOP, RES, REA, IFR, AFP, AMA, COF, SCT, CMC, ENC, CAN, LEH, COP. Permit contacts and addresses may only have affiliation type codes of BIL, LAT, SWP, DMA, COS, CNC, PMA, PRE, SWN, SWX, BAP, BFA, BFO, BHA, BLA, BLO, BML, BRP, |

| XML Tag Name | PCS Counterpart | PCS Code Table | ICIS Code Table | ICIS Column | Comments |
|------------------------|--|----------------|-----------------|--|--|
| | | | | | BRE, BSF, BSH, BSO, CAI, CAN, BSM, LBA, SW4, COP. |
| FirstName | N/A | | | icis_contact.first_name | |
| MiddleName | N/A | | | icis_contact.middle_name | |
| LastName | N/A | | | icis_contact.last_name | |
| IndividualTitleText | N/A | | | icis_contact.title | |
| OrganizationFormalName | Sludge Commercial Handler (SNAM), DMR Mailing Name (ANAM), Primary Mailing Name (MNAM), Operator Name (ENAM), Owner Name (ONAM), Facility Name (NAM1) | | | icis_contact.organization_formal_name, icis_address.organization_formal_name | Same as PCS. Sludge Commercial Handler refers to affiliation_type_code of BSH, Mailing refers to affiliation_type_code of DMA, Primary Mailing refers to affiliation_type_code of MAD, Operator refers to affiliation_type_code of OPE, Owner refers to affiliation_type_code of OWN, Facility refers to affiliation_type_code of PMA. |
| StateCode | Sludge Handler State (SSTT), DMR Mailing State (ASTT), Primary Mailing State (MSTT), Operator Mailing State (ESTT), Owner State (OSTT), Facility Location State (RSTT) | | Ref_state | icis_contact.state_code | Same as PCS but codes may have been added, changed or removed. Sludge Commercial Handler refers to affiliation_type_code of BSH, Mailing refers to affiliation_type_code of DMA, Primary Mailing refers to affiliation_type_code of MAD, Operator refers to affiliation_type_code of OPE, Owner refers to affiliation_type_code of OWN, Facility refers to affiliation_type_code of PMA. |
| RegionCode | N/A | | Ref_region | icis_contact.region_code | |

| XML Tag Name | PCS Counterpart | PCS Code Table | ICIS Code Table | ICIS Column | Comments |
|-------------------------------|---|----------------|-----------------|---|--|
| TelephoneNumberTypeCode | N/A | | Ref_phone_type | icis_contact_phone.phone_type_code | PCS-based systems should use "OFF". |
| TelephoneNumber | Operator Telephone (ETEL), Owner Telephone (OTEL) | | | icis_contact_phone.telephone_number | Same as PCS but without parentheses, spaces, dots or dashes. Operator refers to affiliation_type_code of OPE, Owner refers to affiliation_type_code of OWN. |
| TelephoneExtensionNumber | N/A | | | icis_contact_phone.telephone_extension_number | |
| ElectronicAddressText | N/A | | | icis_contact_electronic_address.electronic_address_text | |
| StartDateOfContactAssociation | N/A | | | Table Name: Varies by module Column Name: begin_date | |
| EndDateOfContactAssociation | N/A | | | Table Name: Varies by module Column Name: end_date | |
| OrganizationDUNSNumber | N/A | | | icis_address.organization_duns_number | |
| MailingAddressText | Sludge Handler Street 1 (SST1), DMR Mailing Street 1 (AST1), Primary Mailing Street 1 (MST1), Operator Street 1 (EST1), Owner Street 1 (OST1), Facility Location Street 1 (RST1) | | | icis_address.street_address | Same as PCS. Sludge Commercial Handler refers to affiliation_type_code of BSH, Mailing refers to affiliation_type_code of DMA, Primary Mailing refers to affiliation_type_code of MAD, Operator refers to affiliation_type_code of OPE, Owner refers to affiliation_type_code of OWN, Facility refers to affiliation_type_code of PMA. |
| SupplementalAddressText | Sludge Handler Street 2 (SST2), | | | icis_address.supplemental_address_text | Same as PCS. Sludge Commercial Handler refers to |

| XML Tag Name | PCS Counterpart | PCS Code Table | ICIS Code Table | ICIS Column | Comments |
|-------------------------|--|----------------|-----------------|-------------------------|--|
| | DMR Mailing Street 2 (AST2), Primary Mailing Street 2 (MST2), Operator Street 2 (EST2), Owner Street 2 (OST2), Facility Location Street 2 (RST2) | | | | affiliation_type_code of BSH, Mailing refers to affiliation_type_code of DMA, Primary Mailing refers to affiliation_type_code of MAD, Operator refers to affiliation_type_code of OPE, Owner refers to affiliation_type_code of OWN, Facility refers to affiliation_type_code of PMA. |
| MailingAddressCityName | Sludge Handler City (SCTY), DMR Mailing City (ACTY), Primary Mailing City (MCTY), Operator City (ECTY), Owner City (OCTY), Facility Location City (RCTY) | | | icis_address.city | Same as PCS. Sludge Commercial Handler refers to affiliation_type_code of BSH, Mailing refers to affiliation_type_code of DMA, Primary Mailing refers to affiliation_type_code of MAD, Operator refers to affiliation_type_code of OPE, Owner refers to affiliation_type_code of OWN, Facility refers to affiliation_type_code of PMA. |
| MailingAddressStateCode | Sludge Handler State (SSTT), DMR Mailing State (ASTT), Primary Mailing State (MSTT), Operator State (ESTT), Owner State (OSTT), Facility Location State (RSTT) | | Ref_state | icis_address.state_code | Same as PCS but codes may have been added, changed or removed. Sludge Commercial Handler refers to affiliation_type_code of BSH, Mailing refers to affiliation_type_code of DMA, Primary Mailing refers to affiliation_type_code of MAD, Operator refers to affiliation_type_code of OPE, Owner refers to affiliation_type_code of |

| XML Tag Name | PCS Counterpart | PCS Code Table | ICIS Code Table | ICIS Column | Comments |
|-------------------------------|--|----------------|-----------------|---|--|
| | | | | | OWN, Facility refers to affiliation_type_code of PMA. |
| MailingAddressZipCode | Sludge Handler Zip Code (SZIP), DMR Mailing Zip Code (AZIP), Primary Mailing Zip Code (MZIP), Operator Zip Code (EZIP), Owner Zip Code (OZIP), Facility Location Zip Code (RZIP) | | | icis_address.zip | Same as PCS. Sludge Commercial Handler refers to affiliation_type_code of BSH, Mailing refers to affiliation_type_code of DMA, Primary Mailing refers to affiliation_type_code of MAD, Operator refers to affiliation_type_code of OPE, Owner refers to affiliation_type_code of OWN, Facility refers to affiliation_type_code of PMA. |
| CountyName | N/A | | | icis_address.county | |
| MailingAddressCountryCode | N/A | | Ref_country | icis_address.country_code | |
| DivisionName | N/A | | | icis_address.division_name | |
| LocationProvince | N/A | | | icis_address.province | |
| TelephoneNumberTypeCode | N/A | | Ref_phone_type | icis_address_phone.phone_type_code | PCS-based systems should use "OFF". |
| TelephoneNumber | Operator Telephone (ETEL), Owner Telephone (OTEL) | | | icis_address_phone.telephone_number | Same as PCS but without parentheses, spaces, dots or dashes. Operator refers to affiliation_type_code of OPE, Owner refers to affiliation_type_code of OWN. |
| TelephoneExtensionNumber | N/A | | | icis_address_phone.telephone_extension_number | |
| ElectronicAddressText | N/A | | | icis_address_electronic_address_text | |
| StartDateOfAddressAssociation | N/A | | | Table Name: Varies by module Column Name: begin_date | |

| XML Tag Name | PCS Counterpart | PCS Code Table | ICIS Code Table | ICIS Column | Comments |
|-----------------------------|---|----------------|-----------------|---|--|
| EndDateOfAddressAssociation | N/A | | | Table Name: Varies by module Column Name: end_date | |
| SignificantIUIndicator | N/A | | | icis_permit.iu_significant_flag | May only be entered if the permit type indicates Industrial User. |
| ReceivingPermitIdentifier | Receiving POTW Permit Identifier (RPID) | | | icis_permit.receiving_potw_id | Same as PCS. Must be entered if the permit type indicates Industrial User. The permit with its ID matching the Receiving Permit Identifier must have a Pretreatment component. |

8.1.2 Rules for Parsing State Submitted Basic Permit and General Permit Covered Facility XML Files

A summary of rules for processing permit and general permit covered facility data is provided in this section. Detailed explanations of these rules with examples can be found in the ICIS Basic Permit and General Permit Covered Facility Technical Specification document.

OVERALL

- ICIS reference tables have codes that are either Active or Inactive. Inactive codes were migrated from legacy data but the code is not being used anymore and cannot be selected when adding a new code or changing an existing code in ICIS. Active codes were both migrated from legacy data and newly created codes for ICIS and can be selected when adding a new code or changing an existing code in ICIS.
- Mass Deletes are applied first, Deletes are applied second, New transactions are applied third, Changes are applied fourth, and Replaces are applied last.
- If more than one Compliance Tracking Status is submitted, their timeframes must not overlap.
- Refer to the *ICIS-NPDES Example XML Instance Document* for specific instructions on generating XML files, the ICIS-NPDES XML Data Exchange Template for formatting and characteristic details on the XML tags, and Chapter 9 of this document for batch error messages.

NEW

- A new permit record will be added along with any child other permit, associated permit, SIC, NAICS, RNC status, permit contact, permit address, facility, facility classification, policy, originating program, facility contact and facility address records.
- New permits must have at least one permittee address
- For new Industrial User permits, the Permit ID of a Receiving POTW that exists in ICIS must be submitted as an Associated Permit, and the Receiving POTW must have a Pretreatment Component.
- When a permit with a Pretreatment Component has the Pretreatment Program Required Indicator contain “Y”, any Associated NPDES Permits with the Association Reason equal to ‘Associated Pretreatment Program’ must have a Pretreatment Program Indicator contain “C”.
- Either the permit’s issuance, effective and expiration dates must all be present or all be missing.
- A permit’s effective date must be on or after the issuance date, and its expiration date must be on or up to 5 years after the effective date.
- If the permit’s effective date is blank or after the date of the submission, and/or the PermitStatusCode contains “NON”, the Compliance Tracking tags cannot be present.
- If an asterisk is used in a tag to blank out a non-mandatory field in ICIS it will be ignored.
- If a latitude is provided the longitude must be provided.
- If a longitude is provided the latitude must be provided.

CHANGE

- A Change transaction must have all mandatory tags and at least one optional tag.
- Only the tags that are present in a permit’s Change transaction will be saved to their corresponding fields in ICIS. All other fields in ICIS will remain unchanged.
- One asterisk must be used in a tag to blank out a non-mandatory field in ICIS.
- Permit effective and expiration dates cannot be changed in ICIS.
- If the permit’s effective date is blank or after the date of the submission, the PermitStatusCode tag contains “NON”, the permit’s status in ICIS is Not Needed or the permit has been terminated, the Compliance Tracking tags cannot be present.
- Compliance Tracking start date must be on or after the permit’s effective date but before the date of the submission.
- If a latitude is provided the longitude must either be provided or already exist in the ICIS record.
- If a longitude is provided the latitude must either be provided or already exist in the ICIS record.
- Multi-value tags must have all possible values submitted for them (e.g., all Permit contacts) instead of the one that changed in order to avoid removing values unnecessarily (refer to Section 3.5.4.1 for details on multi-value tags).

REPLACE

- Any replace transaction for a permit that does not already exist in ICIS will be treated as a New transaction using the data provided in the tags of the replace transaction (see rules for New above).
- Any replace transaction for a permit that already exists in ICIS will have only the tags that are present saved to their corresponding fields in ICIS. All of the other fields in ICIS will be blanked out (see rules for Changes above).
- If an asterisk is used in a tag to blank out a non-mandatory field in ICIS it will be ignored.

DELETES

-
- If a Delete transaction for a permit has any extra data tags along with the PermitIdentifier, those extra tags will be ignored.
- A Delete transaction will remove an Individual Permit or GPCF as well as its linked Facility Interest and any child permit records and links (i.e., Permitted Features, Limit Sets, Limits, Effluent Trade Partners, blank DMR forms, Narrative Conditions, Permit Schedules, Permit Tracking Events, Linked Non-Government Contacts and Addresses, and Links to Government Contacts) from ICIS.

8.2 MASTER GENERAL PERMIT MAPPING AND RULES

8.2.1 Master General Permit Mapping

| XML Tag Name | PCS Counterpart | PCS Code Table | ICIS Code Table | ICIS Column | Comments |
|------------------|----------------------|----------------|-----------------|----------------------------------|---|
| PermitIdentifier | Permit Number (NPID) | | | Icis_permit.external_permit_nmbr | Must have postal code as the first 2 characters. Same postal codes as PCS except for Gulf of Mexico permits: GE is to be used by Region 4 and GM is to be used by Region 6. |
| PermitTypeCode | Permit Type (PTYP) | 320 | Ref_permit_type | Icis_permit.permit_type_code | Similar to PCS but more generic. |

| XML Tag Name | PCS Counterpart | PCS Code Table | ICIS Code Table | ICIS Column | Comments |
|-----------------------------------|--------------------------------------|----------------|-----------------|--|---|
| AgencyTypeCode | Type of Permit (EPST) | 330 | Ref_agency_type | icis_permit.agency_type_code | Similar to PCS but more expansive. |
| PermitIssueDate | Permit Tracking Achieved Date (PTAC) | | | icis_permit.issue_date | Use PTAC for PTEV = "P4099". The format for ICIS is ccyy-mm-dd. |
| PermitEffectiveDate | Permit Tracking Achieved Date (PTAC) | | | icis_permit.effective_date | Use PTAC for PTEV = "P6099". The format for ICIS is ccyy-mm-dd. This date cannot be changed once it is reported to ICIS. |
| PermitExpirationDate | Permit Tracking Achieved Date (PTAC) | | | icis_permit.expiration_date | Use PTAC for PTEV = "P5099". The format for ICIS is ccyy-mm-dd. This date cannot be changed once it is reported to ICIS. |
| ReissuancePriorityPermitIndicator | HQ Priority Indicator (HPRI) | | | icis_permit.reissuance_priority | Same as PCS. |
| BacklogReasonText | N/A | | | icis_permit.backlog_reason | |
| PermitIssuingOrganizationType | N/A | | | icis_permit.issuing_agency | |
| OtherPermitIdentifier | State Permit Number (STNO) | | | Icis_other_permit.other_external_permit_nmbr | Cannot be the same NPID as the PermitIdentifier. |
| OtherOrganizationName | N/A | | | Icis_other_permit.organization_name | |
| OtherPermitIdentifierContextName | N/A | | | Icis_other_permit.identifier_context_desc | |
| AssociatedPermitIdentifier | Sludge Related Permit Number (SLID) | | | Icis_perm_association.related_external_permit_nmbr | Must have postal code as the first 2 characters. Same postal codes as PCS except for Gulf of Mexico permits: GE is to be used by Region 4 and GM is to be used by Region 6. A permit with an NPID that matches SLID must already exist in ICIS. |

| XML Tag Name | PCS Counterpart | PCS Code Table | ICIS Code Table | ICIS Column | Comments |
|-----------------------------------|------------------------------|----------------|----------------------|--|---|
| AssociatedPermitReasonCode | N/A | | Ref_perm_association | icis_perm_association.perm_association_code | |
| PermitAppealedIndicator | N/A | | | icis_permit.appeal_flag | |
| SICCode | SIC Code (SIC2) | 140 | Ref_sic | xref_activity_sic_code, xref_facility_interest_sic.sic_code | Same as PCS but codes may have been added, changed or removed. |
| SICPrimaryIndicatorCode | N/A | | | xref_activity_sic.primary_flag, xref_facility_interest_sic.primary_flag | There can only be one primary SIC code, all others need to use "N". |
| NAICSCode | N/A | | Ref_naics | xref_activity_naics.naics_code, xref_facility_interest_naics.naics_code | |
| NAICSPrimaryIndicatorCode | N/A | | | xref_activity_naics.primary_flag, xref_facility_interest_naics.primary_flag | There can only be one primary NAICS code, all others need to use "N". |
| PermitUserDefinedDataElement1Text | Regional Data Field 6 (RDF6) | | | icis_permit.udf1 | Same as PCS. |
| PermitUserDefinedDataElement2Text | Regional Data Field 7 (RDF7) | | | icis_permit.udf2 | Same as PCS. |
| PermitUserDefinedDataElement3Text | Regional Data Field 8 (RDF8) | | | icis_permit.udf3 | Same as PCS. |
| PermitUserDefinedDataElement4Text | Regional Data Field 9 (RDF9) | | | icis_permit.udf4 | Same as PCS. |
| PermitUserDefinedDataElement5Text | Regional Data Field 0 (RDF0) | | | icis_permit.udf5 | Same as PCS. |
| PermitCommentsText | N/A | | | icis_permit.comment_text | |
| AffiliationTypeText | N/A | | Ref_affiliation_type | xref_activity_contact.affiliation_type_code | In ICIS, contacts and addresses are assigned their own set of affiliation type codes to choose from. Batch states must select codes where Affiliation_Catogory = "Non-Government"). Permit contacts and |

| XML Tag Name | PCS Counterpart | PCS Code Table | ICIS Code Table | ICIS Column | Comments |
|------------------------|---|----------------|-----------------|---|--|
| | | | | | addresses may only have affiliation type codes of BIL, LAT, SWP, DMA, COS, CNC, PMA, PRE, SWN, SWX, BAP, BFA, BFO, BHA, BLA, BLO, BML, BRP, BRE, BSF, BSH, BSO, CAI, CAN, BSM, LBA, SW4. |
| FirstName | N/A | | | icis_contact.first_name | |
| MiddleName | N/A | | | icis_contact.middle_name | |
| LastName | N/A | | | icis_contact.last_name | |
| IndividualTitleText | N/A | | | icis_contact.title | |
| OrganizationFormalName | Sludge Commercial Handler (SNAM), DMR Mailing Name (ANAM), Primary Mailing Name (MNAM), Operator Name (ENAM), Owner Name (ONAM), Facility Name (NAM1) | | | icis_contact.organization_formal_name, icis_address.organization_formal_name | Same as PCS. Sludge Commercial Handler refers to affiliation_type_code of BSH, Mailing refers to affiliation_type_code of DMA, Primary Mailing refers to affiliation_type_code of MAD, Operator refers to affiliation_type_code of OPE, Owner refers to affiliation_type_code of OWN, Facility refers to affiliation_type_code of PMA. |
| StateCode | Sludge Handler State (SSTT), DMR Mailing State (ASTT), Primary Mailing State (MSTT), Operator Mailing State (ESTT), Owner State (OSTT), Facility | | Ref_state | icis_contact.state_code | Same as PCS but codes may have been added, changed or removed. Sludge Commercial Handler refers to affiliation_type_code of BSH, Mailing refers to affiliation_type_code of DMA, Primary Mailing refers to affiliation_type_code of MAD, Operator refers to affiliation_type_code of OPE, Owner |

| XML Tag Name | PCS Counterpart | PCS Code Table | ICIS Code Table | ICIS Column | Comments |
|---------------------------------|---|----------------|-------------------------|---|---|
| | Location State (RSTT) | | | | refers to affiliation_type_code of OWN, Facility refers to affiliation_type_code of PMA. |
| RegionCode | N/A | | Ref_region | icis_contact.region_code | |
| TelephoneNumberTypeCode | N/A | | Ref_phone_type | icis_contact_phone.phone_type_code | PCS-based systems should use "OFF". |
| TelephoneNumber | Operator Telephone (ETEL), Owner Telephone (OTEL) | | | icis_contact_phone.telephone_number | Same as PCS but without parentheses, spaces, dots or dashes. Operator refers to affiliation_type_code of OPE, Owner refers to affiliation_type_code of OWN. |
| TelephoneExtensionNumber | N/A | | | icis_contact_phone.telephone_extension_number | |
| ElectronicAddressText | N/A | | | icis_contact_electronic_address.electronic_address_text | |
| StartDateOfContactAssociation | N/A | | | Table Name: Varies by module Column Name: begin_date | |
| EndDateOfContactAssociation | N/A | | | Table Name: Varies by module Column Name: end_date | |
| GeneralPermitIndustrialCategory | General Permit Industrial Category | | Ref_perm_industrial_cat | icis_permit.perm_industrial_cat_code | Same as PCS but contents of PCS tables 060 and 065 have been combined into one table in ICIS and codes may have been added, changed or removed. |
| PermitName | Facility Name (NAM1) | | | icis_permit.permit_name | Same as PCS. |
| PermitComponentTypeCode | N/A | | Ref_component_type | xref_perm_component_type.component_type_code | |

8.2.2 Rules for Parsing State Submitted Master General Permit XML Files

A summary of rules for processing master general permit data is provided in this section. Detailed explanations of these rules with examples can be found in the ICIS Batch Master General Permit Technical Specification document.

OVERALL

- ICIS reference tables have codes that are either Active or Inactive. Inactive codes were migrated from legacy data but the code is not being used anymore and cannot be selected when adding a new code or changing an existing code in ICIS. Active codes were both migrated from legacy data and newly created codes for ICIS and can be selected when adding a new code or changing an existing code in ICIS.
- Mass Deletes are applied first, Deletes are applied second, New transactions are applied third, Changes are applied fourth, and Replaces are applied last.
- Refer to the *ICIS-NPDES Example XML Instance Document* for specific instructions on generating XML files, the ICIS-NPDES XML Data Exchange Template for formatting and characteristic details on the XML tags, and Chapter 9 of this document for batch error messages.

NEW

- A new permit record will be added along with any child other permit, associated permit, SIC, NAICS and permit component records.
- Either the permit's issuance, effective and expiration dates must all be present or all be missing.
- A permit's effective date must be on or after the issuance date, and its expiration date must be on or up to 5 years after the effective date.
- If an asterisk is used in a tag to blank out a non-mandatory field in ICIS it will be ignored.

CHANGE

- A Change transaction must have all mandatory tags and at least one optional tag.
- Only the tags that are present in a permit's Change transaction will be saved to their corresponding fields in ICIS. All other fields in ICIS will remain unchanged.
- One asterisk must be used in a tag to blank out a non-mandatory field in ICIS.
- Permit issued, effective and expiration dates cannot be changed in ICIS.

- Multi-value tags must have all possible values submitted for them (e.g., all Permit contacts) instead of the one that changed in order to avoid removing values unnecessarily (refer to Section 3.5.4.1 for details on multi-value tags).

REPLACE

- Any replace transaction for a permit that does not already exist in ICIS will be treated as a New transaction using the data provided in the tags of the replace transaction (see rules for New above).
- Any replace transaction for a permit that already exists in ICIS will have only the tags that are present saved to their corresponding fields in ICIS. All of the other fields in ICIS will be blanked out (see rules for Changes above).
- If an asterisk is used in a tag to blank out a non-mandatory field in ICIS it will be ignored.

DELETES

- If a Delete transaction for a Master General Permit has any extra data tags along with the PermitIdentifier, those extra tags will be ignored.
- A Delete transaction will remove a Master General Permit as well as any child Permit records and links (i.e., Permitted Features, Limit Sets, Limits, Narrative Conditions, Permit Schedules, Permit Tracking Events, Non-Government Contacts, and Links to Government Contacts) from ICIS.

8.3 PERMIT COMPONENT MAPPING AND RULES

8.3.1 Permit Component Mapping

| XML Tag Name | PCS Counterpart | PCS Code Table | ICIS Code Table | ICIS Column | Comments |
|------------------|----------------------|----------------|-----------------|----------------------------------|---|
| PermitIdentifier | Permit Number (NPID) | | | Icis_permit.external_permit_nmbr | Must have postal code as the first 2 characters. Same postal codes as PCS except for Gulf of Mexico permits: GE is to be used by Region 4 and GM is to be used by Region 6. |

| XML Tag Name | PCS Counterpart | PCS Code Table | ICIS Code Table | ICIS Column | Comments |
|-------------------------------------|-----------------|----------------|----------------------------|--|--|
| Biosolids Permit Component | | | | | Permits with a PermitTypeCode of IIU, SIN or UFT cannot have a Biosolids permit component in ICIS. |
| BiosolidsTypeCode | N/A | | Ref_biosolid_type | xref_perm_biosolid_type.biosolid_type_code | |
| BiosolidsEndUseDisposalTypeCode | N/A | | Ref_biosolid_disposal_type | xref_perm_biosolid_disposal_ty.biosolid_disposal_type_code | |
| EQProductDistributedMarketedAmount | N/A | | | icis_perm_biosolid.eq_product_amt | |
| LandAppliedAmount | N/A | | | icis_perm_biosolid.land_applied_amt | |
| IncineratedAmount | N/A | | | icis_perm_biosolid.incinerated_amt | |
| CodisposedInMSWLandfillAmount | N/A | | | icis_perm_biosolid.co_disposed_amt | |
| SurfaceDisposalAmount | N/A | | | icis_perm_biosolid.surface_disposal_amt | |
| ManagedOtherMethodsAmount | N/A | | | icis_perm_biosolid.other_method_amt | |
| ReceivedOffsiteSourcesAmount | N/A | | | icis_perm_biosolid.os_source_amt | |
| TransferredAmount | N/A | | | icis_perm_biosolid.transferred_amt | |
| DisposedOutOfStateAmount | N/A | | | icis_perm_biosolid.os_disposed_amt | |
| BeneficiallyUsedOutOfStateAmount | N/A | | | icis_perm_biosolid.os_beneficially_used_amt | |
| ManagedOtherMethodsOutOfStateAmount | N/A | | | icis_perm_biosolid.os_other_method_amt | |
| TotalRemovedAmount | N/A | | | icis_perm_biosolid.total_removed_amt | |

| XML Tag Name | PCS Counterpart | PCS Code Table | ICIS Code Table | ICIS Column | Comments |
|-----------------------------------|--|----------------|-------------------------|--|--|
| AnnualDrySludgeProductionNumber | Annual Dry Sludge Production Volume (SLPV) | | | icis_perm_biosolid.annual_dry_sludge | |
| CAFO Permit Component | | | | | Permits with a PermitTypeCode of IIU, APR or UFT cannot have a CAFO permit component in ICIS. |
| CAFOClassificationCode | N/A | | Ref_cafo_classification | icis_perm_cafo.cafo_classification_code | If CAFOClassificationCode contains "S" the CAFODesignationReasonText tag must be present or its corresponding field in ICIS must contain a reason. |
| IsAnimalFacilityTypeCAFOIndicator | N/A | | | icis_perm_cafo.cafo_animal_facility_flag | |
| CAFODesignationDate | N/A | | | icis_perm_cafo.designation_date | |
| CAFODesignationReasonText | N/A | | | icis_perm_cafo.cafo_reason_text | If the CAFODesignationReasonText tag is present the CAFOClassificationCode tag or its corresponding field in ICIS must contain "S". |
| AnimalTypeCode | N/A | | Ref_animal_type | icis_perm_cafo_animal_type.animal_type_code | If AnimalTypeCode = "OTH" the OtherAnimalTypeName tag must be present or its corresponding field in ICIS must contain a description. |
| OtherAnimalTypeName | N/A | | | icis_perm_cafo_animal_type.animal_type_other | If the OtherAnimalTypeName tag is present the AnimalTypeCode tag or its corresponding field in ICIS must contain "OTH". |
| TotalNumbersEachLivestock | N/A | | | icis_perm_cafo_animal_type.total_nmbr | Must equal the sum of the values in the OpenConfinementCount + HousedUnderRoofConfinementCount tags or their corresponding fields in ICIS. |

| XML Tag Name | PCS Counterpart | PCS Code Table | ICIS Code Table | ICIS Column | Comments |
|--|-----------------|----------------|----------------------|---|---|
| OpenConfinementCount | N/A | | | icis_perm_cafo_animal_type.open_confinement_count | This tag and/or the HousedUnderRoofConfinement tag must be present or its corresponding field in ICIS must contain a number when the AnimalType tag is present. |
| HousedUnderRoofConfinementCount | N/A | | | icis_perm_cafo_animal_type.under_roof_confinement_count | This tag and/or the OpenConfinementCount tag must be present or their corresponding fields in ICIS must contain a number when the AnimalType tag is present. |
| ManuerLitterProcessedWastewaterStorageType | N/A | | Ref_storage_type | icis_perm_cafo_storage.storage_type_code | If ManuerLitterProcessedWastewaterStorageType = "OTH" the OtherStorageTypeName tag must be present or its corresponding field in ICIS must contain a description. |
| OtherStorageTypeName | N/A | | | icis_perm_cafo_containment.storage_type_other | If the OtherStorageTypeName tag is present the ManuerLitterProcessedWastewaterStorageType tag or its corresponding field in ICIS must contain "OTH". |
| StorageTotalCapacityMeasure | N/A | | | icis_perm_cafo_storage.total_capacity_measure | This tag must be present when the ManuerLitterProcessedWastewaterStorageType tag is present or its corresponding field in ICIS must contain a code. |
| DaysOfStorage | N/A | | | icis_perm_cafo_storage.days_of_storage | |
| ContainmentTypeCode | N/A | | Ref_containment_type | icis_perm_cafo_containment.containment_type_code | If ContainmentTypeCode = "OTH" the OtherContainmentTypeName tag must be present or its corresponding field in ICIS must contain a description. |

| XML Tag Name | PCS Counterpart | PCS Code Table | ICIS Code Table | ICIS Column | Comments |
|--|-----------------|----------------|-----------------|---|---|
| OtherContainmentTypeName | N/A | | | icis_perm_cafo.containment.containment_type_other | If the OtherContainmentTypeName tag is present the ContainmentTypeCode tag or its corresponding field in ICIS must contain "OTH". |
| ContainmentCapacityNumber | N/A | | | icis_perm_cafo.containment.containment_capacity | This tag must be present or its corresponding field in ICIS must contain a number when the ContainmentTypeCode tag is present. |
| NumberAcresContributingDrainage | N/A | | | icis_perm_cafo.nmbr_of_acres_drainage | |
| ApplicationMeasureAvailableLandNumber | N/A | | | icis_perm_cafo.land_available | |
| SolidManureLitterGeneratedAmount | N/A | | | icis_perm_cafo.solid_manure_generated_amt | |
| LiquidManureWastewaterGeneratedAmount | N/A | | | icis_perm_cafo.liquid_manure_generated_amt | |
| SolidManureLitterTransferAmount | N/A | | | icis_perm_cafo.solid_manure_transferred_amt | |
| LiquidManureWastewaterTransferAmount | N/A | | | icis_perm_cafo.liquid_manure_transferred_amt | |
| NMPDevelopedCertifiedPlanerApprovedIndicator | N/A | | | icis_perm_cafo.nmp_flag | |
| NMPDevelopedDate | N/A | | | icis_perm_cafo.nmp_developed_date | |
| NMPLastUpdatedDate | N/A | | | icis_perm_cafo.nmp_last_updated_date | |
| EnvironmentalManagementSystemIndicator | N/A | | | icis_perm_cafo.ems_flag | |
| EMSDevelopedDate | N/A | | | icis_perm_cafo.ems_developed_date | |

| XML Tag Name | PCS Counterpart | PCS Code Table | ICIS Code Table | ICIS Column | Comments |
|--|-----------------|----------------|-----------------|---|--|
| EMSLastUpdatedDate | N/A | | | icis_perm_cafo.ems_last_updated_date | |
| LandApplicationBMPTTypeCode | N/A | | Ref_bmp | icis_perm_cafo.bmp.bmp_code | If LandApplicationBMPTTypeCode = "OTH" the OtherLandApplicationBMPTTypeNa me tag must be present or its corresponding field in ICIS must contain a name. |
| OtherLandApplicationBMPTTypeNa me | N/A | | | icis_perm_cafo.bmp.bmp_other | If the OtherLandApplicationBMPTTypeNa me tag is present the LandApplicationBMPTTypeCode tag or its corresponding field in ICIS must contain "OTH". |
| LivestockMaximumCapacity Number | N/A | | | icis_perm_cafo.livestock_max_capacity | |
| LivestockCapacityDeterminat ionBasedUponNumber | N/A | | | icis_perm_cafo.livestock_determin _capacity | |
| AuthorizedLivestockCapacity Number | N/A | | | icis_perm_cafo.livestock_authoriz ed_capacity | |
| LegalDescriptionText | N/A | | | icis_perm_cafo.legal_desc | |
| CSO Permit Component | | | | | Permits with a PermitTypeCode of IIU, SIN, APR or UFT cannot have a CSO permit component in ICIS. |
| CSSPopulationServedNumbe r | N/A | | | icis_perm_cso.css_population | |
| CombinedSewerSystemLengt h | N/A | | | icis_perm_cso.css_length | |
| CollectionSystemCombinedP ercent | N/A | | | icis_perm_cso.percent_of_collecti on | |
| SatelliteCollectionSystemIde ntifier | N/A | | | icis_perm_cso_satellite.css_satellit e_name | Must be a valid NPDES ID of a permit that exists in ICIS. |

| XML Tag Name | PCS Counterpart | PCS Code Table | ICIS Code Table | ICIS Column | Comments |
|--|-------------------------------|----------------|----------------------------|--|---|
| SatelliteCollectionSystemName | N/A | | | icis_perm_cso_satellite.css_satellite_permit_id | |
| POTW Permit Component | | | | | Permits with a PermitTypeCode of IIU, APR or UFT cannot have a POTW permit component in ICIS. Permit with data in the MajorMinorRatingCode tag or its corresponding field in ICIS cannot have a POTW permit component in ICIS. |
| SSCSPopulationServed | N/A | | | icis_perm_sso.sscs_length | |
| CombinedSSCSSystemLength | N/A | | | icis_perm_sso.sscs_population | |
| SatelliteCollectionSystemIdentifier | N/A | | | icis_perm_sso_satellite.sscs_satellite_name | Must be a valid NPDES ID of a permit that exists in ICIS. |
| SatelliteCollectionSystemName | N/A | | | icis_perm_sso_satellite.sscs_satellite_permit_id | |
| Pretreatment Permit Component | | | | | Permits with a PermitTypeCode of IIU, SIN or UFT cannot have a Pretreatment permit component in ICIS. |
| PretreatmentProgramRequiredIndicatorCode | Pretreatment Type Code (PRET) | 380 | Ref_pretreatment_indicator | icis_perm_pretreatment.pretreatment_indicator_code | If the PretreatmentProgramRequiredIndicatorCode tag contains "Y" the PretreatmentProgramApprovedDate tag must be present. If the PretreatmentProgramRequiredIndicatorCode tag contains "C" the ControlAuthorityNPDESIdentifier must be present and have a PretreatmentProgramRequiredIndicatorCode tag containing "Y". |

| XML Tag Name | PCS Counterpart | PCS Code Table | ICIS Code Table | ICIS Column | Comments |
|------------------------------------|-----------------|----------------|-----------------|---|---|
| | | | | | <p>If the PretreatmentProgramRequiredIndicatorCode tag contains “S” the ControlAuthorityStateAgencyCode tag must also be present.</p> <p>If the PretreatmentProgramRequiredIndicatorCode tag contains “E” the ControlAuthorityRegionalAgencyCode tag must also be present.</p> |
| ControlAuthorityStateAgencyCode | N/A | | Ref_state | icis_perm_pretreatment.state_code | The PretreatmentProgramRequiredIndicatorCode tag must also be present and contain an “S”. |
| ControlAuthorityRegionalAgencyCode | N/A | | Ref_region | icis_perm_pretreatment.region_code | The PretreatmentProgramRequiredIndicatorCode tag must also be present and contain an “E”. |
| ControlAuthorityNPDESIdentifier | N/A | | | icis_perm_pretreatment.control_auth_permit_id | <p>The ControlAuthorityNPDESIdentifier must contain the valid NPDES ID of another permit that exists in ICIS with a pretreatment component having a Pretreatment Program Required Indicator Code of “Y”.</p> <p>When the ControlAuthorityNPDESIdentifier tag is present the PretreatmentProgramRequiredIndicatorCode tag or its corresponding field in ICIS must contain a “C”.</p> |
| PretreatmentProgramApprovedDate | N/A | | | icis_perm_pretreatment.pretreatment_approved_date | |

| XML Tag Name | PCS Counterpart | PCS Code Table | ICIS Code Table | ICIS Column | Comments |
|--|-----------------|----------------|------------------------|---|---|
| Storm Water Construction Permit Component | | | | | Permits with a PermitTypeCode of IIU, SIN, APR or UFT cannot have a Storm Water permit component in ICIS. |
| StateWaterBodyName | N/A | | | icis_perm_storm_water_body.state_water_body_name | |
| ReceivingMS4Name | N/A | | | icis_perm_storm_water_ms4_name.receiving_ms4_name | |
| ImpairedWaterIndicator | N/A | | | icis_perm_storm_water.impaired_water_flag | |
| HistoricPropertyIndicator | N/A | | | icis_perm_storm_water.hist_prop_flag | If HistoricPropertyIndicator = "Y" the HistoricPropertyCriterionMetCode tag must be present or its corresponding field in ICIS must contain a code. |
| HistoricPropertyCriterionMetCode | N/A | | Ref_historic_criterion | icis_perm_storm_water.historic_criterion_code | If HistoricPropertyIndicator = "Y" the HistoricPropertyCriterionMetCode tag must be present or its corresponding field in ICIS must contain a code. |
| SpeciesCriticalHabitatIndicator | N/A | | | icis_perm_storm_water.species_critical_habitat_flag | If SpeciesCriticalHabitatIndicator = "Y" the SpeciesCriterionMetCode tag must be present or its corresponding field in ICIS must contain a code. |
| SpeciesCriterionMetCode | N/A | | Ref_species_criterion | icis_perm_storm_water.species_criterion_code | If SpeciesCriticalHabitatIndicator = "Y" the SpeciesCriterionMetCode tag must be present or its corresponding field in ICIS must contain a code. |

| XML Tag Name | PCS Counterpart | PCS Code Table | ICIS Code Table | ICIS Column | Comments |
|-------------------------------------|-----------------|----------------|-----------------------|--|---|
| NOISignatureDate | N/A | | | icis_perm_storm_water.noi_signature_date | This tag is only allowed for General Permit Covered Facility permits. |
| NOIPostmarkDate | N/A | | | icis_perm_storm_water.noi_postmark_date | This tag is only allowed for General Permit Covered Facility permits. |
| NOIReceivedDate | N/A | | | icis_perm_storm_water.noi_received_date | This tag is only allowed for General Permit Covered Facility permits. |
| CompleteNOIReceivedDate | N/A | | | icis_perm_storm_water.complete_noi_received_date | This tag is only allowed for General Permit Covered Facility permits. |
| NOTTerminationDate | N/A | | | icis_perm_construction.not_termination_date | This tag is only allowed for General Permit Covered Facility permits. |
| NOTSignatureDate | N/A | | | icis_perm_construction.not_signature_date | This tag is only allowed for General Permit Covered Facility permits. |
| NOTPostmarkDate | N/A | | | icis_perm_construction.not_postmark_date | This tag is only allowed for General Permit Covered Facility permits. |
| NOTReceivedDate | N/A | | | icis_perm_construction.not_received_date | This tag is only allowed for General Permit Covered Facility permits. |
| ProjectTypeCode | N/A | | Ref_project_type | icis_perm_construction.project_type_code | |
| EstimatedStartDate | N/A | | | icis_perm_construction.estimated_begin_date | |
| EstimatedCompleteDate | N/A | | | icis_perm_construction.estimated_end_date | |
| EstimatedAreaDistributedAcresNumber | N/A | | | icis_perm_construction.estimated_area_disturbed | |
| ProjectPlanSizeCode | N/A | | Ref_project_plan_size | icis_perm_construction.project_plan_size_code | |

| XML Tag Name | PCS Counterpart | PCS Code Table | ICIS Code Table | ICIS Column | Comments |
|--|-----------------|----------------|------------------------|---|---|
| Storm Water Industrial Permit Component | | | | | Permits with a PermitTypeCode of IIU, SIN, APR or UFT cannot have a Storm Water permit component in ICIS. |
| StateWaterBodyName | N/A | | | icis_perm_storm_water_body.state_water_body_name | |
| ReceivingMS4Name | N/A | | | icis_perm_storm_water_ms4_name.receiving_ms4_name | |
| ImpairedWaterIndicator | N/A | | | icis_perm_storm_water.impaired_water_flag | |
| HistoricPropertyIndicator | N/A | | | icis_perm_storm_water.hist_prop_flag | If HistoricPropertyIndicator = “Y” the HistoricPropertyCriterionMetCode tag must be present or its corresponding field in ICIS must contain a code. |
| HistoricPropertyCriterionMetCode | N/A | | Ref_historic_criterion | icis_perm_storm_water.historic_criterion_code | If HistoricPropertyIndicator = “Y” the HistoricPropertyCriterionMetCode tag must be present or its corresponding field in ICIS must contain a code. |
| SpeciesCriticalHabitatIndicator | N/A | | | icis_perm_storm_water.species_critical_habitat_flag | If SpeciesCriticalHabitatIndicator = “Y” the SpeciesCriterionMetCode tag must be present or its corresponding field in ICIS must contain a code. |
| SpeciesCriterionMetCode | N/A | | Ref_species_criterion | icis_perm_storm_water.species_criterion_code | If SpeciesCriticalHabitatIndicator = “Y” the SpeciesCriterionMetCode tag must be present or its corresponding field in ICIS must contain a code. |

| XML Tag Name | PCS Counterpart | PCS Code Table | ICIS Code Table | ICIS Column | Comments |
|-----------------------------|-----------------|----------------|-----------------|--|--|
| NOISignatureDate | N/A | | | icis_perm_storm_water.noi_signature_date | This tag is only allowed for General Permit Covered Facility permits. |
| NOIPostmarkDate | N/A | | | icis_perm_storm_water.noi_postmark_date | This tag is only allowed for General Permit Covered Facility permits. |
| NOIReceivedDate | N/A | | | icis_perm_storm_water.noi_received_date | This tag is only allowed for General Permit Covered Facility permits. |
| CompleteNOIReceivedDate | N/A | | | icis_perm_storm_water.complete_noi_received_date | This tag is only allowed for General Permit Covered Facility permits. |
| NOTTerminationDate | N/A | | | icis_perm_construction.not_termination_date | This tag is only allowed for General Permit Covered Facility permits. |
| NOTSignatureDate | N/A | | | icis_perm_construction.not_signature_date | This tag is only allowed for General Permit Covered Facility permits. |
| NOTPostmarkDate | N/A | | | icis_perm_construction.not_postmark_date | This tag is only allowed for General Permit Covered Facility permits. |
| NOTReceivedDate | N/A | | | icis_perm_construction.not_received_date | This tag is only allowed for General Permit Covered Facility permits. |
| NoExposureAuthorizationDate | N/A | | | icis_perm_industrial.no_expo_auth_date | This tag is only allowed for General Permit Covered Facility permits. |
| NoExposurePostmarkDate | N/A | | | icis_perm_industrial.no_expo_postmark_date | This tag is only allowed for General Permit Covered Facility permits. If this tag is present the NoExposureAuthorizationDate tag must be present or its corresponding field in ICIS must contain a date. |
| NoExposureEvaluationDate | N/A | | | icis_perm_industrial.no_expo_eval_date | This tag is only allowed for General Permit Covered Facility permits. If this tag is present the NoExposureAuthorizationDate tag must be present or its corresponding field in ICIS must contain a date. |

| XML Tag Name | PCS Counterpart | PCS Code Table | ICIS Code Table | ICIS Column | Comments |
|--|-----------------|----------------|------------------------|---|--|
| NoExposureEvaluationBasisCode | N/A | | Ref_no_expo_eval_basis | icis_perm_industrial.no_expo_eval_basis_code | This tag is only allowed for General Permit Covered Facility permits. If this tag is present the NoExposureAuthorizationDate tag must be present or its corresponding field in ICIS must contain a date. |
| NoExposureCriteriaMetIndicator | N/A | | | icis_perm_industrial.no_expo_criteria_met_flag | This tag is only allowed for General Permit Covered Facility permits. If this tag is present the NoExposureAuthorizationDate tag must be present or its corresponding field in ICIS must contain a date. |
| PavedRoofSize | N/A | | | icis_perm_industrial.paved_roof_size | This tag is only allowed for General Permit Covered Facility permits. If this tag is present the NoExposureAuthorizationDate tag must be present or its corresponding field in ICIS must contain a date. |
| IndustrialActivitySize | N/A | | | icis_perm_industrial.industrial_activity_size | This tag is only allowed for General Permit Covered Facility permits. If this tag is present the NoExposureAuthorizationDate tag must be present or its corresponding field in ICIS must contain a date. |
| Storm Water MS4 Medium/Large Permit Component | | | | | Only permits with a PermitTypeCode of NPD may have a Storm Water Medium/Large permit component in ICIS. |
| StateWaterBodyName | N/A | | | icis_perm_storm_water_body.state_water_body_name | |
| ReceivingMS4Name | N/A | | | icis_perm_storm_water_ms4_name.receiving_ms4_name | |
| ImpairedWaterIndicator | N/A | | | icis_perm_storm_water.impaired_ | |

| XML Tag Name | PCS Counterpart | PCS Code Table | ICIS Code Table | ICIS Column | Comments |
|----------------------------------|-----------------|----------------|------------------------|---|---|
| | | | | water_flag | |
| HistoricPropertyIndicator | N/A | | | icis_perm_storm_water.hist_prop_flag | If HistoricPropertyIndicator = “Y” the HistoricPropertyCriterionMetCode tag must be present or its corresponding field in ICIS must contain a code. |
| HistoricPropertyCriterionMetCode | N/A | | Ref_historic_criterion | icis_perm_storm_water.historic_criterion_code | If HistoricPropertyIndicator = “Y” the HistoricPropertyCriterionMetCode tag must be present or its corresponding field in ICIS must contain a code. |
| SpeciesCriticalHabitatIndicator | N/A | | Ref_species_criterion | icis_perm_storm_water.species_criterion_code | If SpeciesCriticalHabitatIndicator = “Y” the SpeciesCriterionMetCode tag must be present or its corresponding field in ICIS must contain a code. |
| SpeciesCriterionMetCode | N/A | | | icis_perm_storm_water.species_critical_habitat_flag | If SpeciesCriticalHabitatIndicator = “Y” the SpeciesCriterionMetCode tag must be present or its corresponding field in ICIS must contain a code. |
| LegalEntityTypeCode | N/A | | Ref_legal_entity | icis_perm_storm_water_ms4.legal_entity_code | |
| MS4PermitClassCode | N/A | | Ref_ms4_perm_class | icis_perm_storm_water_ms4.ms4_perm_class_code | |
| MS4TypeCode | N/A | | Ref_ms4_type | icis_perm_storm_water_ms4.ms4_type_code | |
| MS4AcreageCoveredNumber | N/A | | | icis_perm_storm_water_ms4.ms4_acreage_covered | |

| XML Tag Name | PCS Counterpart | PCS Code Table | ICIS Code Table | ICIS Column | Comments |
|---------------------------------------|-----------------|----------------|--------------------|--|--|
| MS4PopulationServedNumber | N/A | | | icis_perm_storm_water_ms4.ms4_population_served | |
| UrbanizedAreaIncorporatedPlaceName | N/A | | | icis_perm_storm_water_ms4.urbanized_area | |
| MS4AnnualExpenditureDollars | N/A | | | icis_perm_storm_water_ms4.ms4_annual_expenditure | |
| MS4AnnualExpenditureYear | N/A | | | icis_perm_storm_water_ms4.ms4_annual_expenditure_year | |
| MS4BudgetDollars | N/A | | | icis_perm_storm_water_ms4.ms4_budget | |
| MS4BudgetYear | N/A | | | icis_perm_storm_water_ms4.ms4_budget_year | |
| ProjectSourcesOfFundingCode | N/A | | Ref_source_funding | icis_perm_storm_water_ms4.source_funding_code | |
| MajorOutfallEstimatedMeasureIndicator | N/A | | | icis_perm_storm_water_ms4.major_outfall_measure_criteria | The MajorOutfallEstimatedMeasureIndicator tag must be present or its corresponding field in ICIS must contain data when MajorOutfallNumber > 0 |
| MajorOutfallNumber | N/A | | | icis_perm_storm_water_ms4.major_outfall_measure | If MajorOutfallNumber > 0 the MajorOutfallEstimatedMeasureIndicator tag must be present or its corresponding field in ICIS must contain data. |
| MinorOutfallEstimatedMeasureIndicator | N/A | | | icis_perm_storm_water_ms4.minor_outfall_measure_criteria | The MinorOutfallEstimatedMeasureIndicator tag must be present or its corresponding field in ICIS must contain data when MajorOutfallNumber > 0 |

| XML Tag Name | PCS Counterpart | PCS Code Table | ICIS Code Table | ICIS Column | Comments |
|---|-----------------|----------------|------------------------|---|---|
| MinorOutfallNumber | N/A | | | icis_perm_storm_water_ms4.minor_outfall_measure | If MinorOutfallNumber > 0 the MajorOutfallEstimatedMeasureIndicator tag must be present or its corresponding field in ICIS must contain data. |
| Storm Water MS4 Small Permit Component | | | | | Permits with a PermitTypeCode of IIU, SIN, APR or UFT cannot have a Storm Water permit component in ICIS. |
| StateWaterBodyName | N/A | | | icis_perm_storm_water_body.state_water_body_name | |
| ReceivingMS4Name | N/A | | | icis_perm_storm_water_ms4_name.receiving_ms4_name | |
| ImpairedWaterIndicator | N/A | | | icis_perm_storm_water.impaired_water_flag | |
| HistoricPropertyIndicator | N/A | | | icis_perm_storm_water.hist_prop_flag | If HistoricPropertyIndicator = “Y” the HistoricPropertyCriterionMetCode tag must be present or its corresponding field in ICIS must contain a code. |
| HistoricPropertyCriterionMetCode | N/A | | Ref_historic_criterion | icis_perm_storm_water.historic_criterion_code | If HistoricPropertyIndicator = “Y” the HistoricPropertyCriterionMetCode tag must be present or its corresponding field in ICIS must contain a code. |
| SpeciesCriticalHabitatIndicator | N/A | | | icis_perm_storm_water.species_criterion_code | If SpeciesCriticalHabitatIndicator = “Y” the SpeciesCriterionMetCode tag must be present or its corresponding field in ICIS must contain a code. |

| XML Tag Name | PCS Counterpart | PCS Code Table | ICIS Code Table | ICIS Column | Comments |
|---|-----------------|----------------|---------------------------|--|--|
| SpeciesCriterionMetCode | N/A | | Ref_species_crit erion | icis_perm_storm_water.species_cri tical_habital_flag | If SpeciesCriticalHabitatIndicator = “Y” the SpeciesCriterionMetCode tag must be present or its corresponding field in ICIS must contain a code. |
| LegalEntityTypeCode | N/A | | Ref_legal_entity | icis_perm_storm_water_ms4.legal _entity_code | |
| MS4PermitClassCode | N/A | | Ref_ms4_perm_ class | icis_perm_storm_water_ms4.ms4_ perm_class_code | |
| MS4TypeCode | N/A | | Ref_ms4_type | icis_perm_storm_water_ms4.ms4_ type_code | |
| MS4AcreageCoveredNumber | N/A | | | icis_perm_storm_water_ms4.ms4_ acreage_covered | |
| MS4PopulationServedNumbe r | N/A | | | icis_perm_storm_water_ms4.ms4_ population_served | |
| UrbanizedAreaIncorporatedPl aceName | N/A | | | icis_perm_storm_water_ms4.urban ized_area | |
| MS4AnnualExpenditureDollars | N/A | | | icis_perm_storm_water_ms4.ms4_ annual_expenditure | |
| MS4AnnualExpenditureYear | N/A | | | icis_perm_storm_water_ms4.ms4_ annual_expenditure_year | |
| MS4BudgetDollars | N/A | | | icis_perm_storm_water_ms4.ms4_ budget | |
| MS4BudgetYear | N/A | | | icis_perm_storm_water_ms4.ms4_ budget_year | |
| ProjectSourcesOfFundingCod e | N/A | | Ref_source_fund ing | icis_perm_storm_water_ms4.sourc e_funding_code | |
| MajorOutfallEstimatedMeasu reIndicator | N/A | | | icis_perm_storm_water_ms4.major _outfall_measure_criteria | The MajorOutfallEstimatedMeasureIndic |

| XML Tag Name | PCS Counterpart | PCS Code Table | ICIS Code Table | ICIS Column | Comments |
|---------------------------------------|-----------------|----------------|-----------------|--|---|
| | | | | | ator tag must be present or its corresponding field in ICIS must contain data when MajorOutfallNumber > 0 |
| MajorOutfallNumber | N/A | | | icis_perm_storm_water_ms4.major_outfall_measure | If MajorOutfallNumber > 0 the MajorOutfallEstimatedMeasureIndicator tag must be present or its corresponding field in ICIS must contain data. |
| MinorOutfallEstimatedMeasureIndicator | N/A | | | icis_perm_storm_water_ms4.major_outfall_measure_criteria | The MinorOutfallEstimatedMeasureIndicator tag must be present or its corresponding field in ICIS must contain data when MajorOutfallNumber > 0 |
| MinorOutfallNumber | N/A | | | icis_perm_storm_water_ms4.minor_outfall_measure | If MinorOutfallNumber > 0 the MajorOutfallEstimatedMeasureIndicator tag must be present or its corresponding field in ICIS must contain data. |
| QualifyingLocalProgramIndicator | N/A | | | icis_perm_storm_water_ms4.qualifying_local_program_flag | |
| QualifyingLocalProgramDescriptionText | N/A | | | icis_perm_storm_water_ms4.qualifying_local_program_text | |
| SharedResponsibilitiesIndicator | N/A | | | icis_perm_storm_water_ms4.shared_responsibility_flag | |
| SharedResponsibilitiesDescriptionText | N/A | | | icis_perm_storm_water_ms4.shared_responsibility_text | |

| XML Tag Name | PCS Counterpart | PCS Code Table | ICIS Code Table | ICIS Column | Comments |
|--|-----------------|----------------|-----------------------------|--|---|
| Construction Waiver (Storm Water MS4 Small Permit Component - GPCF Only) | N/A | | | | |
| ConstructionWaiverAuthorizationDate | N/A | | | icis_perm_construction.const_waiver_auth_date | This tag is only allowed for General Permit Covered Facility permits. |
| ConstructionWaiverCriteriaMetIndicator | N/A | | | icis_perm_construction.const_waiver_criteria_met_flag | This tag is only allowed for General Permit Covered Facility permits. |
| ConstructionWaiverEvaluationBasisCode | N/A | | Ref_const_waiver_eval_basis | icis_perm_construction.const_waiver_eval_basis_code | This tag is only allowed for General Permit Covered Facility permits. |
| ConstructionWaiverEvaluationDate | N/A | | | icis_perm_construction.const_waiver_eval_date | This tag is only allowed for General Permit Covered Facility permits. |
| ConstructionWaiverPostmarkDate | N/A | | | icis_perm_construction.const_waiver_postmark_date | This tag is only allowed for General Permit Covered Facility permits. |
| ProjectIsoerodentValue | N/A | | | icis_perm_construction.project_isoerodent_value | This tag is only allowed for General Permit Covered Facility permits. |
| ProjectEstimatedStartDate | N/A | | | icis_perm_construction.estimated_begin_date | This tag is only allowed for General Permit Covered Facility permits. |
| ProjectEstimatedCompletedDate | N/A | | | icis_perm_construction.estimated_end_date | This tag is only allowed for General Permit Covered Facility permits. |
| AffiliationTypeText | N/A | | Ref_affiliation_type | Table Name: Varies by module Column Name: affiliation_type_code | In ICIS, contacts and addresses are assigned their own set of affiliation type codes to choose from. Batch states must select codes where Affiliation_Catogory = "Non-Government"). Biosolid permit component contacts and addresses may only have affiliation type codes of BAP, BFA, BFO, BHA, BLA, BLO, BML, BOP BRP, BSF, BSH, BSM, BSO, BTW and SOA. |

| XML Tag Name | PCS Counterpart | PCS Code Table | ICIS Code Table | ICIS Column | Comments |
|-------------------------|----------------------------------|----------------|-----------------|--|---|
| | | | | | CAFO permit component contacts and addresses may only have affiliation type codes of CAI, CNC, COS and SOA. Storm Water permit component contacts and addresses may only be used for General Permit Covered Facility permits and have affiliation type codes of CAN, SWC, SWN, SWP, SWR, SWX, SW4 (if “SWX” is used the NoExposureAuthorizationDate tag must be present or its corresponding field in ICIS must contain a date). |
| FirstName | N/A | | | icis_contact.first_name | |
| MiddleName | N/A | | | icis_contact.middle_name | |
| LastName | N/A | | | icis_contact.last_name | |
| IndividualTitleText | N/A | | | icis_contact.title | |
| OrganizationFormalName | Sludge Commercial Handler (SNAM) | | | icis_contact.organization_formal_name, icis_address.organization_formal_name | Same as PCS. Sludge Commercial Handler refers to affiliation_type_code of BSH. |
| StateCode | Sludge Handler State (SSTT) | | Ref_state | icis_contact.state_code | Same as PCS but codes may have been added, changed or removed. Sludge Commercial Handler refers to affiliation_type_code of BSH. |
| RegionCode | N/A | | Ref_region | icis_contact.region_code | |
| TelephoneNumberTypeCode | N/A | | Ref_phone_type | icis_contact_phone.phone_type_code | PCS-based systems should use “OFF”. |
| TelephoneNumber | N/A | | | icis_contact_phone.telephone_number | Without parentheses, spaces, dots or dashes. |

| XML Tag Name | PCS Counterpart | PCS Code Table | ICIS Code Table | ICIS Column | Comments |
|-------------------------------|--------------------------------|----------------|-----------------|---|--|
| TelephoneExtensionNumber | N/A | | | icis_contact_phone.telephone_extension_nmbr | |
| ElectronicAddressText | N/A | | | icis_contact_electronic_addr.electronic_address_text | |
| StartDateOfContactAssociation | N/A | | | Table Name: Varies by module Column Name: begin_date | |
| EndDateOfContactAssociation | N/A | | | Table Name: Varies by module Column Name: end_date | |
| OrganizationDUNSNumber | N/A | | | icis_address.organization_duns_nmbr | |
| MailingAddressText | Sludge Handler Street 1 (SST1) | | | icis_address.street_address | Same as PCS. Sludge Commercial Handler refers to affiliation_type_code of BSH. |
| SupplementalAddressText | Sludge Handler Street 2 (SST2) | | | icis_address.supplemental_address_text | Same as PCS. Sludge Commercial Handler refers to affiliation_type_code of BSH. |
| MailingAddressCityName | Sludge Handler City (SCTY) | | | icis_address.city | Same as PCS. Sludge Commercial Handler refers to affiliation_type_code of BSH. |
| MailingAddressStateCode | Sludge Handler State (SSTT) | | Ref_state | icis_address.state_code | Same as PCS but codes may have been added, changed or removed. Sludge Commercial Handler refers to affiliation_type_code of BSH. |
| MailingAddressZipCode | Sludge Handler Zip Code (SZIP) | | | icis_address.zip | Same as PCS. Sludge Commercial Handler refers to affiliation_type_code of BSH. |
| CountyName | N/A | | | icis_address.county | |
| MailingAddressCountryCode | N/A | | Ref_country | icis_address.country_code | |
| DivisionName | N/A | | | icis_address.division_name | |
| LocationProvince | N/A | | | icis_address.province | |
| TelephoneNumberTypeCode | N/A | | Ref_phone_type | icis_address_phone.phone_type_code | PCS-based systems should use "OFF". |

| XML Tag Name | PCS Counterpart | PCS Code Table | ICIS Code Table | ICIS Column | Comments |
|-------------------------------|-----------------|----------------|-----------------|---|--|
| TelephoneNumber | N/A | | | icis_address_phone.telephone_nmbr | Without parentheses, spaces, dots or dashes. |
| TelephoneExtensionNumber | N/A | | | icis_address_phone.telephone_extension_nmbr | |
| ElectronicAddressText | N/A | | | icis_address_electronic_addr.electronic_address_text | |
| StartDateOfAddressAssociation | N/A | | | Table Name: Varies by module Column Name: begin_date | |
| EndDateOfAddressAssociation | N/A | | | Table Name: Varies by module Column Name: end_date | |

8.3.2 Rules for Parsing State Submitted Permit Component XML Files

A summary of rules for processing permit component data is provided in this section. Detailed explanations of these rules with examples can be found in the ICIS Permit Component Technical Specification document.

OVERALL

- ICIS reference tables have codes that are either Active or Inactive. Inactive codes were migrated from legacy data but the code is not being used anymore and cannot be selected when adding a new code or changing an existing code in ICIS. Active codes were both migrated from legacy data and newly created codes for ICIS and can be selected when adding a new code or changing an existing code in ICIS.
- Mass Deletes are applied first, Deletes are applied second, New transactions are applied third, Changes are applied fourth, and Replaces are applied last.
- Refer to the *ICIS-NPDES Example XML Instance Document* for specific instructions on generating XML files, the ICIS-NPDES XML Data Exchange Template for formatting and characteristic details on the XML tags, and Chapter 9 of this document for batch error messages.

NEW

- A new permit component record and any contact records will be added to ICIS.
- Only one biosolid, CAFO, CSO, SSO, pretreatment, storm water construction, storm water industrial, storm water MS4 large/medium and/or storm water MS4 small permit component may be added to a particular permit.
- At least one tag other than PermitIdentifier must be present in order to add a biosolids, CAFO or storm water permit component.
- Unpermitted Facilities, Individual Industrial User permits and Individual State Issued non-NPDES permits cannot have a biosolids permit component or a pretreatment component.
- Unpermitted Facilities, Individual Industrial User permits and Associated permits cannot have a CAFO permit component or a POTW permit component.
- Unpermitted Facilities, Individual Industrial User permits, Associated, and Individual State Issued non-NPDES permits cannot have a CSO permit component, or any of the storm water permit components.
- Only NPDES Individual permits may have a storm water MS4 medium/large permit component.
- A permit component can only be added to a General Permit Covered Facility if its Master General Permit has the component.
- If an asterisk is used in a tag to blank out the comment field in ICIS it will be ignored.

CHANGES

- A Change transaction must have all mandatory tags and at least one optional tag.
- Only the tags that are present in a permit component's Change transaction will be saved to their corresponding fields in ICIS. All other fields in ICIS will remain unchanged.
- A Change transaction must have all mandatory tags and one or more optional tags.
- One asterisk may be used in a tag to blank out the comments field in ICIS. The CSSPopulationServedNumber, CollectionSystemCombinedPercent, SSCSPopulationServedNumber and CombinedSSCSSystemLength tags cannot be blanked out with an asterisk.
- Multi-value tags must have all possible values submitted for them (e.g., all CAFO contacts) instead of the one that changed in order to avoid removing values unnecessarily (refer to Section 3.5.4.1 for details on multi-value tags).

REPLACE

- Any replace transaction for a permit component that does not already exist in ICIS will be treated as a New transaction using the data provided in the tags of the replace transaction to create a permit component record (see rules for New above).
- Any replace transaction for a permit component that already exists in ICIS will have only the tags that are present saved to their corresponding fields in ICIS. All of the other fields in ICIS will be blanked out (see rules for Changes above).

- If an asterisk is used in a tag to blank out a non-mandatory field in ICIS it will be ignored.

MASS DELETES

- If a Mass Delete transaction for a permit component has any extra data tags along with the PermitIdentifier, those extra tags will be ignored.
- A pretreatment permit component cannot be deleted if its permit is a receiving POTW or control authority for another permit that exists in ICIS, or its permit is associated with another permit as a pretreatment program.

8.4 UNPERMITTED FACILITY MAPPING AND RULES

8.4.1 Unpermitted Facility Mapping

| XML Tag Name | PCS Counterpart | PCS Code Table | ICIS Code Table | ICIS Column | Comments |
|--------------------------|-----------------------------------|----------------|-----------------|--|---|
| PermitIdentifier | Permit Number (NPID) | | | Icis_permit.external_permit_nmbr | Must have postal code as the first 2 characters. Same postal codes as PCS except for Gulf of Mexico permits: GE is to be used by Region 4 and GM is to be used by Region 6. |
| FacilitySiteName | Facility Short Name (FNMS) | | | icis_facility_interest.facility_name | Same as PCS. |
| LocationAddressText | Facility Location Street 1 (RST1) | | | icis_facility_interest.location_address | Same as PCS. |
| SupplementalLocationText | Facility Location Street 2 (RST2) | | | icis_facility_interest.supplemental_address_text | Same as PCS. |
| LocalityName | Facility Location City (RCTY) | | | icis_facility_interest.city | Same as PCS. |
| LocationStateCode | Facility Location State (RSTT) | | Ref_state | icis_facility_interest.state_code | Same as PCS. |
| LocationZipCode | Facility Location Zip Code (RZIP) | | | icis_facility_interest.zip | Same as PCS. |

| XML Tag Name | PCS Counterpart | PCS Code Table | ICIS Code Table | ICIS Column | Comments |
|--------------------------------------|----------------------------|----------------|--------------------|---|---|
| LocationCountryCode | N/A | | | icis_facility_interest.country_code | |
| OrganizationDUNSNumber | N/A | | | icis_facility_interest.organization_duns_nmbr | |
| StateFacilityIdentifier | N/A | | | icis_facility_interest.state_facility_id | |
| StateRegionCode | N/A | | | icis_facility_interest.state_region | |
| FacilityCongressionalDistrict Number | N/A | | | icis_facility_interest.congressional_dist_num | |
| FacilityClassification | N/A | | Ref_classification | xref_fac_int_classification.classification_code | |
| PolicyCode | N/A | | Ref_policy | xref_facility_interest_policy.policy_code | |
| OriginatingPrograms | N/A | | Ref_program | xref_facility_interest_program.program_code | |
| FacilityTypeOfOwnership | Type of Ownership (TYPO) | 200 | Ref_facility_type | icis_facility_interest.facility_type_code | Same as PCS but codes may have been added, changed or removed. |
| FederalFacilityIdentification Number | Federal Facility ID (FFID) | | | icis_facility_interest.federal_facility_id | Same as PCS. |
| FederalAgencyCode | N/A | | Ref_federal_agency | icis_facility_interest.federal_agency_code | |
| TribalLandCode | HQ Priority 1 (HQ01) | | Ref_tribal_land | icis_facility_interest.tribal_land_code | If HQ01 contains an "N" use "R790". If HQ01 contains an "I" use "-999". |
| ConstructionProjectName | N/A | | | icis_facility_interest.construction_project_name | |
| ConstructionProjectLatitude Measure | N/A | | | icis_facility_interest.construction_project_lat | Must be in decimal degrees. |
| ConstructionProjectLongitude Measure | N/A | | | icis_facility_interest.construction_project_long | Must be in decimal degrees. |
| SICCode | SIC Code (SIC2) | 140 | Ref_sic | xref_activity_sic_code, xref_facility_interest_sic.sic_code | Same as PCS but codes may have been added, changed or removed. |

| XML Tag Name | PCS Counterpart | PCS Code Table | ICIS Code Table | ICIS Column | Comments |
|----------------------------|--|----------------|-----------------|--|---|
| SICPrimaryIndicatorCode | N/A | | | xref_activity_sic.primary_flag, xref_facility_interest_sic.primary_flag | There can only be one primary SIC code, all others need to use "N". |
| NAICSCode | N/A | | Ref_naics | xref_activity_naics.naics_code, xref_facility_interest_naics.naics_code | |
| NAICSPPrimaryIndicatorCode | N/A | | | xref_activity_naics.primary_flag, xref_facility_interest_naics.primary_flag | There can only be one primary NAICS code, all others need to use "N". |
| SectionTownshipRange | N/A | | | icis_facility_interest.section_township_range | |
| FacilityComments | Attorney (ATNY) + Engineer (ENGI) + Sludge User Data Element 1 (SLP1) + Sludge User Data Element 2 (SLP2), Facility Name 2 (NAM2) + Facility Name 3 (NAM3) + Facility Name 4 (NAM4) | | | icis_facility_interest.comment_text | Fields are concatenated together in the order listed. |
| FacilityUserDefinedField1 | Regional Data Field 1 (RDF1) | | | icis_facility_interest.udf1 | Same as PCS. |
| FacilityUserDefinedField2 | Regional Data Field 2 (RDF2) | | | icis_facility_interest.udf2 | Same as PCS. |
| FacilityUserDefinedField3 | Regional Data Field 3 (RDF3) | | | icis_facility_interest.udf3 | Same as PCS. |
| FacilityUserDefinedField4 | Regional Data Field 4 (RDF4) | | | icis_facility_interest.udf4 | Same as PCS. |
| FacilityUserDefinedField5 | Regional Data Field 5 (RDF5) | | | icis_facility_interest.udf5 | Same as PCS. |

| XML Tag Name | PCS Counterpart | PCS Code Table | ICIS Code Table | ICIS Column | Comments |
|------------------|---------------------------|----------------|-----------------|--|--|
| LatitudeMeasure | Facility Latitude (FLAT) | | | icis_facility_interest.geocode_latitude | <p>PCS uses fixed format of hemisphere (+ or -), degrees, minutes, seconds, and tenths of a second (HDDMMSST). ICIS stores decimal degrees and if Latitude is not blank, Longitude must not be blank. Use the following formula to convert to decimal degrees: Decimal Degrees value = HD.A $A = [(M + S.T/60)/60]$ where A = the decimal part of the number D = degrees M = minutes S = seconds T = tenths of a second</p> |
| LongitudeMeasure | Facility Longitude (FLON) | | | icis_facility_interest.geocode_longitude | <p>PCS uses fixed format of hemisphere (+ or -), degrees, minutes, seconds, and tenths of a second (HDDDMMSST). ICIS stores decimal degrees and if Latitude is not blank, Longitude must not be blank. Use the following formula to convert to decimal degrees: Decimal Degrees value = HD.A $A = [(M + S.T/60)/60]$ where A = the decimal part of the number D = degrees M = minutes S = seconds T = tenths of a second</p> |

| XML Tag Name | PCS Counterpart | PCS Code Table | ICIS Code Table | ICIS Column | Comments |
|--------------------------------|--|----------------|-------------------------------|---|---|
| HorizontalAccuracyMeasure | Facility Lat/Lon Accuracy Code (FLLC) | 470 | | icis_facility_interest.horizontal_accuracy_measure | Free format in ICIS |
| GeometricTypeCode | N/A | | Ref_geometric_type | icis_facility_interest.geometric_type_code | |
| HorizontalCollectionMethodCode | Facility Lat/Lon Method of Collection (FLLM) | 471 | Ref_horizontal_collect_method | icis_facility_interest.horizontal_collection_method_code | Same as PCS but codes may have been added, changed or removed. |
| HorizontalReferenceDatumCode | Facility Lat/Lon Datum (FLLT) | 472 | Ref_horizontal_ref_datum | icis_facility_interest.horizontal_ref_datum_code | Same as PCS but codes may have been added, changed or removed. |
| ReferencePointCode | Facility Lat/Lon Description (FLLD) | 475 | Ref_reference_point | icis_facility_interest.reference_point_code | Same as PCS but codes may have been added, changed or removed. |
| SourceMapScaleNumber | Facility Lat/Lon Scale (FLLS) | 473 | | icis_facility_interest.source_map_scale_nmbr | Free format in ICIS |
| Permit Comments Text | N/A | | | icis_permit.comment_text | |
| AffiliationTypeText | N/A | | Ref_affiliation_type | xref_facility_interest_address.affiliation_type_code, xref_facility_interest_contact.affiliation_type_code | In ICIS, contacts and addresses are assigned their own set of affiliation type codes to choose from. Batch states must select codes where Affiliation_Catogory = “Non-Government”). Facility contacts and addresses may only have affiliation type codes of LAT, ENG, SOA, SAP, LOA, MAD, PCT, FOC, OPE, OWN, PCA, PMA, ATT, BOP, RES, REA, IFR, AFP, AMA, COF, SCT, CMC, ENC, CAN, LEH, COP. |
| FirstName | N/A | | | icis_contact.first_name | |
| MiddleName | N/A | | | icis_contact.middle_name | |

| XML Tag Name | PCS Counterpart | PCS Code Table | ICIS Code Table | ICIS Column | Comments |
|--------------------------|---|----------------|-----------------|---|--|
| LastName | N/A | | | icis_contact.last_name | |
| IndividualTitleText | N/A | | | icis_contact.title | |
| OrganizationFormalName | Primary Mailing Name (MNAM), Operator Name (ENAM), Owner Name (ONAM), Facility Name (NAM1) | | | icis_contact.organization_formal_name, icis_address.organization_formal_name | Same as PCS. Primary Mailing refers to affiliation_type_code of MAD, Operator refers to affiliation_type_code of OPE, Owner refers to affiliation_type_code of OWN, Facility refers to affiliation_type_code of PMA. |
| StateCode | Primary Mailing State (MSTT), Operator Mailing State (ESTT), Owner State (OSTT), Facility Location State (RSTT) | | Ref_state | icis_contact.state_code | Same as PCS but codes may have been added, changed or removed. Primary Mailing refers to affiliation_type_code of MAD, Operator refers to affiliation_type_code of OPE, Owner refers to affiliation_type_code of OWN, Facility refers to affiliation_type_code of PMA. |
| RegionCode | N/A | | Ref_region | icis_contact.region_code | |
| TelephoneNumberTypeCode | N/A | | Ref_phone_type | icis_contact_phone.phone_type_code | PCS-based systems should use "OFF". |
| TelephoneNumber | Operator Telephone (ETEL), Owner Telephone (OTEL) | | | icis_contact_phone.telephone_number | Same as PCS but without parentheses, spaces, dots or dashes. Operator refers to affiliation_type_code of OPE, Owner refers to affiliation_type_code of OWN. |
| TelephoneExtensionNumber | N/A | | | icis_contact_phone.telephone_extension_number | |
| ElectronicAddressText | N/A | | | icis_contact_electronic_address.electronic_address_text | |

| XML Tag Name | PCS Counterpart | PCS Code Table | ICIS Code Table | ICIS Column | Comments |
|-------------------------------|---|----------------|-----------------|---|--|
| StartDateOfContactAssociation | N/A | | | Table Name: Varies by module Column Name: begin_date | |
| EndDateOfContactAssociation | N/A | | | Table Name: Varies by module Column Name: end_date | |
| OrganizationDUNSNumber | N/A | | | icis_address.organization_duns_number | |
| MailingAddressText | Primary Mailing Street 1 (MST1), Operator Street 1 (EST1), Owner Street 1 (OST1), Facility Location Street 1 (RST1) | | | icis_address.street_address | Same as PCS. Primary Mailing refers to affiliation_type_code of MAD, Operator refers to affiliation_type_code of OPE, Owner refers to affiliation_type_code of OWN, Facility refers to affiliation_type_code of PMA. |
| SupplementalAddressText | Primary Mailing Street 2 (MST2), Operator Street 2 (EST2), Owner Street 2 (OST2), Facility Location Street 2 (RST2) | | | icis_address.supplemental_address_text | Same as PCS. Primary Mailing refers to affiliation_type_code of MAD, Operator refers to affiliation_type_code of OPE, Owner refers to affiliation_type_code of OWN, Facility refers to affiliation_type_code of PMA. |
| MailingAddressCityName | Primary Mailing City (MCTY), Operator City (ECTY), Owner City (OCTY), Facility Location City (RCTY) | | | icis_address.city | Same as PCS. Primary Mailing refers to affiliation_type_code of MAD, Operator refers to affiliation_type_code of OPE, Owner refers to affiliation_type_code of OWN, Facility refers to affiliation_type_code of PMA. |
| MailingAddressStateCode | Primary Mailing State (MSTT), Operator State (ESTT), Owner State (OSTT), | | Ref_state | icis_address.state_code | Same as PCS but codes may have been added, changed or removed. Primary Mailing refers to affiliation_type_code of MAD, Operator refers to affiliation_type_code of OPE, Owner |

| XML Tag Name | PCS Counterpart | PCS Code Table | ICIS Code Table | ICIS Column | Comments |
|-------------------------------|---|----------------|-----------------|---|--|
| | Facility Location State (RSTT) | | | | refers to affiliation_type_code of OWN, Facility refers to affiliation_type_code of PMA. |
| MailingAddressZipCode | Primary Mailing Zip Code (MZIP), Operator Zip Code (EZIP), Owner Zip Code (OZIP), Facility Location Zip Code (RZIP) | | | icis_address.zip | Same as PCS. Primary Mailing refers to affiliation_type_code of MAD, Operator refers to affiliation_type_code of OPE, Owner refers to affiliation_type_code of OWN, Facility refers to affiliation_type_code of PMA. |
| CountyName | N/A | | | icis_address.county | |
| MailingAddressCountryCode | N/A | | Ref_country | icis_address.country_code | |
| DivisionName | N/A | | | icis_address.division_name | |
| LocationProvince | N/A | | | icis_address.province | |
| TelephoneNumberTypeCode | N/A | | Ref_phone_type | icis_address_phone.phone_type_code | PCS-based systems should use "OFF". |
| TelephoneNumber | Operator Telephone (ETEL), Owner Telephone (OTEL) | | | icis_address_phone.telephone_number | Same as PCS but without parentheses, spaces, dots or dashes. Operator refers to affiliation_type_code of OPE, Owner refers to affiliation_type_code of OWN. |
| TelephoneExtensionNumber | N/A | | | icis_address_phone.telephone_extension_number | |
| ElectronicAddressText | N/A | | | icis_address_electronic_address_text | |
| StartDateOfAddressAssociation | N/A | | | Table Name: Varies by module Column Name: begin_date | |
| EndDateOfAddressAssociation | N/A | | | Table Name: Varies by module Column Name: end_date | |

8.4.2 Rules for Parsing State Submitted Unpermitted Facility XML Files

A summary of rules for processing unpermitted facility data is provided in this section. Detailed explanations of these rules with examples can be found in the ICIS Batch Unpermitted Facility Technical Specification document.

OVERALL

- ICIS reference tables have codes that are either Active or Inactive. Inactive codes were migrated from legacy data but the code is not being used anymore and cannot be selected when adding a new code or changing an existing code in ICIS. Active codes were both migrated from legacy data and newly created codes for ICIS and can be selected when adding a new code or changing an existing code in ICIS.
- Mass Deletes are applied first, Deletes are applied second, New transactions are applied third, Changes are applied fourth, and Replaces are applied last.
- Refer to the *ICIS-NPDES Example XML Instance Document* for specific instructions on generating XML files, the ICIS-NPDES XML Data Exchange Template for formatting and characteristic details on the XML tags, and Chapter 9 of this document for batch error messages.

MASS DELETE

- If a Mass Delete transaction has any extra data tags along with the PermitIdentifier tag, those extra tags will be ignored.
- Mass Delete will not delete an unpermitted facility that has one or more enforcement actions, inspections, single event violations or other activities in ICIS.
- Mass Delete of an unpermitted facility will result in a removal of the unpermitted facility record along with the link to its facility interest record.

NEW

- A new unpermitted facility record will be added along with links to a facility interest record.
- If an asterisk is used in a tag to blank out a non-mandatory field in ICIS it will be ignored.
- If a latitude is provided the longitude must be provided.
- If a longitude is provided the latitude must be provided.

CHANGE

- A Change transaction must have all mandatory tags and at least one optional tag.

- Only the tags that are present in an unpermitted facility's Change transaction will be saved to their corresponding fields in ICIS. All other fields in ICIS will remain unchanged.
- One asterisk must be used in a tag to blank out a non-mandatory field in ICIS.
- If a latitude is provided the longitude must either be provided or already exist in the ICIS record.
- If a longitude is provided the latitude must either be provided or already exist in the ICIS record.
- Multi-value tags must have all possible values submitted for them (e.g., all Permit contacts) instead of the one that changed in order to avoid removing values unnecessarily (refer to Section 3.5.4.1 for details on multi-value tags).

REPLACE

- Any replace transaction for a unpermitted facility that does not already exist in ICIS will be treated as a New transaction using the data provided in the tags of the replace transaction (see rules for New above).
- Any replace transaction for an unpermitted facility that already exists in ICIS will have only the tags that are present saved to their corresponding fields in ICIS. All of the other fields in ICIS will be blanked out (see rules for Changes above).
- If an asterisk is used in a tag to blank out a non-mandatory field in ICIS it will be ignored.

8.5 PERMITTED FEATURE MAPPING AND RULES

8.5.1 Permitted Feature Mapping

| XML Tag Name | PCS Counterpart | PCS Code Table | ICIS Code Table | ICIS Column | Comments |
|----------------------------|-------------------------|----------------|-----------------|-------------------------------------|---|
| PermitIdentifier | Permit Number (NPID) | | | Icis_permit.external_permit_nmbr | Must have postal code as the first 2 characters. Same postal codes as PCS except for Gulf of Mexico permits: GE is to be used by Region 4 and GM is to be used by Region 6. |
| PermittedFeatureIdentifier | Discharge Number (DSCH) | | | Icis_perm_feature.perm_feature_nmbr | Same as PCS but allows 3 to 4 characters instead of just 3 and 3 |

| XML Tag Name | PCS Counterpart | PCS Code Table | ICIS Code Table | ICIS Column | Comments |
|---|---|----------------|----------------------------|---|---|
| | | | | | characters do not require padding of zeroes or spaces on the left or right to make it 4 characters. One physical outfall should only have one PermittedFeatureIdentifier in ICIS with variations of that outfall's limit requirements assigned to their own unique LimitSetDesignators. |
| PermittedFeatureTypeCode | Outfall Type (OUTT) | 780 | Ref_permitted_feature_type | icis_perm_feature.perm_feature_type_code | Same as PCS but codes may have been added, changed or removed. |
| PermittedFeatureCharacteristics | Type of Waste (WAST) | 220 | Ref_characteristic | xref_perm_feature_character.characteristic_code | Same as PCS but codes may have been added, changed or removed. |
| PermittedFeatureDescription | Pipe Description (PIPE) | | | icis_perm_feature.perm_feature_text | Same as PCS. |
| PermittedFeatureTreatmentTypeCode | Treatment Type (TRET) | 190 | Ref_treatment_type | xref_perm_feature_treatment.treatment_type_code | Same as PCS but codes may have been added, changed or removed. |
| PermittedFeatureDesignFlowNumber | N/A | | | | |
| PermittedFeatureActualAverageFlowNumber | N/A | | | | |
| PermittedFeatureStateWaterBodyCode | USGS Hydrologic Basin Code (PHBC), Pipe Stream Segment (PSEG) | 800, 804 | | icis_perm_feature.state_water_body | Same as PCS. |
| PermittedFeatureStateWaterBodyName | Receiving Waters (RWAT) | | | icis_perm_feature.state_water_body_name | Same as PCS. |
| PermittedFeatureUserDefinedDataElement1 | Regional Pipe Indicator 1 (RDP1) | | | icis_perm_feature.udf1 | Same as PCS. |
| PermittedFeatureUserDefinedDataElement2 | Regional Pipe Indicator 2 (RDP2) | | | icis_perm_feature.udf2 | Same as PCS. |

| XML Tag Name | PCS Counterpart | PCS Code Table | ICIS Code Table | ICIS Column | Comments |
|------------------------------|-----------------------|----------------|-----------------|--|---|
| FieldSize | N/A | | | icis_perm_feature.field_size | |
| IsSiteOwnByFacility | N/A | | | icis_perm_feature.owned_by_facility_flag | |
| IsSystemLinedWithLeachate | N/A | | | icis_perm_feature.leachate_collection_flag | |
| DoesUnitHaveDailyCover | N/A | | | icis_perm_feature.daily_cover_flag | |
| PropertyBoundaryDistance | N/A | | | icis_perm_feature.distance_to_boundary | |
| IsRequiredNitrateGroundWater | N/A | | | icis_perm_feature.nitrate_monitoring_flag | |
| WellNumber | N/A | | | icis_perm_feature.well_nmbr | |
| LatitudeMeasure | Pipe Latitude (PLAT) | | | icis_perm_feature_coord.latitude_measure | PCS uses fixed format of hemisphere (+ or -), degrees, minutes, seconds, and tenths of a second (HDDMMSST). ICIS stores decimal degrees and if Latitude is not blank, Longitude must not be blank. Use the following formula to convert to decimal degrees: Decimal Degrees value = HD.A $A = [(M + S.T/60)/60]$ where A = the decimal part of the number D = degrees M = minutes S = seconds T = tenths of a second |
| LongitudeMeasure | Pipe Longitude (PLON) | | | icis_perm_feature_coord.longitude_measure | PCS uses fixed format of hemisphere (+ or -), degrees, minutes, seconds, and tenths of a second (HDDMMSST). ICIS stores |

| XML Tag Name | PCS Counterpart | PCS Code Table | ICIS Code Table | ICIS Column | Comments |
|----------------------------------|--|----------------|-------------------------------|--|---|
| | | | | | decimal degrees and if Latitude is not blank, Longitude must not be blank. Use the following formula to convert to decimal degrees: Decimal Degrees value = HD.A A = [(M + S.T/60)/60] where A = the decimal part of the number D = degrees M = minutes S = seconds T = tenths of a second |
| HorizontalAccuracyMeasure | Pipe Lat/Lon Accuracy Code (PLLC) | 470 | | icis_perm_feature_coord.horizontal_accuracy_measure | Free format in ICIS |
| GeometricTypeCode | N/A | | Ref_geometric_type | icis_perm_feature_coord.geometric_type_code | |
| HorizontalCollectionMethodCode | Pipe Lat/Lon Method of Collection (PLLM) | 471 | Ref_horizontal_collect_method | icis_perm_feature_coord.horizontal_collect_method_code | Same as PCS but codes may have been added, changed or removed. |
| HorizontalReferenceDatumCode | Pipe Lat/Lon Datum (PLLT) | 472 | Ref_horizontal_ref_datum | icis_perm_feature_coord.horizontal_ref_datum_code | Same as PCS but codes may have been added, changed or removed. |
| ReferencePointCode | Pipe Lat/Lon Description (PLLD) | 475 | Ref_reference_point | icis_perm_feature_coord.reference_point_code | Same as PCS but codes may have been added, changed or removed. |
| SourceMapScaleNumber | Pipe Lat/Lon Scale (PLLS) | 473 | | icis_perm_feature_coord.source_map_scale_nmbr | Free format in ICIS |
| SourcePermittedFeatureDetailText | N/A | | | icis_perm_feature.source_perm_feature_details | |
| AffiliationTypeText | N/A | | Ref_affiliation_type | xref_permit_feature_contact.affiliation_type_code | In ICIS, contacts and addresses are assigned their own set of affiliation type codes to choose from. Batch |

| XML Tag Name | PCS Counterpart | PCS Code Table | ICIS Code Table | ICIS Column | Comments |
|--------------------------|---------------------------------|----------------|-----------------|---|---|
| | | | | | states must select codes where Affiliation_Catogory = "Non-Government"). Permitted Features may only have affiliation type code of SOA. |
| FirstName | Pretreatment Coordinator (COOR) | | | icis_contact.first_name | Same as PCS but names must be separated out. |
| MiddleName | Pretreatment Coordinator (COOR) | | | icis_contact.middle_name | Same as PCS but names must be separated out. |
| LastName | Pretreatment Coordinator (COOR) | | | icis_contact.last_name | Same as PCS but names must be separated out. |
| IndividualTitleText | N/A | | | icis_contact.title | |
| OrganizationFormalName | Owner Name (ONAM) | | | icis_contact.organization_formal_name, icis_address.organization_formal_name | Same as PCS. |
| StateCode | Owner State (OSTT) | | Ref_state | icis_contact.state_code | Same as PCS but codes may have been added, changed or removed. |
| RegionCode | N/A | | Ref_region | icis_contact.region_code | |
| TelephoneNumberTypeCode | N/A | | Ref_phone_type | icis_contact_phone.phone_type_code | PCS-based systems should use "OFF". |
| TelephoneNumber | Owner Telephone (OTEL) | | | icis_contact_phone.telephone_number | Same as PCS but without parentheses, spaces, dots or dashes. |
| TelephoneExtensionNumber | N/A | | | icis_contact_phone.telephone_extension_number | |
| ElectronicAddressText | N/A | | | icis_contact_electronic_address.electronic_address_text | |

| XML Tag Name | PCS Counterpart | PCS Code Table | ICIS Code Table | ICIS Column | Comments |
|-------------------------------|------------------------|----------------|-----------------|---|--|
| StartDateOfContactAssociation | N/A | | | Table Name: Varies by module Column Name: begin_date | |
| EndDateOfContactAssociation | N/A | | | Table Name: Varies by module Column Name: end_date | |
| OrganizationDUNSNumber | N/A | | | icis_address.organization_duns_number | |
| MailingAddressText | Owner Street 1 (OST1) | | | icis_address.street_address | Same as PCS. |
| SupplementalAddressText | Owner Street 2 (OST2) | | | icis_address.supplemental_address_text | Same as PCS. |
| MailingAddressCityName | Owner City (OCTY) | | | icis_address.city | Same as PCS. |
| MailingAddressStateCode | Owner State (OSTT) | | Ref_state | icis_address.state_code | Same as PCS but codes may have been added, changed or removed. |
| MailingAddressZipCode | Owner Zip Code (OZIP) | | | icis_address.zip | Same as PCS. |
| CountyName | N/A | | | icis_address.county | |
| MailingAddressCountryCode | N/A | | Ref_country | icis_address.country_code | |
| DivisionName | N/A | | | icis_address.division_name | |
| LocationProvince | N/A | | | icis_address.province | |
| TelephoneNumberTypeCode | N/A | | Ref_phone_type | icis_address_phone.phone_type_code | PCS-based systems should use "OFF". |
| TelephoneNumber | Owner Telephone (OTEL) | | | icis_address_phone.telephone_number | Same as PCS but without parentheses, spaces, dots or dashes. |
| TelephoneExtensionNumber | N/A | | | icis_address_phone.telephone_extension_number | |
| ElectronicAddressText | N/A | | | icis_address_electronic_address.electronic_address_text | |
| StartDateOfAddressAssociation | N/A | | | Table Name: Varies by module Column Name: begin_date | |
| EndDateOfAddressAssociation | N/A | | | Table Name: Varies by module Column Name: end_date | |

8.5.2 Rules for Parsing State Submitted Permitted Feature XML Files

A summary of rules for processing permitted feature data is provided in this section. Detailed explanations of these rules with examples can be found in the ICIS Batch DMR Technical Specification document.

OVERALL

- ICIS reference tables have codes that are either Active or Inactive. Inactive codes were migrated from legacy data but the code is not being used anymore and cannot be selected when adding a new code or changing an existing code in ICIS. Active codes were both migrated from legacy data and newly created codes for ICIS and can be selected when adding a new code or changing an existing code in ICIS.
- Mass Deletes are applied first, Deletes are applied second, New transactions are applied third, Changes are applied fourth, and Replaces are applied last.
- If the PermittedFeatureTypeCode tag contains “WEL” and the IsRequiredNitrateGroundWater contains “Y”, the WellNumber tag must be present with data in it.
- Refer to the *ICIS-NPDES Example XML Instance Document* for specific instructions on generating XML files, the ICIS-NPDES XML Data Exchange Template for formatting and characteristic details on the XML tags, and Chapter 9 of this document for batch error messages.

MASS DELETE

- If a Mass Delete transaction has any extra data tags along with the PermitIdentifier and PermittedFeatureIdentifier tags, those extra tags will be ignored.
- Mass Delete of a permitted feature will result in a removal of the permitted feature along with all of its limit sets, limits, DMRs, contacts and addresses in ICIS.

DELETE

- If a Delete transaction has any extra data tags along with the PermitIdentifier and PermittedFeatureIdentifier tags, those extra tags will be ignored.

- Deletes cannot be performed on any permitted feature with one or more limit sets. These records must be removed from ICIS first.

NEW

- A new permitted feature record will be added along with any child contact and child address records.
- If an asterisk is used in a tag to blank out a non-mandatory field in ICIS it will be ignored.
- New permitted features cannot be added to Unpermitted Facility records.
- If a latitude is provided the longitude must be provided.
- If a longitude is provided the latitude must be provided.

CHANGE

- A Change transaction must have all mandatory tags and at least one optional tag.
- Only the tags that are present in a permitted feature's Change transaction will be saved to their corresponding fields in ICIS. All other fields in ICIS will remain unchanged.
- One asterisk must be used in a tag to blank out a non-mandatory field in ICIS.
- If a latitude is provided the longitude must either be provided or already exist in the ICIS record.
- If a longitude is provided the latitude must either be provided or already exist in the ICIS record.
- Blanking out a latitude and longitude also blanks out the REACH ID and Water Body Name.
- Multi-value tags must have all possible values submitted for them (e.g., all Site Owner contacts) instead of the one that changed in order to avoid removing values unnecessarily (refer to Section 3.5.4.1 for details on multi-value tags).

REPLACE

- Any replace transaction for a permitted feature that does not already exist in ICIS will be treated as a New transaction using the data provided in the tags of the replace transaction (see rules under New above).
- Any replace transaction for a permitted feature that already exists in ICIS will have only the tags that are present saved to their corresponding fields in ICIS. All of the other fields in ICIS will be blanked out (see rules under Changes above).
- If an asterisk is used in a tag to blank out a non-mandatory field in ICIS it will be ignored.

8.6 LIMIT SET MAPPING AND RULES

8.6.1 Limit Set Mapping

| XML Tag Name | PCS Counterpart | PCS Code Table | ICIS Code Table | ICIS Column | Comments |
|----------------------------|--|----------------|-----------------|-------------------------------------|--|
| PermitIdentifier | Permit Number (NPID) | | | Icis_permit.external_permit_nmbr | Must have postal code as the first 2 characters. Same postal codes as PCS except for Gulf of Mexico permits: GE is to be used by Region 4 and GM is to be used by Region 6. |
| PermittedFeatureIdentifier | Discharge Number (DSCH) | | | Icis_perm_feature.perm_feature_nmbr | Same as PCS but allows 3 to 4 characters instead of just 3 and 3 characters do not require padding of zeroes or spaces on the left or right to make it 4 characters. One physical outfall should only have one PermittedFeatureIdentifier in ICIS with variations of that outfall's limit requirements assigned to their own unique LimitSetDesignators. |
| LimitSetDesignator | Report Designator (DRID) | | | icis_limit_set.limit_set_designator | Same as PCS but allows to 1 to 2 characters instead of just 1 and 1 character does not require padding of zeroes or spaces on the left or right to make it 2 characters. |
| LimitSetNameText | Pipe Description (PIPE) | | | icis_limit_set.limit_set_name | Same as PCS. |
| DMRPrePrintCommentsText | Pipe Comments 1 – 9 (PIC1, PIC2, PIC3, PIC4, PIC5, PIC6, PIC7, PIC8, PIC9) | | | icis_limit_set.dmr_comment_text | Same as PCS but concatenated together into one field. |

| XML Tag Name | PCS Counterpart | PCS Code Table | ICIS Code Table | ICIS Column | Comments |
|-------------------------------------|-----------------------------------|----------------|-----------------|---|--|
| AgencyReviewer | Agency Reviewer (AGYR) | | | icis_limit_set.agency_reviewer | Same as PCS. |
| LimitSetUserDefinedDataElement1Text | N/A | | | icis_limit_set.udf1 | |
| LimitSetUserDefinedDataElement2Text | N/A | | | icis_limit_set.udf2 | |
| LimitSetStatusIndicator | N/A | | | icis_limit_set_status.limit_set_status_id | If LimitSetStatusIndicator is present, LimitSetStatusStartdate must be present and vice versa. |
| LimitSetStatusStartdate | N/A | | | icis_limit_set_status.status_begin_date | This date must be on or before the date the batch is processed. If LimitSetStatusIndicator is present, LimitSetStatusStartdate must be present and vice versa. For unscheduled limit sets, this date must be: * on or after the permit's effective date * on or before the permit's expiration date * on or before the date the batch is processed. |
| LimitSetReasonText | N/A | | | icis_limit_set_status.status_change_reason_text | If this tag is present the LimitSetStatusIndicator and LimitSetStatusStartdate tags must also be present. |
| NumberUnitsReportPeriodInteger | Units in Reporting Period (NRPU) | | | icis_limit_set_schedule.nmbr_of_report | Must be a whole number between 1 and 60. |
| NumberSubmissionUnitsInteger | Units in Submission Period (NSUS) | | | icis_limit_set_schedule.nmbr_of_submission | Must be a whole number between 1 and 60 that is either greater than or equal to NumberUnitsReportPeriodInteger. It |

| XML Tag Name | PCS Counterpart | PCS Code Table | ICIS Code Table | ICIS Column | Comments |
|-----------------------------------|-------------------------------------|----------------|-----------------------|---|--|
| | | | | | also must be evenly divisible by NumberUnitsReportPeriodInteger. |
| InitialMonitoringDate | Initial Report Date (STRP) | | | icis_limit_set_schedule.initial_monitoring_date | Same as PCS. Must be on or before the permit's expiration date if it exists. For a scheduled limit set, the earliest InitialMonitoringDate must be the same as the earliest LimitSetStatusStartdate. |
| InitialDMRDueDate | Initial Submission Date (STSS) | | | icis_limit_set_schedule.initial_dmr_due_date | Same as PCS. Must be after the calculated initial monitoring period end date. |
| LimitSetModificationTypeCode | N/A | | Ref_modification_type | icis_limit_set.modification_type_code | If LimitSetModificationTypeCode is present, LimitSetModificationEffectiveDate must be present and vice versa. |
| LimitSetModificationEffectiveDate | N/A | | | icis_limit_set.modification_effective_date | Must be: * on or after the permit's issuance date * on or before the permit's expiration date. If LimitSetModificationTypeCode is present, LimitSetModificationEffectiveDate must be present and vice versa. |
| LimitSetMonthsApplicable | Seasonal DMR Print Indicator (ALLP) | | | xref_limit_set_month.month_code | PCS has Y or N in a column that represents a particular month, but in ICIS each month being monitored has its own tag with the first three characters of the month's name in caps. If this tag contains "ALL" then ICIS will assume all months are being monitored. If this tag is not provided for a new or replace |

| XML Tag Name | PCS Counterpart | PCS Code Table | ICIS Code Table | ICIS Column | Comments |
|--------------|-----------------|----------------|-----------------|-------------|---|
| | | | | | transaction then all months will be assigned. |

8.6.2 Rules for Parsing State Submitted Limit Set XML Files

A summary of rules for processing limit set data is provided in this section. Detailed explanations of these rules with examples can be found in the ICIS Batch Limit Set Technical Specification document.

OVERALL

- ICIS reference tables have codes that are either Active or Inactive. Inactive codes are not being used anymore and cannot be selected when adding a new code or changing an existing code in ICIS.
- Mass Deletes are applied first, Deletes are applied second, New transactions are applied third, Changes are applied fourth, and Replaces are applied last.
- Refer to the *ICIS-NPDES Example XML Instance Document* for specific instructions on generating XML files, the ICIS-NPDES XML Data Exchange Template for formatting and characteristic details on the XML tags, and Chapter 9 of this document for batch error messages.

MASS DELETE

- If a Mass Delete transaction has any extra data tags along with the PermitIdentifier, PermittedFeatureIdentifier and LimitSetDesignator tags, those extra tags will be ignored.
- Mass Delete of a limit set will result in a removal of the limit set along with all of its limits and DMRs in ICIS.

DELETE

- If a Delete transaction has any extra data tags along with the PermitIdentifier, PermittedFeatureIdentifier and LimitSetDesignator tags, those extra tags will be ignored.
- Deletes cannot be performed on any limit set with one or more limits. These records must be removed from ICIS first.

NEW

- A new limit set record will be added along with any child limit set schedule and child limit set status records.
- If an asterisk is used in a tag to blank out a non-mandatory field in ICIS it will be ignored.
- New limit sets cannot be added to Unpermitted Facility records.
- The Initial Monitoring Period End Date is calculated for a scheduled limit set by multiplying the number of reports units by the calendar month, adding the initial monitoring date, then subtracting one day.

CHANGE

- A Change transaction must have all mandatory tags and at least one optional tag.
- Only the tags that are present in a limit set's Change transaction will be saved to their corresponding fields in ICIS. All other fields in ICIS will remain unchanged.
- One asterisk must be used in a tag to blank out a non-mandatory field in ICIS.
- If a previous limit set status exists and a more recent status is being added, the more recent status must have a start date that is after the previous status start date.
- The Initial Monitoring Period End Date is calculated for a scheduled limit set by multiplying the number of reports units by the calendar month, adding the initial monitoring date, then subtracting one day.
- Multi-value tags must have all possible values submitted for them (e.g., all Limit Set Schedule) instead of the one that changed in order to avoid removing values unnecessarily (refer to Section 3.5.4.1 for details on multi-value tags).

REPLACE

- Any replace transaction for a limit set that does not already exist in ICIS will be treated as a New transaction using the data provided in the tags of the replace transaction (see rules under New above).
- Any replace transaction for a limit set that already exists in ICIS will have only the tags that are present saved to their corresponding fields in ICIS. All of the other fields in ICIS will be blanked out (see rules under Changes above).
- If an asterisk is used in a tag to blank out a non-mandatory field in ICIS it will be ignored.

8.7 PARAMETER LIMIT AND LIMIT SEGMENT MAPPING AND RULES

8.7.1 Parameter Limit and Limit Segment Mapping

| XML Tag Name | PCS Counterpart | PCS Code Table | ICIS Code Table | ICIS Column | Comments |
|----------------------------|--------------------------|----------------|-----------------|-------------------------------------|--|
| PermitIdentifier | Permit Number (NPID) | | | Icis_permit.external_permit_nmbr | Must have postal code as the first 2 characters. Same postal codes as PCS except for Gulf of Mexico permits: GE is used by Region 4 and GM is used by Region 6. |
| PermittedFeatureIdentifier | Discharge Number (PLDS) | | | Icis_perm_feature.perm_feature_nmbr | Same as PCS but allows 3 to 4 characters instead of just 3 and 3 characters do not require padding of zeroes or spaces on the left or right to make it 4 characters. One physical outfall should only have one PermittedFeatureIdentifier in ICIS with variations of that outfall's limit requirements assigned to their own unique LimitSetDesignators. |
| LimitSetDesignator | Report Designator (PLRD) | | | Icis_limit_set.limit_set_designator | Same as PCS but allows to 1 to 2 characters instead of just 1 and 1 character does not require padding of zeroes or spaces on the left or right to make it 2 characters. |
| ParameterCode | Parameter Code (PRAM) | 160 | Ref_parameter | icis_limit.parameter_code | Same as PCS but many duplicate codes have been reassigned to one code, and conversion factors, unit + parameter groupings have been revised. In ICIS, each quantity has its own unit of measure but if both quantities are submitted with units then each must have the same unit. Also in ICIS, each concentration has |

| XML Tag Name | PCS Counterpart | PCS Code Table | ICIS Code Table | ICIS Column | Comments |
|-------------------------------|----------------------------------|----------------|---------------------------|---------------------------------------|---|
| | | | | | its own unit of measure but if two or more concentrations are submitted with units then all must have the same unit. |
| MonitoringSiteDescriptionCode | Monitoring Location (MLOC) | 080 | Ref_monitoring_location | icis_limit.monitoring_location_code | Same as PCS but codes may have been added, changed or removed. |
| LimitSeasonNumber | Season ID (SEAN) | | | icis_limit.limit_season_id | Similar to PCS but must be an integer between 0 and 12 |
| LimitStartDate | Limit Start Date (ELSD) | | | icis_limit.limit_begin_date | Same as PCS but the format for ICIS is ccyy-mm-dd. Limit start date must be earlier than the limit end date. |
| LimitEndDate | Limit End Date (ELED) | | | icis_limit.limit_end_date | Same as PCS but the format for ICIS is ccyy-mm-dd. Limit end date must be later than the limit start date. |
| LimitTypeCode | N/A | | Ref_limit_type | Icis_limit.limit_type_code | Default is "ENF" if this tag is not provided and the field is empty in ICIS. |
| MonthLimitApplies | Seasonal Report Indicator (ALLS) | | Ref_month | xref_limit_month.month_code | PCS has Y or N in a column that represents a particular month, but in ICIS each month being monitored has its own tag with the first three characters of the month's name in caps. If this tag contains "ALL" then ICIS will assume all months are being monitored. Default is to use the limit set months if this tag is not provided and no months for the limit exist in ICIS. |
| SampleTypeText | Sample Type (SAMP) | 150 | Ref_sample_type | icis_limit.sample_type_code | Same as PCS but codes may have been added, changed or removed. |
| FrequencyOfAnalysisCode | Frequency of Analysis (FRAN) | 050 | Ref_frequency_of_analysis | icis_limit.frequency_of_analysis_code | Same as PCS but codes may have been added, changed or removed. |

| XML Tag Name | PCS Counterpart | PCS Code Table | ICIS Code Table | ICIS Column | Comments |
|----------------------------|--------------------------------------|----------------|-----------------|----------------------------------|--|
| EligibleForBurdenReduction | N/A | | | icis_limit.burden_reduction_flag | Default is "N" if this tag is not provided and the field is empty in ICIS. |
| LimitStayTypeCode | Contested Parameter Indicator (CONP) | 450 | Ref_stay_type | icis_limit.stay_type_code | Same as PCS but codes may have been added, changed or removed. Enforcement action limits cannot have their limits stayed. If this tag is present, the StayStartDate and ReasonForStay tags must also be present or already exist in the ICIS record. |
| StayStartDate | N/A | | | icis_limit.stay_begin_date | Enforcement action limits cannot have their limits stayed. This date must be earlier than the Stay End Date and earlier than the date the batch is processed. If this tag is present, the LimitStayTypeCode and ReasonForStay tags must also be present or already exist in the ICIS record. |
| StayEndDate | N/A | | | icis_limit.stay_end_date | Enforcement action limits cannot have their limits stayed. This date must be later than the Stay Start Date and later than the date the batch is processed. The CalculateViolationsIndicator must also be present or already exist in the ICIS record. |
| StayReasonText | N/A | | | icis_limit.stay_reason_text | Enforcement action limits cannot have their limits stayed. If this tag is present, the LimitStayTypeCode and StayStartDate tags must also be present or already exist in the ICIS record. |



| XML Tag Name | PCS Counterpart | PCS Code Table | ICIS Code Table | ICIS Column | Comments |
|------------------------------|----------------------------|----------------|-----------------------|---|--|
| CalculateViolationsIndicator | N/A | | | icis_limit.stay_value_calc_flag | Enforcement action limits cannot have their limits stayed. |
| EnforcementActionIdentifier | | | | icis_enforcement.enf_identifier | PCS uses a docket number. ICIS uses a unique ID for an enforcement action and the format is SS-xxxxxxxxxxxxxxxxxxxx where SS is the state code and xxxxxxxxxxxxxxxxxxxx is a unique alphanumeric string between 1 and 17 characters long for an enforcement action that exists in ICIS. When valid data is present, ICIS marks this limit as an Enforcement Action Limit (EAL) instead of a Base Limit. This tag should only be provided for an Enforcement Action Limit. If this tag is present, the FinalOrderIdentifier tag must also be present. |
| FinalOrderIdentifier | N/A | | | icis_enf_conclusion.enf_conclusion_nmbr | This tag should only be provided for an Enforcement Action Limit. If this tag is present, the FinalOrderIdentifier tag must also be present or already exist in the ICIS record. |
| BasisOfLimit | Standard Basis Code (STBA) | 130 | Ref_basis_of_limit | icis_limit.basis_of_limit_code | Same as PCS but codes may have been added, changed or removed. |
| LimitModificationTypeCode | N/A | | Ref_modification_type | icis_limit.modification_type_code | When valid code is present, ICIS marks this limit as a Permit Modification Limit instead of a Base Limit. This tag should only be provided for a Permit Modification Limit. If this tag is present, the LimitModificationEffectiveDate tag |

| XML Tag Name | PCS Counterpart | PCS Code Table | ICIS Code Table | ICIS Column | Comments |
|--|--------------------------------|----------------|-----------------|--|--|
| | | | | | must also be present or already exist in the ICIS record. |
| LimitModificationEffectiveDate | Limit Start Date (ELSD) | | | icis_limit.modification_effective_date | Same as PCS but the format for ICIS is ccyy-mm-dd. This tag should only be provided for a Permit Modification Limit. If this tag is present, the LimitModificationTypeCode tag must also be present or already exist in the ICIS record. This date must be on or after the permit's issuance date, on or earlier than the permit's expiration date, and on or before the batch processing date. |
| LimitsUserDefinedField1 | User Defined Field 1 (UDF1) | | | icis_limit.udf1 | Same as PCS. |
| LimitsUserDefinedField2 | User Defined Field 2 (UDF2) | | | icis_limit.udf2 | Same as PCS. |
| LimitsUserDefinedField3 | User Defined Field 3 (UDF3) | | | icis_limit.udf3 | Same as PCS. |
| ConcentrationNumericConditionUnitMeasureCode | Concentration Unit Code (LCUC) | 180 | Ref_unit | Icis_limit_value.unit_code | Same as PCS but many duplicate codes have been reassigned to one code, and conversion factors, unit + parameter groupings have been revised. In ICIS, each concentration has its own unit of measure but if two or more concentrations are submitted with units then all must have the same unit. If this tag is present, the NumericConditionStatisticalBaseCode tag must also be present or already exist in the ICIS record |
| QuantityNumericConditionUnitMeasureCode | Quantity Unit Code (LQUC) | 180 | Ref_unit | Icis_limit_value.unit_code | Same as PCS but many duplicate codes have been reassigned to one |

| XML Tag Name | PCS Counterpart | PCS Code Table | ICIS Code Table | ICIS Column | Comments |
|-------------------------------------|--|----------------|----------------------|--|---|
| | | | | | code, and conversion factors, unit + parameter groupings have been revised. In ICIS, each quantity has its own unit of measure but if two quantities are submitted with units then both must have the same unit. If this tag is present, the NumericConditionStatisticalBaseCode tag must also be present or already exist in the ICIS record |
| NumericConditionText | N/A | | Ref_value_type | icis_limit_value.value_type_code | ICIS uses the following codes to denote which PCS quantity or concentration is being reported: LQAV = Q1 LQMX = Q2 LCMN = C1 LCAV = C2 LCMX = C3 |
| NumericConditionQuantity | Concentration Minimum (LCMN), Concentration Maximum (LCMX), Concentration Average (LCAV), Quantity Maximum (LQMX), Quantity Average (LQAV) | | | icis_limit_value.limit_value_nmbr | Same as PCS but values must be numeric and cannot have an equal, greater than, less than, greater than or equal to, less than or equal to signs with it. |
| NumericConditionStatisticalBaseCode | Concentration Maximum Statistical Base Code (LCXS), Concentration | 120 | Ref_statistical_base | icis_limit_value.statistical_base_code | Same as PCS but codes may have been added, changed or removed. . If this tag is present, the ConcentrationNumericConditionUnit MeasureCode or |

| XML Tag Name | PCS Counterpart | PCS Code Table | ICIS Code Table | ICIS Column | Comments |
|---|--|----------------|---------------------|---|--|
| | Minimum Statistical Base Code (LCNS), Concentration Average Statistical Base Code (LCAS), Quantity Average Statistical Base Code (LQAS), Quantity Maximum Statistical Base Code (LQXS) | | | | QuantityNumericConditionUnitMeasureCode tag must also be present or already exist in the ICIS record, otherwise the NumericConditionQuantity and NumericConditionQualifier tags must not be present or not exist in the ICIS record and the NumericConditionOptionalMonitoringIndicator tag or its field in ICIS must contain "N". |
| NumericConditionQualifier | Concentration Minimum (LCMN), Concentration Maximum (LCMX), Concentration Average (LCAV), Quantity Maximum (LQMX), Quantity Average (LQAV) | | Ref_value_qualifier | icis_limit_value.value_qualifier_code | In PCS, this is part of the value. ICIS stores it separately from the NumericConditionQuantity and NumericConditionAdjustedQuantity values. The allowable codes are: = (equals) < (less than) <= (less than or equal to) > (greater than) >= (greater than or equal to) If you need to change this code in your ICIS data from <, <=, >, >= to be = (equals) instead, you must provide the = (equals) code in the tag within your XML submission file. Default is "<=" for average and max values. Default is ">=" for minimum values. |
| NumericConditionOptionalMonitoringIndicator | Concentration Minimum (LCMN), | | | icis_limit_value.optional_monitoring_flag | PCS stores OPTMON in the value field, but ICIS requires a Y in this indicator to denote optional |

| XML Tag Name | PCS Counterpart | PCS Code Table | ICIS Code Table | ICIS Column | Comments |
|---------------------------|--|----------------|-----------------|----------------------------------|---|
| | Concentration Maximum (LCMX), Concentration Average (LCAV), Quantity Maximum (LQMX), Quantity Average (LQAV) | | | | monitoring. Default is “N” if this tag is not provided and the field is empty in ICIS. If this tag contains “Y” the NumericConditionQuantity tag cannot be present or must contain an asterisk. |
| NumericConditionStayValue | N/A | | | Icis_limit_value.stay_value_nmbr | Enforcement action limits cannot have their limits stayed. |

8.7.2 Rules for Parsing State Submitted Limit XML Files

A summary of rules for processing parameter limit and single limit data is provided in this section. Detailed explanations of these rules with examples can be found in the ICIS Batch Limit Technical Specification document.

OVERALL

- ICIS reference tables have codes that are either Active or Inactive. Inactive codes were migrated from legacy data but the code is not being used anymore and cannot be selected when adding a new code or changing an existing code in ICIS. Active codes were both migrated from legacy data and newly created codes for ICIS and can be selected when adding a new code or changing an existing code in ICIS.
- Mass Deletes are applied first, Deletes are applied second, New transactions are applied third, Changes are applied fourth, and Replaces are applied last.
- To perform a wholesale replacement (add/change/delete) of all limits for one parameter, use the Parameter Limits Submission XML. To add, change or delete a single limit segment, use the Limits Submission XML.
- If LimitStayTypeCode contains “Z”, at least one active Limit Value must exist for the stayed limit. An active Limit Value is one for which the Limit Value record has both a Unit Code and a Statistical Base Code.

- Permit base limits for a given parameter cannot have start and end dates that cause gaps between them or overlaps of each other, and cannot start after the permit's expiration date.
- Permit modification limits for a given parameter cannot have start and end dates that cause gaps between them or overlaps of each other, and cannot start after the permit's expiration date.
- Enforcement action limits for a given parameter may have start and end dates that cause gaps between them or overlaps of each other as long as they are from different enforcement actions.
- An enforcement action limit can only be added if there is at least one permit base limit or permit modification limit for the parameter.
- ICIS is designed to store all limits that are/were in place throughout the life of the permit (e.g., from the time a permit is effective until it is reissued). States with a system that tracks permits from the time a limit is modified and places previous limit information into an historical or archival view when that limit has been modified will need to ensure that the previous limit in ICIS has its end date set to the day before the modification took place and the newly modified limit's start date to be set to the date the modification took place. Otherwise, the newly modified limit will be rejected.
- All ParameterLimitsData and LimitsData parent tags must have PermitIdentifier, PermittedFeatureIdentifier, LimitSetDesignator, ParameterCode, MonitoringSiteDescriptionCode, LimitSeasonNumber, LimitStartDate and LimitEndDate tags.
- Refer to the *ICIS-NPDES Example XML Instance Document* for specific instructions on generating XML files, the *ICIS-NPDES XML Data Exchange Template* for formatting and characteristic details on the XML tags, and Chapter 9 of this document for batch error messages.

DELETES/MASS DELETES

- If a Mass Delete transaction for Parameter Limits has any extra data tags along with the PermitIdentifier, PermittedFeatureIdentifier, LimitSetDesignator, ParameterCode, MonitoringSiteDescriptionCode, LimitSeasonNumber tags, those extra tags will be ignored.
- If a Mass Delete transaction for a Limit Segment has any extra data tags along with the PermitIdentifier, PermittedFeatureIdentifier, LimitSetDesignator, ParameterCode, MonitoringSiteDescriptionCode, LimitSeasonNumber, LimitStartDate and LimitEndDate tags, those extra tags will be ignored.
- Mass Delete of a Parameter Limit will result in the removal of all limits and processed DMRs for that parameter.
- Mass Delete of a Limit Segment will result in the removal of that limit and processed DMRs for that limit.
- Delete of a Limit Segment cannot be performed if the limit has DMRs and/or an effluent trade partner where the received Adjusted DMR values and data cannot be linked to another limit segment with an Effluent Trade Partner.

- Delete and Mass Delete of a Limit Segment cannot be performed on a permit modification or enforcement action limit if it has received DMR values that cannot be linked to another Limit Segment, or if it causes gaps or overlaps among other limits.

NEW

- Only a Limits XML submission can use the New transaction.
- A new limit segment record will be added along with any months monitored.
- A new limit cannot be added if it would result in the orphaning of existing Received DMR data in ICIS.
- If an asterisk is used in a tag to blank out a non-mandatory field in ICIS it will be ignored.
- If a modification type code is provided the modification date must be provided, and the enforcement action identifier and final order identifier must not be provided.
- If an enforcement action identifier is provided the final order identifier must be provided, and the modification type and date must not be provided.

CHANGES

- Only a Limits XML submission can use the Change transaction.
- A Change transaction must have all mandatory tags and at least one optional tag.
- Only the tags that are present in a Limit's Change transaction will be saved to their corresponding fields in ICIS. All other fields in ICIS will remain unchanged.
- One asterisk must be used in a tag to blank out a non-key field in ICIS.
- Changes cannot be performed if it would result in the orphaning of Received DMR data.
- Multi-value tags must have all possible values submitted for them (e.g., all Month Limit Applies) instead of the one that changed in order to avoid removing values unnecessarily (refer to Section 3.5.4.1 for details on multi-value tags).

REPLACES

- Only a Parameter Limits XML submission can use the Replace transaction.
- When a limit already exists in ICIS, any tags that are present in a Replace transaction will be saved to their corresponding fields in ICIS and all other fields in ICIS will be blanked out (see rules for Changes above).
- Any replace transactions for limits that do not already exist in ICIS will result in a record being created containing the data provided in the tags with the replace transactions (see rules for New above).
- Replaces cannot be performed if it results in the orphaning of received Adjusted DMR data through linkage to a Limit segment or through linkage to an Effluent Trade Partner.

- If an asterisk is used in a tag to blank out a non-mandatory field in ICIS it will be ignored.

8.8 EFFLUENT TRADE PARTNER MAPPING AND RULES

8.8.1 Effluent Trade Partner Mapping

| XML Tag Name | PCS Counterpart | PCS Code Table | ICIS Code Table | ICIS Column | Comments |
|----------------------------|--------------------------|----------------|-----------------|-------------------------------------|--|
| PermitIdentifier | Permit Number (NPID) | | | Icis_permit.external_permit_nmbr | Must have postal code as the first 2 characters. Same postal codes as PCS except for Gulf of Mexico permits: GE is used by Region 4 and GM is used by Region 6. |
| PermittedFeatureIdentifier | Discharge Number (PLDS) | | | Icis_perm_feature.perm_feature_nmbr | Same as PCS but allows 3 to 4 characters instead of just 3 and 3 characters do not require padding of zeroes or spaces on the left or right to make it 4 characters. One physical outfall should only have one PermittedFeatureIdentifier in ICIS with variations of that outfall's limit requirements assigned to their own unique LimitSetDesignators. |
| LimitSetDesignator | Report Designator (PLRD) | | | Icis_limit_set.limit_set_designator | Same as PCS but allows to 1 to 2 characters instead of just 1 and 1 character does not require padding of zeroes or spaces on the left or right to make it 2 characters. |
| ParameterCode | Parameter Code (PRAM) | 160 | Ref_parameter | icis_limit.parameter_code | Same as PCS but many duplicate codes have been reassigned to one code, and conversion factors, unit + parameter groupings have been revised. In ICIS, each quantity has |

| XML Tag Name | PCS Counterpart | PCS Code Table | ICIS Code Table | ICIS Column | Comments |
|--------------------------------|----------------------------|----------------|-------------------------|---|--|
| | | | | | its own unit of measure but if both quantities are submitted with units then each must have the same unit. Also in ICIS, each concentration has its own unit of measure but if two or more concentrations are submitted with units then all must have the same unit. |
| MonitoringSiteDescriptionCode | Monitoring Location (MLOC) | 080 | Ref_monitoring_location | icis_limit.monitoring_location_code | Same as PCS but codes may have been added, changed or removed. |
| LimitSeasonNumber | Season ID (SEAN) | | | icis_limit.limit_season_id | Similar to PCS but must be an integer between 0 and 12 |
| LimitStartDate | Limit Start Date (ELSD) | | | icis_limit.limit_begin_date | Same as PCS but the format for ICIS is ccyy-mm-dd. Limit start date must be earlier than the limit end date. |
| LimitEndDate | Limit End Date (ELED) | | | icis_limit.limit_end_date | Same as PCS but the format for ICIS is ccyy-mm-dd. Limit end date must be later than the limit start date. |
| TradeID | N/A | | | icis_limit_trade_partner.trade_id | |
| LimitModificationEffectiveDate | Limit Start Date (ELSD) | | | icis_limit.modification_effective_date | Same as PCS but the format for ICIS is ccyy-mm-dd. |
| TradePartnerNPDESID | N/A | | | icis_limit_trade_partner.trade_partner_npdes_id | Must be present if Trade Partner Type contains "PS". May be present for all other Trade Partner Types except "BNK". Must not be present if TradePartnerOtherID is present or exists in ICIS. |
| TradePartnerOtherID | N/A | | | icis_limit_trade_partner.trade_partner_other_id | Must be present if Trade Partner Type contains "BNK". May be present for all other Trade Partner Types except "PS". Must not be present if TradePartnerNPDESID is present or exists in ICIS. |

| XML Tag Name | PCS Counterpart | PCS Code Table | ICIS Code Table | ICIS Column | Comments |
|---------------------------|-----------------|----------------|------------------------|--|---|
| TradePartnerType | N/A | | Ref_trade_partner_type | icis_limit_trade_partner.trade_partner_type_code | This cannot be changed after it has been stored in ICIS. |
| TradePartnerStartDate | N/A | | | icis_limit_trade_partner.trade_partner_begin_date | Must be earlier than the Trade Partner End Date. |
| TradePartnerEndDate | N/A | | | icis_limit_trade_partner.trade_partner_end_date | Must be later than the Trade Partner Start Date. |
| OrganizationFormalName | N/A | | | icis_limit_trade_partner.organization_formal_name | Must be present if Trade Partner Type = Non-Point Source and Trade Partner Other ID is present or exists in ICIS. |
| OrganizationDUNSNumber | N/A | | | icis_limit_trade_partner.organization_duns_nmbr | |
| LocationName | N/A | | | icis_limit_trade_partner.location_name | Must be present if Trade Partner Type = Non-Point Source and Trade Partner Other ID is present or exists in ICIS. |
| MailingAddressText | N/A | | | icis_limit_trade_partner.street_address | Must be present if Trade Partner Type = Non-Point Source and Trade Partner Other ID is present or exists in ICIS. |
| SupplementalAddressText | N/A | | | icis_limit_trade_partner.supplemental_address_text | |
| MailingAddressCityName | N/A | | | icis_limit_trade_partner.city | Must be present if Trade Partner Type = Non-Point Source and Trade Partner Other ID is present or exists in ICIS. |
| MailingAddressCountryCode | N/A | | Ref_country | icis_limit_trade_partner.country_code | |
| LocationProvince | N/A | | | icis_limit_trade_partner.province | |
| MailingAddressStateCode | N/A | | Ref_state | icis_limit_trade_partner.state_code | Must be present if Trade Partner Type = Non-Point Source and Trade |

| XML Tag Name | PCS Counterpart | PCS Code Table | ICIS Code Table | ICIS Column | Comments |
|--------------------------|-----------------|----------------|-----------------|--|---|
| | | | | | Partner Other ID is present or exists in ICIS. |
| MailingAddressZipCode | N/A | | | icis_limit_trade_partner.zip | Must be present if Trade Partner Type = Non-Point Source and Trade Partner Other ID is present or exists in ICIS. |
| CountyName | N/A | | | icis_limit_trade_partner.county | |
| DivisionName | N/A | | | icis_limit_trade_partner.division_name | |
| TelephoneNumberTypeCode | N/A | | Ref_phone_type | icis_limit_trade_partner_phone.phone_type_code | |
| TelephoneNumber | N/A | | | icis_limit_trade_partner_phone.phone_nmbr | |
| TelephoneExtensionNumber | N/A | | | icis_limit_trade_partner_phone.phone_extension_nmbr | |
| ElectronicAddressText | N/A | | | icis_trade_partner_e_address.electronic_address_text | |

8.8.2 Rules for Parsing State Submitted Effluent Trade Partner XML Files

A summary of rules for processing effluent trade partner data is provided in this section. Detailed explanations of these rules with examples can be found in the ICIS Effluent Trade Partner Technical Specification document.

OVERALL

- ICIS reference tables have codes that are either Active or Inactive. Inactive codes were migrated from legacy data but the code is not being used anymore and cannot be selected when adding a new code or changing an existing code in ICIS. Active codes were both migrated from legacy data and newly created codes for ICIS and can be selected when adding a new code or changing an existing code in ICIS.

- Mass Deletes are applied first, Deletes are applied second, New transactions are applied third, Changes are applied fourth, and Replaces are applied last.
- Effluent Trade Partners are not allowed for Master General Permits and Unpermitted Facilities.
- Refer to the *ICIS-NPDES Example XML Instance Document* for specific instructions on generating XML files, the *ICIS-NPDES XML Data Exchange Template* for formatting and characteristic details on the XML tags, and Chapter 9 of this document for batch error messages.

MASS DELETES

- If a Mass Delete transaction for an Effluent Trade Partner has any extra data tags along with the PermitIdentifier, PermittedFeatureIdentifier, LimitSetDesignator, ParameterCode, MonitoringSiteDescriptionCode, LimitSeasonNumber tags, LimitStartDate, LimitEndDate, and TradeID, those extra tags will be ignored.
- Mass Delete of an Effluent Trade Partner will result in removal of the record along with links to any limits.
- Mass Delete of an effluent trade partner cannot be performed if it is the only effluent trade partner for a Limit that has a received DMR Adjusted Value.

NEW

- A new effluent trade partner record will be added along with links to the limit specified.
- If an asterisk is used in a tag to blank out a non-mandatory field in ICIS it will be ignored.

CHANGES

- A Change transaction must have all mandatory tags and at least one optional tag.
- Only the tags that are present in an Effluent Trade Partner's Change transaction will be saved to their corresponding fields in ICIS. All other fields in ICIS will remain unchanged.
- One asterisk must be used in a tag to blank out a non-key field in ICIS.
- Multi-value tags must have all possible values submitted for them (e.g., all Telephone Number Type Codes) instead of the one that changed in order to avoid removing values unnecessarily (refer to Section 3.5.4.1 for details on multi-value tags).

REPLACES

- When an Effluent Trade Partner already exists in ICIS, any tags that are present in a Replace transaction will be saved to their corresponding fields in ICIS and all other fields in ICIS will be blanked out (see rules for Changes above).

- Any replace transactions for Effluent Trade Partners that do not already exist in ICIS will result in a record being created containing the data provided in the tags with the replace transactions (see rules for New above).
- If an asterisk is used in a tag to blank out a non-mandatory field in ICIS it will be ignored.

8.9 NARRATIVE CONDITION SCHEDULE MAPPING AND RULES

8.9.1 Narrative Condition Schedule Mapping

| XML Tag Name | PCS Counterpart | PCS Code Table | ICIS Code Table | ICIS Column | Comments |
|----------------------------|---------------------------------------|----------------|-------------------------|--|---|
| PermitIdentifier | Permit Number (NPID) | | | Icis_permit.external_permit_nmbr | Must have postal code as the first 2 characters. Same postal codes as PCS except for Gulf of Mexico permits: GE is to be used by Region 4 and GM is to be used by Region 6. |
| NarrativeConditionNumber | N/A | | | Icis_perm_narrative_condition.narrative_condition_nmbr | Number between 000 and 999. |
| NarrativeConditionCode | N/A | | Ref_narrative_condition | Icis_perm_narrative_condition.narrative_condition_code | |
| Comments | N/A | | | Icis_perm_narrative_condition.narrative_condition_text | |
| ScheduleEventCode | Compliance Schedule Event Code (EVNT) | 020 | Ref_schedule_event | Icis_perm_schedule_event.schedule_event_code | Same as PCS but many duplicate codes have been reassigned to one code. |
| ScheduleDate | Compliance Schedule Date (DTSC) | | | Icis_perm_schedule_event.schedule_date | Same as PCS but the format for ICIS is ccyy-mm-dd. |
| ScheduleReportReceivedDate | Schedule Report Received Date (DTRC) | | | Icis_perm_schedule_event.report_received_date | Same as PCS but the format for ICIS is ccyy-mm-dd. |
| ScheduleActualDate | Schedule Achieved Date (DTAC) | | | Icis_perm_schedule_event.actual_date | Same as PCS but the format for ICIS is ccyy-mm-dd. |

| XML Tag Name | PCS Counterpart | PCS Code Table | ICIS Code Table | ICIS Column | Comments |
|---------------------------------|-------------------------------------|----------------|-----------------|---|-------------------------------|
| ScheduleProjectedDate | N/A | | | Icis_perm_schedule_event.projected_date | Format for ICIS is ccyymm-dd. |
| ScheduleUserDefinedDataElement1 | Regional Data Element 1 (RDC1) | | | Icis_perm_schedule_event.udf1 | Same as PCS. |
| ScheduleUserDefinedDataElement2 | Regional Data Element 2 (RDC2) | | | Icis_perm_schedule_event.udf2 | Same as PCS. |
| ScheduleEventComments | Compliance Schedule Comments (COMM) | | | Icis_perm_schedule_event.comment_text | Same as PCS. |

8.9.2 Rules for Parsing State Submitted Narrative Condition Schedule XML Files

A summary of rules for processing narrative condition and permit schedule data is provided in this section. Detailed explanations of these rules with examples can be found in the ICIS Narrative Condition and Permit Schedule Technical Specification document.

OVERALL

- ICIS reference tables have codes that are either Active or Inactive. Inactive codes were migrated from legacy data but the code is not being used anymore and cannot be selected when adding a new code in ICIS. Active codes were both migrated from legacy data and newly created codes for ICIS and can be selected when adding a new code in ICIS.
- Mass Deletes are applied first and Replaces are applied last.
- Refer to the *ICIS-NPDES Example XML Instance Document* for specific instructions on generating XML files, the ICIS-NPDES XML Data Exchange Template for formatting and characteristic details on the XML tags, and Chapter 9 of this document for batch error messages.

REPLACE

- Any replace transaction for a narrative condition that does not already exist in ICIS will be treated as a New transaction using the data provided in the tags of the replace transaction to create a new narrative condition record. If there are permit schedule events in the transaction, new permit schedule event records will be created.
- Any replace transaction for a narrative condition that already exists in ICIS will have only the tags that are present saved to their corresponding fields in ICIS. If there are permit schedule events in the transaction they will be treated as multi-value tags. Multi-value tags must have all possible values submitted for them (e.g., all Permit Schedule Events) instead of the one that changed in order to avoid removing values unnecessarily (refer to Section 3.5.4.1 for details on multi-value tags)
- If an asterisk is used in a tag to blank out a non-mandatory field in ICIS it will be ignored.

MASS DELETES

- If a Mass Delete transaction for a narrative condition has any extra data tags along with the PermitIdentifier, NarrativeConditionNumber, and NarrativeConditionCode tags, those extra tags will be ignored.
- Mass Delete of a Narrative Condition will result in the removal of permit schedules for that narrative condition.

8.10 HISTORICAL PERMIT SCHEDULE EVENT MAPPING AND RULES

8.10.1 Historical Permit Schedule Event Mapping

| XML Tag Name | PCS Counterpart | PCS Code Table | ICIS Code Table | ICIS Column | Comments |
|--------------------------|--------------------------------------|----------------|-----------------|--|---|
| PermitIdentifier | Permit Number (NPID) | | | Icis_permit.external_permit_nmbr | Must have postal code as the first 2 characters. Same postal codes as PCS except for Gulf of Mexico permits: GE is to be used by Region 4 and GM is to be used by Region 6. |
| PermitEffectiveDate | Permit Tracking Achieved Date (PTAC) | | | icis_permit.effective_date | Use PTAC for PTEV = "P6099". The format for ICIS is ccyy-mm-dd. |
| NarrativeConditionNumber | N/A | | | Icis_perm_narrative_condition.narrative_condition_nmbr | Number between 000 and 999. |

| XML Tag Name | PCS Counterpart | PCS Code Table | ICIS Code Table | ICIS Column | Comments |
|---------------------------------|---------------------------------------|----------------|--------------------|---|--|
| ScheduleEventCode | Compliance Schedule Event Code (EVNT) | 020 | Ref_schedule_event | Icis_perm_schedule_event.schedule_event_code | Same as PCS but many duplicate codes have been reassigned to one code. |
| ScheduleDate | Compliance Schedule Date (DTSC) | | | Icis_perm_schedule_event.schedule_date | Same as PCS but the format for ICIS is ccyy-mm-dd. |
| ScheduleReportReceivedDate | Schedule Report Received Date (DTRC) | | | Icis_perm_schedule_event.report_received_date | Same as PCS but the format for ICIS is ccyy-mm-dd. Must be present if ScheduleActualDate exists. |
| ScheduleActualDate | Schedule Achieved Date (DTAC) | | | Icis_perm_schedule_event.actual_date | Same as PCS but the format for ICIS is ccyy-mm-dd. Must be on or before the submission date. |
| ScheduleProjectedDate | N/A | | | Icis_perm_schedule_event.projected_date | Format for ICIS is ccyy-mm-dd. |
| ScheduleUserDefinedDataElement1 | Regional Data Element 1 (RDC1) | | | Icis_perm_schedule_event.udf1 | Same as PCS. |
| ScheduleUserDefinedDataElement2 | Regional Data Element 2 (RDC2) | | | Icis_perm_schedule_event.udf2 | Same as PCS. |
| ScheduleEventComments | Compliance Schedule Comments (COMM) | | | Icis_perm_schedule_event.comment_text | Same as PCS. |

8.10.2 Rules for Parsing State Submitted Historical Permit Schedule Event XML Files

A summary of rules for processing historical permit schedule data is provided in this section. Detailed explanations of these rules with examples can be found in the ICIS Historical Permit Schedule Events Technical Specification document.

OVERALL

- ICIS reference tables have codes that are either Active or Inactive. Inactive codes were migrated from legacy data but the code is not being used anymore and cannot be selected when adding a new code in ICIS. Active codes were both migrated from legacy data and newly created codes for ICIS and can be selected when adding a new code in ICIS.
- Refer to the *ICIS-NPDES Example XML Instance Document* for specific instructions on generating XML files, the ICIS-NPDES XML Data Exchange Template for formatting and characteristic details on the XML tags, and Chapter 9 of this document for batch error messages.

CHANGES

- A Change transaction will result in a change to data within a permit schedule event record for the previous version of a current permit in ICIS only. A Narrative Condition Schedule Replace transaction must be used to change data for schedule events for the current version of a permit.
- Historical Permit Schedule Events cannot be changed for Master General Permits and Unpermitted Facilities.
- A Change transaction must have all mandatory tags and at least one optional tag.
- Only the tags that are present in an historical permit schedule event Change transaction will be saved to their corresponding fields in ICIS. All other fields in ICIS will remain unchanged.
- One asterisk must be used in a tag to blank out a non-key field in ICIS.

8.11 PERMIT TRACKING EVENT MAPPING AND RULES

8.11.1 Permit Tracking Event Mapping

| XML Tag Name | PCS Counterpart | PCS Code Table | ICIS Code Table | ICIS Column | Comments |
|---------------------------------|--|----------------|----------------------|--|---|
| PermitIdentifier | Permit Number (NPID) | | | Icis_permit.external_permit_nmbr | Must have postal code as the first 2 characters. Same postal codes as PCS except for Gulf of Mexico permits: GE is to be used by Region 4 and GM is to be used by Region 6. |
| PermitTrackingEventCode | Permit Tracking Event Code (PTEV) | 110 | Ref_perm_track_event | Icis_perm_track_event.permt_track_event_code | Same as PCS but many duplicate codes have been reassigned to one code. |
| PermitTrackingEventDate | Permit Tracking Event Achieved Date (PTAC) | | | Icis_perm_track_event.track_event_date | Same as PCS but the format for ICIS is ccyy-mm-dd. |
| PermitTrackingEventCommentsText | Comments (PTCO) | | | Icis_perm_track_event.track_event_comment_text | Same as PCS. Must be present for a change transaction. |

8.11.2 Rules for Parsing State Submitted Permit Tracking Event XML Files

A summary of rules for processing permit tracking event data is provided in this section. Detailed explanations of these rules with examples can be found in the ICIS Permit Tracking Event Technical Specification document.

OVERALL

- ICIS reference tables have codes that are either Active or Inactive. Inactive codes were migrated from legacy data but the code is not being used anymore and cannot be selected when adding a new code or changing an existing code in ICIS. Active codes were both migrated from legacy data and newly created codes for ICIS and can be selected when adding a new code or changing an existing code in ICIS.

- Mass Deletes are applied first, Deletes are applied second, New transactions are applied third, Changes are applied fourth, and Replaces are applied last.
- Refer to the *ICIS-NPDES Example XML Instance Document* for specific instructions on generating XML files, the ICIS-NPDES XML Data Exchange Template for formatting and characteristic details on the XML tags, and Chapter 9 of this document for batch error messages.

NEW

- Only non-system generated permit tracking events such as Public Notice Date can use the New transaction. System generated permit tracking events are Permit Issued, Permit Effective, Permit Expiration, Application Received and Application Complete.
- Unpermitted Facilities cannot have permit tracking events.
- A new manual permit tracking event record will be added.
- If an asterisk is used in a tag to blank out the comment field in ICIS it will be ignored.

CHANGES

- Only the comment field of a manual or system generated permit tracking event may be changed with the Change transaction.
- A Change transaction must have all mandatory tags and the comments tag.
- One asterisk may be used in a tag to blank out the comment field in ICIS.

REPLACE

- Any replace transaction for a permit tracking event that does not already exist in ICIS will be treated as a New transaction using the data provided in the tags of the replace transaction to create a permit tracking event record (see rules for New above).
- Any replace transaction for a permit tracking event that already exists in ICIS will have its comment data saved to the corresponding comment field in ICIS. To blank out a comment in ICIS, simply omit the comment tag.
- If an asterisk is used in a tag to blank out the comment field in ICIS it will be ignored.

MASS DELETES

- Only a manual permit tracking event may be deleted from ICIS with the Mass Delete transaction.
- If a Mass Delete transaction for a permit tracking event has the comment tag along with the PermitIdentifier, PermitTrackingEventCode, and PermitTrackingEventDate tags it will be ignored.

8.12 PERMIT REISSUANCE MAPPING AND RULES

8.12.1 Permit Reissuance Mapping

| XML Tag Name | PCS Counterpart | PCS Code Table | ICIS Code Table | ICIS Column | Comments |
|----------------------|--------------------------------------|----------------|-----------------|----------------------------------|--|
| PermitIdentifier | Permit Number (NPID) | | | Icis_permit.external_permit_nmbr | Must have postal code as the first 2 characters. Same postal codes as PCS except for Gulf of Mexico permits: GE is to be used by Region 4 and GM is to be used by Region 6. |
| PermitIssueDate | Permit Tracking Achieved Date (PTAC) | | | icis_permit.issue_date | Use PTAC for PTEV = "P4099". The format for ICIS is ccyy-mm-dd. |
| PermitEffectiveDate | Permit Tracking Achieved Date (PTAC) | | | icis_permit.effective_date | Use PTAC for PTEV = "P6099". The format for ICIS is ccyy-mm-dd. This date must be after the date of the ICIS permit being reissued and cannot be changed once it is reported to ICIS. |
| PermitExpirationDate | Permit Tracking Achieved Date (PTAC) | | | icis_permit.expiration_date | Use PTAC for PTEV = "P5099". The format for ICIS is ccyy-mm-dd. This date cannot be more than 5 years after the date in the PermitEffectiveDate tag and cannot be changed once it is reported to ICIS. |

8.12.2 Rules for Parsing State Submitted Permit Reissuance XML Files

A summary of rules for processing permit reissuance data is provided in this section. Detailed explanations of these rules with examples can be found in the ICIS Permit Reissuance Technical Specification document.

OVERALL

- Refer to the *ICIS-NPDES Example XML Instance Document* for specific instructions on generating XML files, the ICIS-NPDES XML Data Exchange Template for formatting and characteristic details on the XML tags, and Chapter 9 of this document for batch error messages.

CHANGES

- Unpermitted facilities and permits that are pending, terminated or have a status of “Not Needed” are not allowed to be reissued in ICIS.
- The reissued permit’s effective date cannot be on or before the effective date of the ICIS permit being reissued.
- The reissued permit’s expiration date cannot be more than 5 years after the permit’s effective date.
- The permit is reissued and all permitted features, limit sets, limits and narrative conditions from the previous permit are not copied to the newly reissued permit.
- The permit will not be reissued if any DMRs exist in ICIS with monitoring period end date that is after the permit’s effective date.

8.13 PERMIT TERMINATION MAPPING AND RULES

8.13.1 Permit Termination Mapping

| XML Tag Name | PCS Counterpart | PCS Code Table | ICIS Code Table | ICIS Column | Comments |
|-----------------------|----------------------|----------------|-----------------|----------------------------------|---|
| PermitIdentifier | Permit Number (NPID) | | | Icis_permit.external_permit_nmbr | Must have postal code as the first 2 characters. Same postal codes as PCS except for Gulf of Mexico permits: GE is to be used by Region 4 and GM is to be used by Region 6. |
| PermitTerminationDate | N/A | | | icis_permit.termination_date | Must be on or after the permit’s effective date, and on or before the submission date. |

8.13.2 Rules for Parsing State Submitted Permit Termination XML Files

A summary of rules for processing permit termination data is provided in this section. Detailed explanations of these rules with examples can be found in the ICIS Permit Termination Technical Specification document.

OVERALL

- Refer to the *ICIS-NPDES Example XML Instance Document* for specific instructions on generating XML files, the ICIS-NPDES XML Data Exchange Template for formatting and characteristic details on the XML tags, and Chapter 9 of this document for batch error messages.

CHANGES

- Only a permit marked as NPDES Individual Permit, Individual IU Permit (Non-NPDES), Individual State Issued Permit (Non-NPDES), Associated Permit Record or General Permit Covered Facility may be terminated.
- Only a permit with a status of effective, expired or administratively continued may be terminated.
- Once a permit is terminated in ICIS it cannot be edited or deleted.
- A permit cannot be terminated if it has Unsubmitted DMRs.
- When a permit is terminated in ICIS its compliance tracking status records and violations after the termination date are removed, any outstanding Expected DMRs that are dated after the Permit Termination Date are deleted, and a new Permit Termination Permit Tracking Event is created.

8.14 DISCHARGE MONITORING REPORT MAPPING AND RULES

8.14.1 Discharge Monitoring Report Mapping

| XML Tag Name | PCS Counterpart | PCS Code Table | ICIS Code Table | ICIS Column | Comments |
|------------------------------------|-----------------------------------|----------------|-----------------|---|--|
| PermitIdentifier | Permit Number (NPID) | | | Icis_permit.external_permit_nmbr | Must have postal code as the first 2 characters. Same postal codes as PCS except for Gulf of Mexico permits: GE is used by Region 4 and GM is used by Region 6. |
| PermittedFeatureIdentifier | Discharge Number (VDSC) | | | Icis_perm_feature.perm_feature_nmbr | Same as PCS but allows 3 to 4 characters instead of just 3 and 3 characters do not require padding of zeroes or spaces on the left or right to make it 4 characters. One physical outfall should only have one PermittedFeatureIdentifier in ICIS with variations of that outfall's limit requirements assigned to their own unique LimitSetDesignators. |
| LimitSetDesignator | Report Designator (VDRD) | | | Icis_limit_set.limit_set_designator | Same as PCS but allows to 1 to 2 characters instead of just 1 and 1 character does not require padding of zeroes or spaces on the left or right to make it 2 characters. |
| MonitoringPeriodEndDate | Monitoring Period End Date (MVDT) | | | Icis_dmr_event.monitoring_period_end_date | Same as PCS but the format for ICIS is ccyy-mm-dd. |
| SignatureDate | N/A | | | Icis_dmr.signature_date | |
| PrincipalExecutiveOfficerFirstName | N/A | | | Icis_dmr.executive_officer_first_name | |
| PrincipalExecutiveOfficerLastName | N/A | | | Icis_dmr.executive_officer_last_name | |
| PrincipalExecutiveOfficerTitle | N/A | | | Icis_dmr.executive_officer_title | |
| PrincipalExecutiveOfficerTelephone | N/A | | | Icis_dmr.executive_officer_phone | |
| SignatoryFirstName | N/A | | | Icis_dmr.signatory_first_name | |
| SignatoryLastName | N/A | | | Icis_dmr.signatory_last_name | |

| XML Tag Name | PCS Counterpart | PCS Code Table | ICIS Code Table | ICIS Column | Comments |
|--------------------------------------|---------------------------------------|----------------|---------------------------|---|---|
| SignatoryTelephone | N/A | | | Icis_dmr.signatory_phone | |
| ReportCommentText | N/A | | | Icis_dmr.dmr_comment_text | |
| DMRNoDischargeIndicator | Pipe No Data Reason Code (NODI) | 490 | Ref_nodi | Icis_dmr_value.nodi_code | Same as PCS for the entire outfall only except new codes have been added and a flag has been added to each code for whether to generate a violation or not. |
| DMRNoDischargeReceivedDate | DMR Received Date (DMRR) | | | Icis_dmr_value.value_received_date | Same as PCS for the entire outfall except but the format for ICIS is ccyy-mm-dd and this date is only provided if the DMRNoDischargeIndicator tag is being/has been used. |
| ParameterCode | Parameter Code (VPRM) | 160 | Ref_parameter | Icis_limit.parameter_code | Same as PCS but a few duplicate codes have been reassigned to one code and unit + parameter groupings have been revised. |
| MonitoringSiteDescriptionCode | Monitoring Location Code (VMLO) | 80 | Ref_monitoring_location | Icis_limit.monitoring_location_code | Same as PCS except special characters (not A-Z or 0-9) in PCS are now 2 character codes in ICIS. |
| LimitSeasonNumber | Season (SEAN) | | | Icis_limit.limit_season_id | Same as PCS except must be a whole number between -1 and 12. If -1 is present, ICIS will default with the limit's season ID. |
| ReportSampleTypeText | Reported Sample Type (RSAM) | 150 | Ref_sample_type | Icis_dmr_parameter.sample_type_code | Same as PCS. |
| ReportingFrequencyCode | Reported Frequency of Analysis (RFRQ) | 50 | Ref_frequency_of_analysis | Icis_dmr_parameter.frequency_of_analysis_code | Same as PCS. |
| ReportNumberOfExcursions | Reported Number of Excursions (REXC) | | | Icis_dmr_parameter.reported_excursion_nmbr | Same as PCS but must be numeric in ICIS. |
| QuantityNumericReportUnitMeasureCode | Quantity Unit of Measure (RUNT) | 180 | Ref_unit | Icis_dmr_value.unit_code | Same as PCS but many duplicate codes have been reassigned to one |

| XML Tag Name | PCS Counterpart | PCS Code Table | ICIS Code Table | ICIS Column | Comments |
|---|--------------------------------------|----------------|-----------------|-------------------------------------|---|
| | | | | | code, and conversion factors, unit + parameter groupings have been revised. In ICIS, each reported quantity has its own unit of measure but if both quantity values are reported with units then each must have the same unit. ICIS will default to the quantity's limit unit if this tag is missing for an initial report or replace transaction. |
| ConcentrationNumericReportUnitMeasureCode | Concentration Unit of Measure (RCUN) | 180 | Ref_unit | Icis_dmr_value.unit_code | Same as PCS but many duplicate codes have been reassigned to one code, and conversion factors, unit + parameter groupings have been revised. In ICIS, each reported quantity has its own unit of measure but if multiple concentration values are reported with units then each must have the same unit. ICIS will default to the concentration's limit unit if this tag is missing for an initial report or replace transaction. |
| NumericReportCode | MQAV, QMX, MCMN, MCAV, MCMX | | | Icis_dmr_form_value.value_type_code | ICIS uses the following codes to denote which PCS quantity or concentration is being reported: MQAV = Q1 QMX = Q2 MCMN = C1 MCAV = C2 MCMX = C3 |
| NumericReportNoDischargeIndicator | Pipe No Data Reason Code (NODI) | 490 | Ref_nodi | Icis_dmr_value.nodi_code | Same as PCS for the quantity or concentration only except new codes have been added and a flag has been added to each code for whether the |

| XML Tag Name | PCS Counterpart | PCS Code Table | ICIS Code Table | ICIS Column | Comments |
|----------------------------------|------------------------------|----------------|-----------------|-------------------------------------|---|
| | | | | | NODI is valid (no violations generated) or invalid (violations generated). There is no NODI in ICIS for all quantities and concentrations for a given parameter. |
| NumericReportReceivedDate | DMR Received Date (DMRR) | | | Icis_dmr_value.value_received_date | Same as PCS for the quantity or concentration only but the format for ICIS is ccyy-mm-dd. There is no DMRR in ICIS Batch for all quantities and concentrations for a given parameter. |
| NumericConditionQuantity | MQAV, MQMX, MCMN, MCAV, MCMX | | | Icis_dmr_value.dmr_value_nmbr | Same as PCS but values must be numeric and cannot have an E or T in it nor have an equal, greater than, less than, greater than or equal to, less than or equal to signs with it. |
| NumericConditionAdjustedQuantity | N/A | | | Icis_dmr.adjusted_dmr_value_nmbr | Same as PCS but values must be numeric and cannot have an E or T in it nor have an equal, greater than, less than, greater than or equal to, less than or equal to signs with it. |
| NumericConditionQualifier | MQAV, MQMX, MCMN, MCAV, MCMX | | | Icis_dmr_value.value_qualifier_code | ICIS treats this field as a prefix to or substitution for NumericConditionQuantity and NumericConditionAdjustedQuantity values. The allowable codes are: = (equals – this is the default code value) < (less than) > (greater than) E (estimated) T (too numerous to count) * |

| XML Tag Name | PCS Counterpart | PCS Code Table | ICIS Code Table | ICIS Column | Comments |
|--------------------------------|-----------------|----------------|-----------------|--|---|
| | | | | | If you need to change this code in your ICIS data from <, >, E or T to be = (equals) instead, you must provide the = (equals) code in your XML file |
| PollutantMetForLandApplication | N/A | | | Icis_dmr_land.pollutant_table_code | |
| PathogenReductionIndicator | N/A | | | Icis_dmr_land.pathogen_certified_flag, Icis_dmr_surface.pathogen_certified_flag | |
| VectorReductionIndicator | N/A | | | Icis_dmr_land.vector_attraction_flag, Icis_dmr_surface.vector_attraction_flag | |
| AgronomicGallonsRateForField | N/A | | | Icis_dmr_land.agronomic_rate_gallon | |
| AgronomicDMRRateForField | N/A | | | Icis_dmr_land.agronomic_rate_dmt | |
| ClassAAlternativeUsed | N/A | | | Icis_dmr_land.class_a_alternative_used_code, Icis_dmr_surface.class_a_alternative_used_code | |
| ClassAAlternativesText | N/A | | | Icis_dmr_land.class_a_alternative_detail, Icis_dmr_surface.class_a_alternative_detail | |
| ClassBAlternativeUsed | N/A | | | Icis_dmr_land.class_b_alternative_used_code, Icis_dmr_surface.class_b_alternative_used_code | |
| ClassBAlternativesText | N/A | | | Icis_dmr_land.class_b_alternative_detail, | |

| XML Tag Name | PCS Counterpart | PCS Code Table | ICIS Code Table | ICIS Column | Comments |
|---------------------------------|---------------------------------|----------------|-----------------------|--|--|
| | | | | Icis_dmr_surface.class_b_alternative_detail | |
| VARAlternativeUsed | N/A | | | Icis_dmr_land.var_alternative_used_code, Icis_dmr_surface.var_alternative_used_code | |
| VARAlternativesText | N/A | | | Icis_dmr_land.var_alternative_detail, Icis_dmr_surface.var_alternative_detail | |
| CropTypesPlanted | Sludge Outfall Crop Type (SLCT) | 770 | Ref_crop_type | Xref_dmr_land_plant_crop_type.plant_crop_type_code | Same as PCS but codes may have been added, changed or removed. |
| CropTypesHarvested | Sludge Outfall Crop Type (SLCT) | 770 | Ref_harvest_crop_type | Xref_dmr_land_harvest_crop_type.harvest_crop_type_code | Same as PCS but codes may have been added, changed or removed. |
| ManagementPracticesIndicator | N/A | | | Icis_dmr_surface.met_management_practice_flag | |
| CertificationStatementIndicator | N/A | | | Icis_dmr_surface.certified_management_practice | |
| CertifierFirstName | N/A | | | Icis_dmr_surface.certifier_first_name | |
| CertifierLastName | N/A | | | Icis_dmr_surface.certifier_last_name | |
| BerylliumComplianceIndicator | N/A | | | Icis_dmr_incinerator.compliance_beryllium_flag | |
| MercuryComplianceIndicator | N/A | | | Icis_dmr_incinerator.compliance_mercury_flag | |
| Part258ComplianceIndicator | N/A | | | Icis_dmr_co_disp.compliance_part_258_flag | |
| PaintFilterTestResults | N/A | | | Icis_dmr_co_disp.paint_filter_test_flag | |
| TCLPTestResults | N/A | | | Icis_dmr_co_disp.tclp_test | |

8.14.2 Rules for Parsing State Submitted DMR XML Files

A summary of rules for processing DMR data is provided in this section. Detailed explanations of these rules with examples can be found in the ICIS Batch dmr Technical Specification document.

OVERALL

- ICIS reference tables have codes that are either Active or Inactive. Inactive codes were migrated from legacy data but the code is not being used anymore and cannot be selected when adding a new code or changing an existing code in ICIS. Active codes were both migrated from legacy data and newly created codes for ICIS and can be selected when adding a new code or changing an existing code in ICIS.
- Mass Deletes are applied first, Deletes are applied second, New transactions are applied third, Changes are applied fourth, and Replaces are applied last.
- A form level NODI (NODI for all of a permitted feature's parameters) cannot be submitted within the same DMR XML file as data for one or more of these parameters. Instead, submit the form level NODI first then submit another XML file with the parameter data after the form level NODI has been processed by ICIS.
- A permitted feature that has parameter data with auxiliary data is counted as having two or more transactions – one for the auxiliary data and one for each parameter.
- All DischargeMonitoringReportData parent tags must have PermitIdentifier, PermittedFeatureIdentifier, LimitSetDesignator, and MonitoringPeriodEndDate tags.
- Refer to the *ICIS-NPDES Example XML Instance Document* for specific instructions on generating XML files, the ICIS-NPDES XML Data Exchange Template for formatting and characteristic details on the XML tags, and Chapter 9 of this document for batch error messages.

MASS DELETES

- If a Mass Delete transaction has any extra data tags along with the PermitIdentifier, PermittedFeatureIdentifier, LimitSetDesignator, and MonitoringPeriodEndDate tags, those extra tags will be ignored.
- Mass Delete of a scheduled DMR will result in a blank DMR record in ICIS. Mass Delete of an unscheduled DMR will result in removal of the record from ICIS.
- Mass Deletes cannot be performed on any DMRs associated with a program report in ICIS. The link between the DMR and the program report and the DMR must be removed first.

CHANGES

- A Change transaction must have all mandatory tags and at least one optional tag.
- Only the tags that are present in a DMR's Change transaction will be saved to their corresponding fields in ICIS. All other fields in ICIS will remain unchanged.
- Any change transactions for unscheduled DMRs that do not already exist in ICIS will result in a record being created containing the data provided in the tags with the change transactions.
- One asterisk must be used in a tag to blank out a non-key field in ICIS.
- Asterisks cannot be used to blank out an entire DMR record if the DMR record is associated with a program report in ICIS. The link between the DMR and the program report and the DMR must be removed first.
- Asterisks used to blank out an entire scheduled DMR record that is not associated with a program report in ICIS results in an empty record in ICIS.
- Asterisks used to blank out an entire unscheduled DMR record that is not associated with a program report in ICIS results in the record being removed from ICIS.
- Auxiliary data for a permitted feature can only be changed if there is a DMR received date for at least one parameter in ICIS or submitted with the auxiliary data. Asterisks cannot be used to blank out all of an outfall's parameters plus change data in one or more auxiliary fields.
- Form level NODI codes that exist in ICIS can only be blanked out if its NODI tag and associated date tag are submitted with asterisks and no other parameter and quantity/concentration tags containing data are submitted at the same time. A form level NODI tag and its associated date tag cannot contain asterisks if its ICIS record already has parameter or quantity/concentration value data other than NODI codes in its fields. These fields must be blanked out first.
- Quantity or concentration level NODI codes that exist in ICIS can only be blanked out if its NODI flag and associated date tags are submitted with asterisks and no other quantity/concentration tags containing value data are submitted at the same time.
- Multi-value tags must have all possible values submitted for them (e.g., all Crop Types Planted) instead of the one that changed in order to avoid removing values unnecessarily (refer to Section 3.5.4.1 for details on multi-value tags).

REPLACES

- For one parameter in an outfall, any tags that are present in a Replace transaction will be saved to their corresponding fields in ICIS and all other of the outfall's fields in ICIS will be blanked out for that parameter only.

- To blank out an entire parameter, submit a Replace transaction with only the PermitIdentifier, PermittedFeatureIdentifier, LimitSetDesignator and MonitoringPeriodEndDate along with that parameter's mandatory tags (ParameterCode, MonitoringSiteDescriptionCode, LimitSeasonNumber).
- If no auxiliary tags are present in a Replace transaction the auxiliary data will remain in ICIS. If one or more auxiliary tags are present in a Replace transaction then any tags that are present in a Replace transaction will be saved to their corresponding fields in ICIS and all other of the auxiliary data fields in ICIS will be blanked out.
- Any replace transactions for unscheduled DMRs that do not already exist in ICIS will result in a record being created containing the data provided in the tags with the replace transactions.
- One asterisk must be used in a tag to blank out a non-key field in ICIS.
- Asterisks cannot be used to blank out an entire DMR record if the DMR record is associated with a program report in ICIS. The link between the DMR and the program report and the DMR must be removed first.
- Asterisks used to blank out an entire scheduled DMR record that is not associated with a program report in ICIS results in an empty record in ICIS.
- Asterisks used to blank out an entire unscheduled DMR record that is not associated with a program report in ICIS results in the record being removed from ICIS.
- Auxiliary data for a permitted feature can only be changed if there is a DMR received date for at least one parameter in ICIS or submitted with the auxiliary data. Asterisks cannot be used to blank out all of a permitted feature's parameters plus change data in one or more auxiliary fields.
- Form level NODI codes that exist in ICIS can only be blanked out if its NODI tag and associated date tag are submitted with asterisks and no other parameter and quantity/concentration tags containing value data are submitted at the same time.
- Quantity or concentration level NODI codes that exist in ICIS can only be blanked out if its NODI flag and associated date tags are submitted with asterisks and no other quantity/concentration tags containing value data are submitted at the same time.
- Multi-value tags must have all possible values submitted for them (e.g., all Site Owner contacts) instead of the one that changed in order to avoid removing values unnecessarily (refer to Section 3.5.4.1 for details on multi-value tags).

8.15 DISCHARGE MONITORING REPORT VIOLATION MAPPING AND RULES

8.15.1 Discharge Monitoring Report Violation Mapping

| XML Tag Name | PCS Counterpart | PCS Code Table | ICIS Code Table | ICIS Column | Comments |
|-------------------------------|-----------------------------------|----------------|-------------------------|---|--|
| PermitIdentifier | Permit Number (NPID) | | | Icis_permit.external_permit_nmbr | Must have postal code as the first 2 characters. Same postal codes as PCS except for Gulf of Mexico permits: GE is used by Region 4 and GM is used by Region 6. |
| PermittedFeatureIdentifier | Discharge Number (VDSC) | | | Icis_perm_feature.perm_feature_nmbr | Same as PCS but allows 3 to 4 characters instead of just 3 and 3 characters do not require padding of zeroes or spaces on the left or right to make it 4 characters. One physical outfall should only have one PermittedFeatureIdentifier in ICIS with variations of that outfall's limit requirements assigned to their own unique LimitSetDesignators. |
| LimitSetDesignator | Report Designator (VDRD) | | | Icis_limit_set.limit_set_designator | Same as PCS but allows to 1 to 2 characters instead of just 1 and 1 character does not require padding of zeroes or spaces on the left or right to make it 2 characters. |
| MonitoringPeriodEndDate | Monitoring Period End Date (MVDT) | | | Icis_dmr_event.monitoring_period_end_date | Same as PCS but the format for ICIS is ccyy-mm-dd. |
| ParameterCode | Parameter Code (VPRM) | 160 | Ref_parameter | Icis_limit.parameter_code | Same as PCS but a few duplicate codes have been reassigned to one code and unit + parameter groupings have been revised. |
| MonitoringSiteDescriptionCode | Monitoring Location Code (VMLO) | 80 | Ref_monitoring_location | Icis_limit.monitoring_location_code | Same as PCS except special characters (not A-Z or 0-9) in PCS are now 2 character codes in ICIS. |

| XML Tag Name | PCS Counterpart | PCS Code Table | ICIS Code Table | ICIS Column | Comments |
|---------------------------------------|-----------------------------------|----------------|--------------------|--|---|
| LimitSeasonNumber | Season (SEAN) | | | Icis_limit.limit_season_id | Same as PCS except must be a whole number between -1 and 12. If -1 is present, ICIS will default with the limit's season ID. |
| NumericReportCode | MQAV, MQMX, MCMN, MCAV, MCMX | | | Icis_dmr_form_value.value_type_code | ICIS uses the following codes to denote which PCS quantity or concentration is being reported: MQAV = Q1 MQMX = Q2 MCMN = C1 MCAV = C2 MCMX = C3 |
| NumericReportViolationCode | Measurement Violation Code (MVIO) | | Ref_violation | icis_npdes_violation.violation_code | Use "E" for effluent DMR violation or "D" for DMR Non-Receipt violation. |
| ReportableNonComplianceDetectionCode | RNC Detection Code (SNCE) | 195 | Ref_rnc_detection | icis_npdes_violation.rnc_detection_code | Same as PCS but codes may have been added, changed or removed. Code must have rnc_detection_code_entry_flag = M in the REF_RNC_DETECTION table. |
| ReportableNonComplianceDetectionDate | RNC Detection Date (SNDE) | | | icis_npdes_violation.rnc_detection_date | Same as PCS but the format for ICIS is ccyy-mm-dd. Must be between the single event violation date and the submission date. |
| ReportableNonComplianceResolutionCode | RNC Resolution Code (SRCE) | 390 | Ref_rnc_resolution | icis_npdes_violation.rnc_resolution_code | Same as PCS but codes may have been added, changed or removed. Code must have rnc_resolution_code_entry = Manual) in the REF_RNC_RESOLUTION table |
| ReportableNonComplianceResolutionDate | RNC Resolution Date (SRDE) | | | icis_npdes_violation.rnc_resolution_date | Same as PCS but the format for ICIS is ccyy-mm-dd. |

8.15.2 Rules for Parsing State Submitted DMR Violation XML Files

A summary of rules for processing DMR violation data is provided in this section. Detailed explanations of these rules with examples can be found in the ICIS Batch DMR and Schedule Event Violation Technical Specification document.

OVERALL

- ICIS reference tables have codes that are either Active or Inactive. Inactive codes were migrated from legacy data but the code is not being used anymore and cannot be selected when adding a new code or changing an existing code in ICIS. Active codes were both migrated from legacy data and newly created codes for ICIS and can be selected when adding a new code or changing an existing code in ICIS.
- All DischargeMonitoringReportData parent tags must have PermitIdentifier, PermittedFeatureIdentifier, LimitSetDesignator, MonitoringPeriodEndDate, ParameterCode, MonitoringSiteDescriptionCode, LimitSeasonNumber, NumericReportCode and NumericReportViolationCode tags.
- Refer to the *ICIS-NPDES Example XML Instance Document* for specific instructions on generating XML files, the ICIS-NPDES XML Data Exchange Template for formatting and characteristic details on the XML tags, and Chapter 9 of this document for batch error messages.

CHANGES

- Any tags that are present in a Change transaction will be saved to their corresponding fields in ICIS.
- One asterisk may be used in a tag to blank out that field in ICIS.
- One or more optional tags must be present. If RNC Detection Code exists, then all RNC data elements must exist.
- For DMR Non-Receipt Violation (i.e., Numeric Report Violation Code = D) transactions, users can edit the RNC Resolution Code and the RNC Resolution Date, but cannot edit the RNC Detection Code or RNC Detection Date.
- For Effluent DMR Violation (i.e., Numeric Report Violation Code = E) transactions, users can edit all four of the RNC data elements. If the RNC Detection Code in ICIS was previously an automatic code (rnc_detection_code_entry_flag = A) the Detection code and date cannot be changed. RNC Detection Code must be a valid manual code (rnc_detection_code_entry_flag = M) in the REF_RNC_DETECTION_TABLE or must be the same as the previously existing automatic code in ICIS. Valid manual Effluent Violations have a detection_type_code = TRC, EFF, or CHR and valid manual Single Event Violations have a detection_type_code = DIS. RNC Detection Date must be between the measurement violation date and the current date. If RNC Detection Code is manual (rnc_detection_entry_code_flag = M), then RNC Resolution Code

must be valid (i.e. Active) and must be a manual code (rnc_resolution_code_entry = Manual) in the REF_RNC_RESOLUTION table.

- If RNC Detection Code is automatic (rnc_detection_entry_code_flag = A), then RNC Resolution Code must be valid (i.e. Active), must be a manual code (rnc_resolution_code_entry = Manual) or must be the automatic code of 1 (NC - Unresolved RNC), and cannot = A (NC - Manual Unresolved RNC) in the REF_RNC_RESOLUTION table.
- If RNC Resolution Code equals A (NC - Manual Unresolved RNC) or 1 (NC - Unresolved RNC), then RNC Resolution Date must equal the RNC Detection Date. If RNC Resolution Code does not equal A (NC - Manual Unresolved RNC) or 1 (NC - Unresolved RNC), then RNC Resolution Date must be between the RNC Detection Date and the current date.
- If -1 is submitted for the Limit Season Number for a DMR Non-Receipt or Effluent Violation, ICIS will edit the Violation only if one Violation exists for the DMR Violation key data submitted excluding Limit Season Number and Numeric Report Violation Code: Permit Identifier, Permitted Feature Identifier, Limit Set Designator, Monitoring Period End Date, Parameter Code, Monitoring Site Description Code, and Numeric Report Code.

8.16 DISCHARGE MONITORING REPORT LINKAGE MAPPING AND RULES

8.16.1 Discharge Monitoring Report Linkage Mapping

| XML Tag Name | PCS Counterpart | PCS Code Table | ICIS Code Table | ICIS Column | Comments |
|----------------------------|-------------------------|----------------|-----------------|-------------------------------------|--|
| PermitIdentifier | Permit Number (NPID) | | | Icis_permit.external_permit_nmbr | Must have postal code as the first 2 characters. Same postal codes as PCS except for Gulf of Mexico permits: GE is to be used by Region 4 and GM is to be used by Region 6. |
| PermittedFeatureIdentifier | Discharge Number (VDSC) | | | Icis_perm_feature.perm_feature_nmbr | Same as PCS but allows 3 to 4 characters instead of just 3 and 3 characters do not require padding of zeroes or spaces on the left or right to make it 4 characters. One physical outfall should only have one |

| XML Tag Name | PCS Counterpart | PCS Code Table | ICIS Code Table | ICIS Column | Comments |
|-------------------------------|-----------------------------------|----------------|-----------------|--|---|
| | | | | | PermittedFeatureIdentifier in ICIS with variations of that outfall's limit requirements assigned to their own unique LimitSetDesignators. |
| LimitSetDesignator | Report Designator (VDRD) | | | Icis_limit_set.limit_set_designator | Same as PCS but allows to 1 to 2 characters instead of just 1 and 1 character does not require padding of zeroes or spaces on the left or right to make it 2 characters. |
| MonitoringPeriodEndDate | Monitoring Period End Date (MVDT) | | | Icis_dmr_event.monitoring_period_end_date | Same as PCS but the format for ICIS is ccyy-mm-dd. |
| LinkageBiosolidsReport | | | | | |
| PermitIdentifier | Permit Number (NPID) | | | Icis_permit.external_permit_nmbr | Must have postal code as the first 2 characters. Same postal codes as PCS except for Gulf of Mexico permits: GE is to be used by Region 4 and GM is to be used by Region 6. |
| ReportCoverageEndDate | Date of Inspection (DTIN) | | | icis_prog_rpt_biosolid.rpt_coverage_end_date | Same as PCS. The format for ICIS is ccyy-mm-dd. |
| LinkageSWEventReport | | | | | |
| PermitIdentifier | Permit Number (NPID) | | | Icis_permit.external_permit_nmbr | Must have postal code as the first 2 characters. Same postal codes as PCS except for Gulf of Mexico permits: GE is to be used by Region 4 and GM is to be used by Region 6. |
| DateStormEventSampled | N/A | | | icis_prog_rpt.report_date | |
| CSOEventID | | | | Icis_prog_rpt.program_report_number | |

8.16.2 Rules for Parsing EPA Submitted Discharge Monitoring Report Linkage XML Files

A summary of rules for discharge monitoring report linkage data is provided in this section. Detailed explanations of these rules with examples can be found in the ICIS Discharge Monitoring Report Linkage Technical Specification document.

OVERALL

- ICIS reference tables have codes that are either Active or Inactive. Inactive codes were migrated from legacy data but the code is not being used anymore and cannot be selected when adding a new code or changing an existing code in ICIS. Active codes were both migrated from legacy data and newly created codes for ICIS and can be selected when adding a new code or changing an existing code in ICIS.
- Mass Deletes are applied first and Replaces are applied last.
- Refer to the *ICIS-NPDES Example XML Instance Document* for specific instructions on generating XML files, the ICIS-NPDES XML Data Exchange Template for formatting and characteristic details on the XML tags, and Chapter 9 of this document for batch error messages.

REPLACE

- Only one activity can be linked to a DMR record at a time.
- If the DMR record is not already linked to the program report it will be linked.
- If the DMR record is already linked to the program report the transaction will be accepted.

MASS DELETE

- Only one program report can be deleted from a DMR record at a time.
- Mass Delete of a Discharge Monitoring Report Linkage will result in only the removal of a linkage to program report from the DMR record in ICIS. The DMR record and the program report record it was linked to will continue to exist in ICIS.

8.17 STATE NPDES COMPLIANCE MONITORING MAPPING AND RULES

8.17.1 State NPDES Compliance Monitoring Mapping

| XML Tag Name | PCS Counterpart | PCS Code Table | ICIS Code Table | ICIS Column | Comments |
|----------------------------------|---|----------------|---------------------------|--|---|
| ComplianceMonitoringIdentifier | N/A | | | Icis_comp_monitor.comp_monitor_uid | Must have postal code as the first 2 characters followed by three zeroes, an "N", then 1 to 19 unique characters of your choice. Same postal codes as PCS except for Gulf of Mexico permits: GE is to be used by Region 4 and GM is to be used by Region 6. |
| PermitIdentifier | Permit Number (NPID) | | | Icis_permit.external_permit_nmbr | Must have postal code as the first 2 characters. Same postal codes as PCS except for Gulf of Mexico permits: GE is to be used by Region 4 and GM is to be used by Region 6. |
| ComplianceMonitoringCategoryCode | Inspection Type (TYPI) | 280 | Ref_comp_monitor_category | icis_comp_monitor.comp_monitor_category_code | Codes have been reassigned to generate compliance inspection type, compliance monitoring category, program codes. |
| ComplianceMonitoringDate | Inspection Date (DTIN), Pretreatment Inspection Date (DTIA) | | | icis_activity.actual_end_date | Same as PCS. The format for ICIS is ccyy-mm-dd. |
| ComplianceInspectionTypeCode | Inspection Type (TYPI) | 280 | Ref_comp_monitor_type | xref_comp_monitor_comp_m_type.comp_monitor_type_code | Codes have been reassigned to generate compliance inspection type, compliance monitoring category, program codes. |
| ComplianceMonitoringStartDate | N/A | | | icis_activity.actual_begin_date | |
| ComplianceMonitoringActivityName | N/A | | | icis_activity.activity_name | |
| BiomonitoringInspectionMethod | Biomonitoring Inspection Method Code (BIOM) | 260 | Ref_biomonitoring_method | Icis_comp_monitor.biomonitoring_method_code | Same as PCS but codes may have been added, changed or removed. Must be present if |

| XML Tag Name | PCS Counterpart | PCS Code Table | ICIS Code Table | ICIS Column | Comments |
|--------------------------------------|------------------------|----------------|------------------------------|---|---|
| | | | | | ComplianceInspectionTypeCode contains "CBI". |
| ComplianceMonitoringActionReasonCode | N/A | | Ref_activity_purpose | xref_activity_purpose.activity_purpose_code | At least one code must exist in ICIS. |
| ComplianceMonitoringAgencyTypeCode | Inspector Code (INSP) | 290 | Ref_agency_type | xref_activity_agency_type.agency_type_code | Same as PCS but codes may have been added, changed or removed. |
| ComplianceMonitoringAgencyCode | Inspector Code (INSP) | 290 | Ref_agency | icis_comp_monitor.agency_code | Codes have been reassigned to derive agency type, lead party, state federal joint indicator, EPA assistance indicator |
| ProgramCode | Inspection Type (TYPI) | 280 | Ref_program | xref_activity_program.program_code | Codes have been reassigned to derive compliance inspection type, compliance monitoring category, program codes. |
| EPAAssistanceIndicator | Inspector Code (INSP) | 290 | | icis_activity.epa_assist_flag | PCS codes have been reassigned to derive agency type, lead party, state federal joint indicator, EPA assistance indicator. Must be present if the Compliance Monitoring Agency Type is not "EPA". |
| StateFederalJointIndicator | Inspector Code (INSP) | 290 | | Icis_comp_monitor.joint_inspection_flag | Codes have been reassigned to derive agency type, lead party, state federal joint indicator, EPA assistance indicator |
| JointInspectionReasonCode | N/A | | Ref_joint_inspection_purpose | icis_comp_monitor.joint_inspection_purpose_code | Must be present when StateFederalJointIndicator contains "J". |
| LeadParty | Inspector Code (INSP) | 290 | | icis_comp_monitor.joint_lead_flag | PCS codes have been reassigned to derive agency type, lead party, state federal joint indicator, EPA assistance indicator. Must exist if State Federal Joint Indicator = "J" |

| XML Tag Name | PCS Counterpart | PCS Code Table | ICIS Code Table | ICIS Column | Comments |
|---|---|----------------|---------------------------|---|--|
| NumberDaysPhysicallyConductingActivity | N/A | | | icis_comp_monitor.nmbr_of_day | |
| NumberHoursPhysicallyConductingActivity | Inspection Preprocessing (PRHR), Inprocessing (INHR) , Postprocessing (POHR) Hours | | | icis_comp_monitor.nmbr_of_day | Summation of pre, in and post processing hours. |
| ComplianceMonitoringActionOutcomeCode | N/A | | Ref_activity_outcome | icis_comp_monitor.activity_outcome_code | |
| InspectionRatingCode | N/A | | Ref_insp_rating | icis_comp_monitor.insp_rating_code | |
| NationalPrioritiesCode | N/A | | Ref_priority | xref_activity_priority.priority_code | Must be a valid code with a Region_Code = "HQ" in the ref_priority table |
| MultimediaIndicator | N/A | | | icis_activity.multimedia_flag | |
| InspectionUserDefinedField1 | N/A | | | icis_regional_data.string1 | |
| FederalFacilityIndicator | N/A | | Ref_cross_media_indicator | icis_activity_cross_media.fed_facility_indicator_code | |
| FederalFacilityIndicatorComment | N/A | | | icis_activity_cross_media.fed_facility_comment | |
| InspectionUserDefinedField2 | N/A | | | icis_regional_data.string2 | |
| InspectionUserDefinedField3 | N/A | | | icis_regional_data.string3 | |
| InspectionUserDefinedField4 | N/A | | | icis_regional_data.date1 | |
| InspectionUserDefinedField5 | N/A | | | icis_regional_data.date2 | |

| XML Tag Name | PCS Counterpart | PCS Code Table | ICIS Code Table | ICIS Column | Comments |
|---|--------------------------------|----------------|-------------------------------|--|---|
| InspectionUserDefinedField6 | N/A | | | icis_regional_data.string4 | |
| InspectionCommentText | Inspection Comment Text (ICOM) | | | icis_activity_comment.comment_text | Same as PCS. |
| StateStatuteViolatedName | N/A | | | icis_comp_monitor.state_statute_text | |
| CAFOClassificationCode | N/A | | Ref_cafo_classification | icis_comp_monitor.cafo_classification_code | Must be present if IsAnimalFacilityTypeCAFOIndicator contains "Y". |
| IsAnimalFacilityTypeCAFOIndicator | N/A | | | icis_comp_monitor_cafo.cafo_flag | |
| CAFODesignationDate | N/A | | | icis_comp_monitor_cafo.designation_date | Must be present if IsAnimalFacilityTypeCAFOIndicator contains "Y", and must be on or before the date of the submission. |
| CAFODesignationReasonText | N/A | | Ref_cafo_reason | icis_comp_monitor_cafo.cafo_reason_code | Must be present if IsAnimalFacilityTypeCAFOIndicator contains "Y" and CAFOClassificationCode contains "S". |
| DischargesDuringYearProductionAreaIndicator | N/A | | Ref_cafo_authorized_discharge | icis_comp_monitor_cafo.authorized_discharge_code | |
| AnimalTypeCode | N/A | | Ref_animal_type | icis_comp_mon_cafo_animal_type.animal_type_code | For each Animal Type entered, Open Confinement Count plus Housed Under Roof Confinement Count must = Total Number |
| OtherAnimalTypeName | N/A | | | icis_comp_mon_cafo_animal_type.animal_type_other | Must be present only when AnimalType contains "OTH". |
| TotalNumberEachLivestock | N/A | | | icis_comp_mon_cafo_animal_type.total_nmbr | Must be present for each animal type. |

| XML Tag Name | PCS Counterpart | PCS Code Table | ICIS Code Table | ICIS Column | Comments |
|--|-----------------|----------------|----------------------|--|--|
| OpenConfinementCount | N/A | | | icis_comp_mon_caf_o_animal_type.open_confinement_count | |
| HousedUnderRoofConfinementCount | N/A | | | icis_comp_mon_caf_o_animal_type.under_roof_confinement_count | |
| ManureLitterProcessedWastewaterStorageType | N/A | | Ref_storage_type | icis_comp_monitor_caf_o_storage.storage_type_code | For each “Manure, Litter, and Processed Wastewater Storage Type” entered, Storage Total Capacity Measure and Days of Storage must exist. |
| OtherStorageTypeName | N/A | | | icis_comp_monitor_caf_o_storage.storage_type_other | Must be present only when ManureLitterProcessedWastewaterStorageType contains “OTH”. |
| StorageTotalCapacityMeasure | N/A | | | icis_comp_monitor_caf_o_storage.total_capacity_measure | |
| DaysOfStorage | N/A | | | icis_comp_monitor_caf_o_storage.days_of_storage | |
| ContainmentTypeCode | N/A | | Ref_containment_type | icis_comp_mon_caf_o_containment.containment_type_code | For each Containment Type entered, Total Capacity must exist. |
| OtherContainmentTypeName | N/A | | | icis_comp_mon_caf_o_containment.containment_type_other | Must be present only when ContainmentTypeCode contains “OTH”. |
| ContainmentCapacityNumber | N/A | | | icis_comp_mon_caf_o_containment.containment_capacity | |
| NumberAcresContributingDrainage | N/A | | | icis_comp_monitor_caf_o.nmbr_of_acres_drainage | |
| ApplicationMeasureAvailableLandNumber | N/A | | | icis_comp_monitor_caf_o.land_available | |
| SolidManureLitterGeneratedAmount | N/A | | | icis_comp_monitor_caf_o.solid_manure_generated_amt | |
| LiquidManureWastewaterGeneratedAmount | N/A | | | icis_comp_monitor_caf_o.liquid_manure_generated_amt | |

| XML Tag Name | PCS Counterpart | PCS Code Table | ICIS Code Table | ICIS Column | Comments |
|---|-----------------|----------------|-----------------|--|---|
| SolidManureLitterTransferAmount | N/A | | | icis_comp_monitor_cafo.solid_manure_transferred_amt | |
| LiquidManureWastewaterTransferAmount | N/A | | | icis_comp_monitor_cafo.liquid_manure_transferred_amt | |
| NMPDevelopedCertifiedPlannerApprovedIndicator | N/A | | | icis_comp_monitor_cafo.nmp_flag | |
| NMPDevelopedDate | N/A | | | icis_comp_monitor_cafo.nmp_developed_date | Must be present if NMPDevelopedCertifiedPlannerApprovedIndicator contains “Y”, and must be on or before the date of the submission. |
| NMPLastUpdatedDate | N/A | | | icis_comp_monitor_cafo.nmp_last_updated_date | Must be on or before the date of the submission. |
| EnvironmentalManagementSystemIndicator | N/A | | | icis_comp_monitor_cafo.ems_flag | |
| EMSDevelopedDate | N/A | | | icis_comp_monitor_cafo.ems_developed_date | Must be on or before the date of the submission. |
| EMSLastUpdatedDate | N/A | | | icis_comp_monitor_cafo.ems_last_updated_date | Must be on or before the date of the submission. |
| LandApplicationBMPTTypeCode | N/A | | Ref_bmp | icis_comp_monitor_cafo.bmp BMP_code | |
| OtherLandApplicationBMPTTypeCode | N/A | | | icis_comp_monitor_cafo.bmp_oth er | Must be present only when LandApplicationBMPTTypeCode contains “OTH”. |
| LivestockMaximumCapacityNumber | N/A | | | icis_comp_monitor_cafo.livestock_max_capacity | Must be present for each animal type. |
| LivestockCapacityDeterminationBasedUponNumber | N/A | | | icis_comp_monitor_cafo.livestock_determin_capacity | |
| AuthorizedLivestockCapacityNumber | N/A | | | icis_comp_monitor_cafo.livestock_authorized_capacity | |

| XML Tag Name | PCS Counterpart | PCS Code Table | ICIS Code Table | ICIS Column | Comments |
|--------------------------------------|-----------------|----------------|-------------------------|---|--|
| CAFOInspectionViolationTypeCode | N/A | | Ref_cafo_violation_type | xref_comp_mon_cafo_viol_type.cafo_violation_type_code | |
| CSOEventDate | N/A | | | icis_comp_monitor_cso.overflow_date | |
| DryOrWetWeatherIndicator | N/A | | | icis_comp_monitor_cso.weather_dry_wet_flag | |
| PermittedFeatureIdentifier | N/A | | | icis_comp_monitor_cso.perm_feature_id | |
| LatitudeMeasure | N/A | | | icis_comp_monitor_cso.latitude_measure | ICIS stores decimal degrees and if Latitude is not blank, Longitude must not be blank. |
| LongitudeMeasure | N/A | | | icis_comp_monitor_cso.longitude_measure | ICIS stores decimal degrees and if Latitude is not blank, Longitude must not be blank. |
| CSOOverflowLocationStreet | N/A | | | icis_comp_monitor_cso.overflow_location | |
| DurationCSOOverflowEvent | N/A | | | icis_comp_monitor_cso.overflow_duration | |
| DischargeVolumeTreated | N/A | | | icis_comp_monitor_cso.discharge_volume_treated | |
| DischargeVolumeUntreated | N/A | | | icis_comp_monitor_cso.discharge_volume_untreated | |
| CorrectiveActionTakenDescriptionText | N/A | | | icis_comp_monitor_cso.corrective_action | |
| InchesPrecipitation | N/A | | | icis_comp_monitor_cso.precipitation | |
| SUOReference | N/A | | | icis_comp_monitor_pretreatment.suo_reference | |
| SUODate | N/A | | | icis_comp_monitor_pretreatment.suo_date | |

| XML Tag Name | PCS Counterpart | PCS Code Table | ICIS Code Table | ICIS Column | Comments |
|--|--|----------------|-----------------|---|---------------------------------------|
| AcceptanceHazardousWaste | Acceptance of Hazardous Waste (RCRA) | | | icis_comp_monitor_pretreatment.accept_haz_flag | Same as PCS. |
| AcceptanceNonHazardousIndustrialWaste | N/A | | | icis_comp_monitor_pretreatment.accept_hauled_non_haz_flag | |
| AcceptanceHauledDomesticWastes | N/A | | | icis_comp_monitor_pretreatment.accept_hauled_domestic_flag | |
| AnnualPretreatmentBudget | Annual Pretreatment Budget (BUDG) | | | icis_comp_monitor_pretreatment.annual_budget | Same as PCS. |
| InadequacySamplingInspectionIndicator | Deficiencies in POTW Sampling of IUs (SMDF) | 660 | | icis_comp_monitor_pretreatment.inadequacy_sample_inspect_flag | If empty set to "N", else set to "Y". |
| AdequacyPretreatmentResources | Inadequacies in Pretreatment Resources (RESO) | 600 | | icis_comp_monitor_pretreatment.inadequate_resource_flag | If empty set to "N", else set to "Y". |
| DeficienciesIdentifiedDuringIUFileReview | Deficiencies Noted in File Review (FIDF) | 570 | | icis_comp_monitor_pretreatment.deficiency_identified_flag | If empty set to "N", else set to "Y". |
| ControlMechanismDeficiencies | Control Mechanism Deficiencies (CMDf) | 580 | | icis_comp_monitor_pretreatment.deficiency_control_mech_flag | If empty set to "N", else set to "Y". |
| LegalAuthorityDeficiencies | Legal Authority Deficiencies (LADF) | 590 | | icis_comp_monitor_pretreatment.deficiency_legal_flag | If empty set to "N", else set to "Y". |
| DeficienciesInterpretationApplicationPretreatmentStandards | Deficiencies in Interpretation/Application of Standards (APDF) | 630 | | icis_comp_monitor_pretreatment.deficiency_intrepretation_flag | If empty set to "N", else set to "Y". |
| DeficienciesDataManagementPublicParticipation | Deficiencies in Data Mgt & Public | 610 | | icis_comp_monitor_pretreatment.deficiency_data_mgnt_flag | If empty set to "N", else set to "Y". |

| XML Tag Name | PCS Counterpart | PCS Code Table | ICIS Code Table | ICIS Column | Comments |
|---|---|----------------|-----------------|---|--|
| | Participation (DMDF) | | | | |
| ViolationIUScheduleRemedialMeasures | Violation to Schedule for Remedial Measures (VSCH) | | | icis_comp_monitor_pretreatment.violation_of_schedule_flag | Same as PCS. |
| FormalResponseViolationIUScheduleRemedialMeasures | Response to Schedule for Remedial Measures (RSCH) | | | icis_comp_monitor_pretreatment.formal_response_flag | Same as PCS. |
| AnnualFrequencyInfluentToxicantSampling | Frequency of Influent Toxicant Sampling (TXIN) | | | icis_comp_monitor_pretreatment.req_influent_toxicant_nmbr | Same as PCS. |
| AnnualFrequencyEffluentToxicantSampling | Frequency of Effluent Toxicant Sampling (TXEF) | | | icis_comp_monitor_pretreatment.req_effluent_toxicant_nmbr | Same as PCS. |
| AnnualFrequencySludgeToxicantSampling | Frequency of Sludge Toxicant Sampling (TXSL) | | | icis_comp_monitor_pretreatment.req_sludge_toxicant_nmbr | Same as PCS. |
| NumberSIUs | Number of SIUs (SIUS) | | | icis_comp_monitor_pretreatment.siu_nmbr | Same as PCS. Must exist in order for other SIU tags to be present. |
| SIUsWithoutControlMechanism | SIUs without Control Mechanisms (NOCM) | | | icis_comp_monitor_pretreatment.siu_wo_control_mech_nmbr | Same as PCS. |
| SIUsNotInspected | SIUs Not Samples or Inspected (NOIN) | | | icis_comp_monitor_pretreatment.siu_not_inspected_nmbr | Same as PCS. |
| SIUsNotSampled | Number SIUs Not Sampled or Inspected at Required Frequency (NINF) | | | icis_comp_monitor_pretreatment.siu_not_sampled_nmbr | Same as PCS. |

| XML Tag Name | PCS Counterpart | PCS Code Table | ICIS Code Table | ICIS Column | Comments |
|----------------------------------|--|----------------|-----------------|--|--------------|
| SIUsOnSchedule | SIUs on Compliance Schedules (SOCS) | | | icis_comp_monitor_pretreatment.siu_schedule | Same as PCS. |
| SIUsSNCWithPretreatmentStandards | SIUs in SNC w/Pretreatment Standards (SNPS) | | | icis_comp_monitor_pretreatment.siu_snc_pre_std_nmbr | Same as PCS. |
| SIUsSNCWithReportingRequirements | SIUs in SNC with Reporting Requirements (RSNC) | | | icis_comp_monitor_pretreatment.siu_snc_rpt_requirement_nmbr | Same as PCS. |
| SIUsSNCWithPretreatmentSchedule | SIUs in SNC with Pretreatment Compliance Schedule (SSNC) | | | icis_comp_monitor_pretreatment.siu_snc_pretreatment_schedule | Same as PCS. |
| SIUsSNCPublishedNewspaper | SIUs with Significant Violations Published in Newspaper (SVPU) | | | icis_comp_monitor_pretreatment.siu_snc_published_news | Same as PCS. |
| ViolationNoticesIssuedSIUs | Violation Notices Issued to SIUs (VINO) | | | icis_comp_monitor_pretreatment.siu_violation_notice_nmbr | Same as PCS. |
| AdministrativeOrdersIssuedSIUs | Administrative Orders Issued to SIUs (ADOR) | | | icis_comp_monitor_pretreatment.siu_admin_order_nmbr | Same as PCS. |
| CivilSuitsFiledAgainstSIUs | Civil Suits Filed Against SIUs (CIVL) | | | icis_comp_monitor_pretreatment.siu_admin_suit_nmbr | Same as PCS. |
| CriminalSuitsFiledAgainstSIUs | Criminal Suits Filed Against SIUs (CRIM) | | | icis_comp_monitor_pretreatment.siu_criminal_suit_nmbr | Same as PCS. |

| XML Tag Name | PCS Counterpart | PCS Code Table | ICIS Code Table | ICIS Column | Comments |
|---|---|----------------|-----------------|---|--|
| DollarAmountPenaltiesCollected | Dollar Amount of Penalties Collected (PAMT) | | | icis_comp_monitor_pretreatment.penalties_collected_amt | Same as PCS. |
| IUsWhichPenaltiesHaveBeenCollected | Industrial Users Penalties Collected (IUPN) | | | icis_comp_monitor_pretreatment.iu_penalties_collected_nmbr | Same as PCS. |
| NumberCIUs | Number of CIUs (CIUS) | | | icis_comp_monitor_pretreatment.ciu_nmbr | Same as PCS. |
| CIUsInSNC | CIUs in SNC (CISN) | | | icis_comp_monitor_pretreatment.ciu_in_snc_nmbr | Same as PCS. Must be less than or the same as the NumberCIUs. |
| PassThroughInterferenceIndicator | Passthrough Indicator (PASS), Interference Indicator (INTF) | | | icis_comp_monitor_pretreatment.passthrough_flag | If either contain Y then use "Y". |
| MostRecentDateTechnicalEvaluationForLocalLimits | Technical Evaluation for Local Limits (EVLL) | | | icis_comp_monitor_pretreatment.most_recent_eval_date | If EVLL contains Y or P use DTIA. The format for ICIS is ccyy-mm-dd. |
| MostRecentDateAdoptionTechnicallyBasedLocalLimits | Adoption of Technically Based Local Limits (ADLL) | | | icis_comp_monitor_pretreatment.most_recent_adopt_date | If ADLL contains Y use DTIA. The format for ICIS is ccyy-mm-dd. |
| LocalLimitsPollutantCode | N/A | | Ref_pollutant | xref_activity_pollutant.pollutant_code | Must be present if MostRecentDateAdoptionTechnicallyBasedLocalLimits exists. |
| MostRecentDateRemovalCreditsApproval | Removal Credits Approval Date (RCRD) | | | icis_comp_monitor_pretreatment.most_recent_credit_approv_date | Same as PCS. The format for ICIS is ccyy-mm-dd. Must be present if RemovalCreditsApplicationStatusCode contains "APP". |
| RemovalCreditsApplicationStatusCode | Removal Credits (RECR) | 670 | | icis_comp_monitor_pretreatment.removal_status_flag | Same as PCS but codes may have been added, changed or removed. |

| XML Tag Name | PCS Counterpart | PCS Code Table | ICIS Code Table | ICIS Column | Comments |
|---------------------------------|-----------------|----------------|----------------------|---|--|
| RemovalCreditsPollutantCode | N/A | | Ref_pollutant | icis_pretreatment_removal_cred.pollutant_code | Must be present if MostRecentDateRemovalCreditsApproval exists. |
| SSOEventDate | N/A | | | icis_comp_monitor_sso.overflow_date | Must be on or before the submission date. |
| CauseSSOOverflowEvent | N/A | | | icis_comp_monitor_sso.overflow_cause | |
| LatitudeMeasure | N/A | | | icis_comp_monitor_sso.latitude_measure | ICIS stores decimal degrees and if Latitude is not blank, Longitude must not be blank. |
| LongitudeMeasure | N/A | | | icis_comp_monitor_sso.longitude_measure | ICIS stores decimal degrees and if Latitude is not blank, Longitude must not be blank. |
| SSOOverflowLocationStreet | N/A | | | icis_comp_monitor_sso.overflow_location | |
| DurationSSOOverflowEvent | N/A | | | icis_comp_monitor_sso.overflow_duration | |
| SSOVolume | N/A | | | icis_comp_monitor_sso.overflow_volume | |
| NameReceivingWater | N/A | | | icis_comp_monitor_sso.receiving_water | |
| ImpactSSOEvent | N/A | | Ref_sso_impact | icis_comp_monitor_sso_impact.sso_impact_code | |
| SystemComponent | N/A | | Ref_system_component | icis_comp_monitor_sso_component.system_component_code | |
| OtherSystemComponent | N/A | | | icis_comp_monitor_sso.other_component | Must be present only when SystemComponent contains "OTH". |
| StepsReducePreventMitigate | N/A | | Ref_sso_reaction | icis_comp_monitor_sso_reaction.sso_reaction_code | |
| OtherStepsReducePreventMitigate | N/A | | | icis_comp_monitor_sso.other_sso_reaction | Must be present only when StepsReducePreventMitigate contains "OTH". |

| XML Tag Name | PCS Counterpart | PCS Code Table | ICIS Code Table | ICIS Column | Comments |
|-----------------------------------|-----------------|----------------|-----------------------|--|---|
| DescriptionStepsTaken | N/A | | | icis_comp_monitor_sso.steps_taken | |
| ProjectTypeCode | N/A | | Ref_project_type | icis_comp_monitor_sw_const.project_type_code | |
| ProjectTypeCodeOtherDescription | N/A | | | icis_comp_monitor_sw_const.project_type_other | Must be present only when ProjectTypeCode contains "OTH". |
| EstimatedStartDate | N/A | | | icis_comp_monitor_sw_const.estimated_begin_date | |
| EstimatedCompleteDate | N/A | | | icis_comp_monitor_sw_const.estimated_end_date | |
| EstimatedAreaDisturbedAcresNumber | N/A | | | icis_comp_monitor_sw_const.estimated_area_disturbed | |
| ProjectPlanSizeCode | N/A | | Ref_project_plan_size | icis_comp_monitor_sw_const.project_plan_size_code | |
| SWPPPEvaluationBasisCode | N/A | | Ref_swppp_eval_basis | icis_comp_monitor_sw_ind.swppp_eval_basis_code | |
| SWPPPEvaluationDate | N/A | | | icis_comp_monitor_sw_ind.swppp_evaluation_date | |
| SWPPPEvaluationDescriptionText | N/A | | | icis_comp_monitor_sw_ind.swppp_evaluation_text | |
| NoExposureAuthorizationDate | N/A | | | icis_comp_monitor_sw_ind.no_exposure_auth_date | |
| MS4AnnualExpenditureDollars | N/A | | | icis_comp_monitor_sw_ms4.ms4_annual_expenditure | |
| MS4AnnualExpenditureYear | N/A | | | icis_comp_monitor_sw_ms4.ms4_annual_expenditure_year | |
| MS4BudgetDollars | N/A | | | icis_comp_monitor_sw_ms4.ms4_budget | |
| MS4BudgetYear | N/A | | | icis_comp_monitor_sw_ms4.ms4_budget_year | |

| XML Tag Name | PCS Counterpart | PCS Code Table | ICIS Code Table | ICIS Column | Comments |
|---------------------------------------|-----------------|----------------|----------------------|--|--|
| ProjectedSourcesFundingCode | N/A | | | icis_comp_monitor_sw_ms4.ms4_source_funding_code | |
| MajorOutfallEstimatedMeasureIndicator | N/A | | | icis_comp_monitor_sw_ms4.major_outfall_est_measure_flag | Must be present when MajorOutfallNumber contains a value greater than zero. |
| MajorOutfallNumber | N/A | | | icis_comp_monitor_sw_ms4.major_outfall_nmbr | |
| MinorOutfallEstimatedMeasureIndicator | N/A | | | icis_comp_monitor_sw_ms4.minor_outfall_est_measure_flag | Must be present when MinorOutfallNumber contains a value greater than zero. |
| MinorOutfallNumber | N/A | | | icis_comp_monitor_sw_ms4.minor_outfall_nmbr | |
| AffiliationTypeText | N/A | | Ref_affiliation_type | xref_activity_address.affiliation_type_code, xref_activity_contact.affiliation_type_code, | In ICIS, contacts and addresses are assigned their own set of affiliation type codes to choose from. Inspection contacts may only have affiliation type code of IFR. No inspection addresses are allowed. CAFO contacts and addresses may only have affiliation type codes of CAI and CNC. Storm Water MS4 contacts and addresses may only have an affiliation type code of SW4. |
| FirstName | N/A | | | icis_contact.first_name | |
| MiddleName | N/A | | | icis_contact.middle_name | |
| LastName | N/A | | | icis_contact.last_name | |
| IndividualTitleText | N/A | | | icis_contact.title | |
| OrganizationFormalName | N/A | | | icis_contact.organization_formal_name, icis_address.organization_formal_name | |

| XML Tag Name | PCS Counterpart | PCS Code Table | ICIS Code Table | ICIS Column | Comments |
|-------------------------------|-----------------|----------------|-----------------|---|--|
| StateCode | N/A | | Ref_state | icis_contact.state_code | |
| RegionCode | N/A | | Ref_region | icis_contact.region_code | |
| TelephoneNumberTypeCode | N/A | | Ref_phone_type | icis_contact_phone.phone_type_code | |
| TelephoneNumber | N/A | | | icis_contact_phone.telephone_number | |
| TelephoneExtensionNumber | N/A | | | icis_contact_phone.telephone_extension_number | |
| ElectronicAddressText | N/A | | | icis_contact_electronic_addr.electronic_address_text | |
| StartDateOfContactAssociation | N/A | | | Table Name: Varies by module Column Name: begin_date | |
| EndDateOfContactAssociation | N/A | | | Table Name: Varies by module Column Name: end_date | |
| OrganizationDUNSNumber | N/A | | | icis_address.organization_duns_number | |
| MailingAddressText | N/A | | | icis_address.street_address | |
| SupplementalAddressText | N/A | | | icis_address.supplemental_address_text | |
| MailingAddressCityName | N/A | | | icis_address.city | |
| MailingAddressStateCode | N/A | | Ref_state | icis_address.state_code | |
| MailingAddressZipCode | N/A | | | icis_address.zip | |
| CountyName | N/A | | | icis_address.county | |
| MailingAddressCountryCode | N/A | | Ref_country | icis_address.country_code | |
| DivisionName | N/A | | | icis_address.division_name | |
| LocationProvince | N/A | | | icis_address.province | |
| TelephoneNumberTypeCode | N/A | | Ref_phone_type | icis_address_phone.phone_type_code | PCS-based systems should use "OFF". |
| TelephoneNumber | N/A | | | icis_address_phone.telephone_number | Same as PCS but without parentheses, spaces, dots or dashes. |

| XML Tag Name | PCS Counterpart | PCS Code Table | ICIS Code Table | ICIS Column | Comments |
|-------------------------------|-----------------|----------------|-----------------|---|----------|
| TelephoneExtensionNumber | N/A | | | icis_address_phone.telephone_extension_nmbr | |
| ElectronicAddressText | N/A | | | icis_address_electronic_addr.electronic_address_text | |
| StartDateOfAddressAssociation | N/A | | | Table Name: Varies by module Column Name: begin_date | |
| EndDateOfAddressAssociation | N/A | | | Table Name: Varies by module Column Name: end_date | |

8.17.2 Rules for Parsing State NPDES Submitted Compliance Monitoring XML Files

A summary of rules for processing state compliance monitoring data is provided in this section. Detailed explanations of these rules with examples can be found in the ICIS Compliance Monitoring Technical Specification document.

OVERALL

- ICIS reference tables have codes that are either Active or Inactive. Inactive codes were migrated from legacy data but the code is not being used anymore and cannot be selected when adding a new code or changing an existing code in ICIS. Active codes were both migrated from legacy data and newly created codes for ICIS and can be selected when adding a new code or changing an existing code in ICIS.
- Mass Deletes are applied first, Deletes are applied second, New transactions are applied third, Changes are applied fourth, and Replaces are applied last.
- Only contacts with an affiliation type that is non-governmental may be added to ICIS for an inspection.
- Refer to the *ICIS-NPDES Example XML Instance Document* for specific instructions on generating XML files, the ICIS-NPDES XML Data Exchange Template for formatting and characteristic details on the XML tags, and Chapter 9 of this document for batch error messages.

NEW

- A new compliance monitoring record will be added along with any child special regulatory and contact records.

- At least one Program Code containing “CWACAFO” must exist if CAFO inspection data is being submitted. At least one Program Code containing “CWACSO” must exist if CSO inspection data is being submitted. At least one Program Code containing “CWAPRTRT” must exist if Pretreatment inspection data is being submitted. At least one Program Code containing “CWASSO” must exist if SSO inspection data is being submitted. At least one Program Code containing “CWASTMC” or “CWASTMN” must exist if Storm Water inspection data is being submitted. At least one Program Code containing “CWASTMM” must exist if Storm Water MS4 inspection data is being submitted.
- If an asterisk is used in a tag to blank out a non-mandatory field in ICIS it will be ignored.
- If a latitude is provided the longitude must be provided.
- If a longitude is provided the latitude must be provided.

CHANGE

- A Change transaction must have all mandatory tags and at least one optional tag.
- Only the tags that are present in an inspection’s Change transaction will be saved to their corresponding fields in ICIS. All other fields in ICIS will remain unchanged.
- One asterisk must be used in a tag to blank out a non-mandatory field in ICIS.
- If a latitude is provided the longitude must either be provided or already exist in the ICIS record.
- If a longitude is provided the latitude must either be provided or already exist in the ICIS record.
- Multi-value tags must have all possible values submitted for them (e.g., all Permit contacts) instead of the one that changed in order to avoid removing values unnecessarily (refer to Section 3.5.4.1 for details on multi-value tags).

REPLACE

- Any replace transaction for an inspection that does not already exist in ICIS will be treated as a New transaction using the data provided in the tags of the replace transaction (see rules for New above).
- Any replace transaction for an inspection that already exists in ICIS will have only the tags that are present saved to their corresponding fields in ICIS. All of the other fields in ICIS will be blanked out (see rules for Changes above).
- At least one Program Code containing “CWACAFO” must exist if CAFO inspection data is being submitted. At least one Program Code containing “CWACSO” must exist if CSO inspection data is being submitted. At least one Program Code containing “CWAPRTRT” must exist if CSO inspection data is being submitted. At least one Program Code containing “CWASSO” must exist if CSO inspection data is being submitted. At least one Program Code containing “CWASTMC” or “CWASTMN” must exist if Storm Water inspection data is being submitted. At least one Program Code containing “CWASTMM” must exist if Storm Water inspection data is being submitted.

- If an asterisk is used in a tag to blank out a non-mandatory field in ICIS it will be ignored.

MASS DELETE

- If a Mass Delete transaction for a compliance monitoring record has non-mandatory tags along with the PermitIdentifier, ComplianceMonitoringCategoryCode and ComplianceMonitoringDate tags they will be ignored.
- Mass Delete of a Compliance Monitoring record will result in the removal of its special regulatory programs and any linkages to other inspections, enforcement actions or program reports from ICIS.

8.18 FEDERAL NPDES COMPLIANCE MONITORING MAPPING AND RULES

8.18.1 Federal NPDES Compliance Monitoring Mapping

| XML Tag Name | PCS Counterpart | PCS Code Table | ICIS Code Table | ICIS Column | Comments |
|--------------------------------|----------------------|----------------|-----------------|--|---|
| ComplianceMonitoringIdentifier | N/A | | | Icis_comp_monitor.comp_monitor_uid | Must have postal code as the first 2 characters followed by three zeroes, an "N", then 1 to 19 unique characters of your choice. Same postal codes as PCS except for Gulf of Mexico permits: GE is to be used by Region 4 and GM is to be used by Region 6. |
| ProgramSystemAcronym | | | | icis_facility_interest.pgm_sys_acrnm | The facility assigned to the program system must exist in ICIS. |
| ProgramSystemIdentifier | Permit Number (NPID) | | | icis_facility_interest.pgm_sys_id | Must have postal code as the first 2 characters. Same postal codes as PCS except for Gulf of Mexico permits: GE is to be used by Region 4 and GM is to be used by Region 6. |
| FederalStatuteCode | | | | xref_activity_law_section.statute_code | Federal Statute must be a valid (i.e., Active) code with Activity_Group_Code = CMM in the |

| XML Tag Name | PCS Counterpart | PCS Code Table | ICIS Code Table | ICIS Column | Comments |
|--------------------------------------|---|----------------|---------------------------|--|--|
| | | | | | XREF_PROGRAM_LAW_SECTION table. |
| ComplianceMonitoringActivityTypeCode | | | | icis_activity.activity_type_code | Valid choices are: <ul style="list-style-type: none"> • INS (Inspection/Evaluation) • INV (Investigation) • INF (Information Request) • OSR (Offsite Record Review) |
| ComplianceMonitoringCategoryCode | Inspection Type (TYPI) | 280 | Ref_comp_monitor_category | icis_comp_monitor.comp_monitor_category_code | PCS codes have been reassigned to generate compliance inspection type, compliance monitoring category, program codes. |
| ComplianceMonitoringDate | Inspection Date (DTIN), Pretreatment Inspection Date (DTIA) | | | icis_activity.actual_end_date | Same as PCS. The format for ICIS is ccyy-mm-dd. Must be earlier than or on the date of submission to ICIS. |
| ComplianceInspectionTypeCode | Inspection Type (TYPI) | 280 | Ref_comp_monitor_type | xref_comp_monitor_comp_m_type.comp_monitor_type_code | PCS codes have been reassigned to generate compliance inspection type, compliance monitoring category, program codes. The Inspection Type code must be valid for the Compliance Monitoring Category and Activity Type. |
| ComplianceMonitoringStartDate | N/A | | | icis_activity.actual_begin_date | Must be earlier than or the same as the compliance monitoring date. |
| ComplianceMonitoringActivityName | N/A | | | icis_activity.activity_name | |
| BiomonitoringInspectionMethod | Biomonitoring Inspection Method Code (BIOM) | 260 | Ref_biomonitoring_method | Icis_comp_monitor.biomonitoring_method_code | Same as PCS but codes may have been added, changed or removed. Must be present if Compliance Inspection Type Code contains "CBI". |

| XML Tag Name | PCS Counterpart | PCS Code Table | ICIS Code Table | ICIS Column | Comments |
|--------------------------------------|------------------------|----------------|------------------------------|---|---|
| ComplianceMonitoringActionReasonCode | N/A | | Ref_activity_purpose | xref_activity_purpose.activity_purpose_code | At least one code must exist in ICIS. |
| ComplianceMonitoringAgencyTypeCode | Inspector Code (INSP) | 290 | Ref_agency_type | xref_activity_agency_type.agency_type_code | Same as PCS but codes may have been added, changed or removed. Code must be assigned to an activity group code of "CMM". |
| ComplianceMonitoringAgencyCode | Inspector Code (INSP) | 290 | Ref_agency | icis_comp_monitor.agency_code | PCS codes have been reassigned to derive agency type, lead party, state federal joint indicator, EPA assistance indicator. |
| ProgramCode | Inspection Type (TYPI) | 280 | Ref_program | xref_activity_program.program_code | PCS codes have been reassigned to derive compliance inspection type, compliance monitoring category, program codes. Must be a valid code with a NPDES Program Flag = "Y" in the ref_program table, and must be valid for the associated Law Section and Federal Statute in the xref_program_law_section table |
| EPAAssistanceIndicator | Inspector Code (INSP) | 290 | | icis_activity.epa_assist_flag | PCS codes have been reassigned to derive agency type, lead party, state federal joint indicator, EPA assistance indicator. Must be present if the Compliance Monitoring Agency Type is not "EPA". |
| StateFederalJointIndicator | Inspector Code (INSP) | 290 | | Icис_comp_monitor.joint_inspection_flag | PCS codes have been reassigned to derive agency type, lead party, state federal joint indicator, EPA assistance indicator. |
| JointInspectionReasonCode | N/A | | Ref_joint_inspection_purpose | icis_comp_monitor.joint_inspection_purpose_code | Must be present when StateFederalJointIndicator contains "J". |

| XML Tag Name | PCS Counterpart | PCS Code Table | ICIS Code Table | ICIS Column | Comments |
|---|--|----------------|---------------------------|---|--|
| LeadParty | Inspector Code (INSP) | 290 | | icis_comp_monitor.joint_lead_flag | PCS codes have been reassigned to derive agency type, lead party, state federal joint indicator, EPA assistance indicator. Must exist if State Federal Joint Indicator = "J" |
| NumberDaysPhysicallyConductingActivity | N/A | | | icis_comp_monitor.nmbr_of_day | |
| NumberHoursPhysicallyConductingActivity | Inspection Preprocessing (PRHR), Inprocessing (INHR) , Postprocessing (POHR) Hours | | | icis_comp_monitor.nmbr_of_day | Summation of pre, in and post processing hours. |
| ComplianceMonitoringActionOutcomeCode | N/A | | Ref_activity_outcome | icis_comp_monitor.activity_outcome_code | |
| InspectionRatingCode | N/A | | Ref_insp_rating | icis_comp_monitor.insp_rating_code | |
| NationalPrioritiesCode | N/A | | Ref_priority | xref_activity_priority.priority_code | Must be a valid code with a Region_Code = "HQ" in the ref_priority table |
| MultimediaIndicator | N/A | | | icis_activity.multimedia_flag | |
| FederalFacilityIndicator | N/A | | Ref_cross_media_indicator | icis_activity_cross_media.fed_facility_indicator_code | |
| FederalFacilityIndicatorComment | N/A | | | icis_activity_cross_media.fed_facility_comment | |
| InspectionUserDefinedField1 | N/A | | | icis_regional_data.string1 | |
| InspectionUserDefinedField2 | N/A | | | icis_regional_data.string2 | |

| XML Tag Name | PCS Counterpart | PCS Code Table | ICIS Code Table | ICIS Column | Comments |
|--------------------------------------|----------------------------------|----------------|-----------------|--|--|
| InspectionUserDefinedField3 | N/A | | | icis_regional_data.string3 | |
| InspectionUserDefinedField4 | N/A | | | icis_regional_data.date1 | |
| InspectionUserDefinedField5 | N/A | | | icis_regional_data.date2 | |
| InspectionUserDefinedField6 | N/A | | | icis_regional_data.string4 | |
| InspectionCommentText | Inspection Comment Text (ICOM) | | | icis_activity_comment.comment_text | |
| ElectronicAddressText | N/A | | | icis_person_electronic_address.electronic_address_text | |
| AffiliationTypeText | N/A | | | xref_activity_person.affiliation_type_code | |
| ComplianceMonitoringPlannedStartDate | Scheduled Inspection Date (SIDT) | | | icis_activity.planned_begin_date | Same as PCS. The format for ICIS is ccyy-mm-dd. Must be earlier than or on the same day as the Compliance Monitoring End Date. |
| ComplianceMonitoringPlannedEndDate | N/A | | | icis_activity.planned_end_date | Must be on or after the Compliance Monitoring Planned Start Date. |
| EPARegion | N/A | | | icis_activity.region_code | |
| LawSectionCode | N/A | | | xref_activity_law_section.law_section_code | Law Section must be valid for the associated Federal Statute in the xref_program_law_section table |
| ComplianceMonitoringMediaTypeCode | N/A | | | icis_comp_monitor.media_code | |
| RegionalPriorityCode | N/A | | | xref_activity_priority.priority_code | |
| SICCode | SIC Code (SIC2) | | | xref_activity_sic.sic_code | Same as PCS but codes may have been added, changed or removed. |
| NAICSCode | N/A | | | xref_activity_naics.naics_code | |

| XML Tag Name | PCS Counterpart | PCS Code Table | ICIS Code Table | ICIS Column | Comments |
|---|-----------------|----------------|-----------------|---|--|
| DeficienciesObservedIndicator | N/A | | | icis_comp_monitor.observed_deficiency_flag | May only exist when ComplianceMonitoringActivityType Code contains "INS" |
| DeficiencyObservedCode | N/A | | | xref_comp_monitor_deficiency.deficiency_code | May only exist when ComplianceMonitoringActivityType Code contains "INS". Must be present when DeficienciesObservedIndicator contains "Y". |
| DeficiencyCommunicatedFacilityIndicator | N/A | | | icis_comp_monitor.communicate_deficiency_flag | May only exist when ComplianceMonitoringActivityType Code contains "INS". Must be present when DeficienciesObservedIndicator contains "Y". |
| FacilityActionObservedIndicator | N/A | | | icis_comp_monitor.facility_action_flag | May only exist when ComplianceMonitoringActivityType Code contains "INS" and DeficienciesObservedIndicator contains "Y". |
| CorrectiveActionCode | N/A | | | icis_corrective_action.corrective_action_code | May only exist when ComplianceMonitoringActivityType Code contains "INS". Must be present when FacilityActionObservedIndicator contains "Y". |
| AirPollutantCode | N/A | | | xref_activity_pollutant.pollutant_code | May only exist when ComplianceMonitoringActivityType Code contains "INS", DeficiencyCommunicatedFacilityIndicator contains "Y" and CorrectiveActionCode contains "18". |
| WaterPollutantCode | N/A | | | xref_activity_pollutant.pollutant_code | May only exist when ComplianceMonitoringActivityType |



| XML Tag Name | PCS Counterpart | PCS Code Table | ICIS Code Table | ICIS Column | Comments |
|---|-----------------|----------------|------------------------|---|---|
| | | | | | Code contains "INS", DeficiencyCommunicatedFacilityIndicator contains "Y" and CorrectiveActionCode contains "18". |
| NationalPolicyGeneralAssistanceIndicator | N/A | | | icis_comp_monitor.general_comp_assistance_flag | May only exist when ComplianceMonitoringActivityType Code contains "INS" |
| NationalPolicySiteSpecificAssistanceIndicator | N/A | | | icis_comp_monitor.specific_comp_assistance_flag | May only exist when ComplianceMonitoringActivityType Code contains "INS" |
| SubactivityTypeCode | N/A | | | icis_sub_activity.sub_activity_type_code | |
| SubactivityPlannedDate | N/A | | | icis_sub_activity.planned_date | |
| SubactivityDate | N/A | | | icis_sub_activity.actual_date | Must be on or before the date of the submission. |
| CitationTitle | N/A | | | icis_citation.citation_title | |
| CitationPart | N/A | | | icis_citation.citation_part | |
| CitationSection | N/A | | | icis_citation.citation_section | |
| CAFOClassificationCode | N/A | | Ref_caf_classification | icis_comp_monitor.caf_classification_code | Must be present if IsAnimalFacilityTypeCAFOIndicator contains "Y". |
| IsAnimalFacilityTypeCAFOIndicator | N/A | | | icis_comp_monitor_caf.caf_flag | |
| CAFODesignationDate | N/A | | | icis_comp_monitor_caf.designation_date | Must be present if IsAnimalFacilityTypeCAFOIndicator contains "Y", and must be on or before the date of the submission. |
| CAFODesignationReasonText | N/A | | Ref_caf_reason | icis_comp_monitor_caf.caf_reason_code | Must be present if IsAnimalFacilityTypeCAFOIndicator contains "Y" and CAFOClassificationCode contains "S". |

| XML Tag Name | PCS Counterpart | PCS Code Table | ICIS Code Table | ICIS Column | Comments |
|---|-----------------|----------------|--------------------------------|--|--|
| DischargesDuringYearProductionAreaIndicator | N/A | | Ref_caf_o_authorized_discharge | icis_comp_monitor_caf_o.authorized_discharge_code | |
| AnimalTypeCode | N/A | | Ref_animal_type | icis_comp_mon_caf_o_animal_type.animal_type_code | For each Animal Type entered, Open Confinement Count plus Housed Under Roof Confinement Count must = Total Number |
| OtherAnimalTypeName | N/A | | | icis_comp_mon_caf_o_animal_type.animal_type_other | Must be present only when AnimalType contains "OTH". |
| TotalNumberEachLivestock | N/A | | | icis_comp_mon_caf_o_animal_type.total_nmbr | Must be present for each animal type. |
| OpenConfinementCount | N/A | | | icis_comp_mon_caf_o_animal_type.open_confinement_count | |
| HousedUnderRoofConfinementCount | N/A | | | icis_comp_mon_caf_o_animal_type.under_roof_confinement_count | |
| ManureLitterProcessedWastewaterStorageType | N/A | | Ref_storage_type | icis_comp_monitor_caf_o.storage.storage_type_code | For each "Manure, Litter, and Processed Wastewater Storage Type" entered, Storage Total Capacity Measure and Days of Storage must exist. |
| OtherStorageTypeName | N/A | | | icis_comp_monitor_caf_o.storage.storage_type_other | Must be present only when ManureLitterProcessedWastewaterStorageType contains "OTH". |
| StorageTotalCapacityMeasure | N/A | | | icis_comp_monitor_caf_o.storage.total_capacity_measure | |
| DaysOfStorage | N/A | | | icis_comp_monitor_caf_o.storage.days_of_storage | |
| ContainmentTypeCode | N/A | | Ref_containment_type | icis_comp_mon_caf_o_containment.containment_type_code | For each Containment Type entered, Total Capacity must exist. |
| OtherContainmentTypeName | N/A | | | icis_comp_mon_caf_o_containment.containment_type_other | Must be present only when ContainmentTypeCode contains "OTH". |

| XML Tag Name | PCS Counterpart | PCS Code Table | ICIS Code Table | ICIS Column | Comments |
|---|-----------------|----------------|-----------------|--|---|
| ContainmentCapacityNumber | N/A | | | icis_comp_mon_cafo.containment.containment_capacity | |
| NumberAcresContributingDrainage | N/A | | | icis_comp_monitor_cafo.nmbr_of_acres_drainage | |
| ApplicationMeasureAvailableLandNumber | N/A | | | icis_comp_monitor_cafo.land_available | |
| SolidManureLitterGeneratedAmount | N/A | | | icis_comp_monitor_cafo.solid_manure_generated_amt | |
| LiquidManureWastewaterGeneratedAmount | N/A | | | icis_comp_monitor_cafo.liquid_manure_generated_amt | |
| SolidManureLitterTransferAmount | N/A | | | icis_comp_monitor_cafo.solid_manure_transferred_amt | |
| LiquidManureWastewaterTransferAmount | N/A | | | icis_comp_monitor_cafo.liquid_manure_transferred_amt | |
| NMPDevelopedCertifiedPlannerApprovedIndicator | N/A | | | icis_comp_monitor_cafo.nmp_flag | |
| NMPDevelopedDate | N/A | | | icis_comp_monitor_cafo.nmp_developed_date | Must be present if NMPDevelopedCertifiedPlannerApprovedIndicator contains "Y", and must be on or before the date of the submission. |
| NMPLastUpdatedDate | N/A | | | icis_comp_monitor_cafo.nmp_last_updated_date | Must be on or before the date of the submission. |
| EnvironmentalManagementSystemIndicator | N/A | | | icis_comp_monitor_cafo.ems_flag | |
| EMSDevelopedDate | N/A | | | icis_comp_monitor_cafo.ems_developed_date | Must be on or before the date of the submission. |
| EMSLastUpdatedDate | N/A | | | icis_comp_monitor_cafo.ems_last_updated_date | Must be on or before the date of the submission. |
| LandApplicationBMPTypCode | N/A | | Ref_bmp | icis_comp_monitor_cafo.bmp.bmp_code | |

| XML Tag Name | PCS Counterpart | PCS Code Table | ICIS Code Table | ICIS Column | Comments |
|---|-----------------|----------------|-----------------------------|---|--|
| OtherLandApplicationBMPT ypeName | N/A | | | icis_comp_monitor_cafo.bmp_oth er | Must be present only when LandApplicationBMPTTypeCode contains "OTH". |
| LivestockMaximumCapacity Number | N/A | | | icis_comp_monitor_cafo.livestock _max_capacity | Must be present for each animal type. |
| LivestockCapacityDeterminat ionBasedUponNumber | N/A | | | icis_comp_monitor_cafo.livestock _determin_capacity | |
| AuthorizedLivestockCapacity Number | N/A | | | icis_comp_monitor_cafo.livestock _authorized_capacity | |
| CAFOInspectionViolationTy peCode | N/A | | Ref_cafo_violati on_type | xref_comp_mon_cafo_viol_type.c afo_violation_type_code | |
| CSOEventDate | N/A | | | icis_comp_monitor_cso.overflow_ date | |
| DryOrWetWeatherIndicator | N/A | | | icis_comp_monitor_cso.weather_d ry_wet_flag | |
| PermittedFeatureIdentifier | N/A | | | icis_comp_monitor_cso.perm_feat ure_id | |
| LatitudeMeasure | N/A | | | icis_comp_monitor_cso.latitude_m easure | ICIS stores decimal degrees and if Latitude is not blank, Longitude must not be blank. |
| LongitudeMeasure | N/A | | | icis_comp_monitor_cso.longitude_ measure | ICIS stores decimal degrees and if Latitude is not blank, Longitude must not be blank. |
| CSOOverflowLocationStreet | N/A | | | icis_comp_monitor_cso.overflow_ location | |
| DurationCSOOverflowEvent | N/A | | | icis_comp_monitor_cso.overflow_ duration | |
| DischargeVolumeTreated | N/A | | | icis_comp_monitor_cso.discharge_ volume_treated | |
| DischargeVolumeUntreated | N/A | | | icis_comp_monitor_cso.discharge_ volume_untreated | |

| XML Tag Name | PCS Counterpart | PCS Code Table | ICIS Code Table | ICIS Column | Comments |
|--|---|----------------|-----------------|---|---------------------------------------|
| CorrectiveActionTakenDescriptionText | N/A | | | icis_comp_monitor_cso.corrective_action | |
| InchesPrecipitation | N/A | | | icis_comp_monitor_cso.precipitation | |
| SUOReference | N/A | | | icis_comp_monitor_pretreatment.suo_reference | |
| SUODate | N/A | | | icis_comp_monitor_pretreatment.suo_date | |
| AcceptanceHazardousWaste | Acceptance of Hazardous Waste (RCRA) | | | icis_comp_monitor_pretreatment.accept_haz_flag | Same as PCS. |
| AcceptanceNonHazardousIndustrialWaste | N/A | | | icis_comp_monitor_pretreatment.accept_hauled_non_haz_flag | |
| AcceptanceHauledDomesticWastes | N/A | | | icis_comp_monitor_pretreatment.accept_hauled_domestic_flag | |
| AnnualPretreatmentBudget | Annual Pretreatment Budget (BUDG) | | | icis_comp_monitor_pretreatment.annual_budget | Same as PCS. |
| InadequacySamplingInspectionIndicator | Deficiencies in POTW Sampling of IUs (SMDF) | 660 | | icis_comp_monitor_pretreatment.inadequacy_sample_inspect_flag | If empty set to "N", else set to "Y". |
| AdequacyPretreatmentResources | Inadequacies in Pretreatment Resources (RESO) | 600 | | icis_comp_monitor_pretreatment.adequate_resource_flag | If empty set to "N", else set to "Y". |
| DeficienciesIdentifiedDuringIUFileReview | Deficiencies Noted in File Review (FIDF) | 570 | | icis_comp_monitor_pretreatment.deficiency_identified_flag | If empty set to "N", else set to "Y". |
| ControlMechanismDeficiencies | Control Mechanism Deficiencies (CMDf) | 580 | | icis_comp_monitor_pretreatment.deficiency_control_mech_flag | If empty set to "N", else set to "Y". |

| XML Tag Name | PCS Counterpart | PCS Code Table | ICIS Code Table | ICIS Column | Comments |
|--|--|----------------|-----------------|--|---|
| LegalAuthorityDeficiencies | Legal Authority Deficiencies (LADF) | 590 | | icis_comp_monitor_pretreatment.d efficiency_legal_flag | If empty set to "N", else set to "Y". |
| DeficienciesInterpretationAp plicationPretreatmentStandar ds | Deficiencies in Interpretation/Appl ication of Standards (APDF) | 630 | | icis_comp_monitor_pretreatment.d efficiency_intrepretation_flag | If empty set to "N", else set to "Y". |
| DeficienciesDataManagemen tPublicParticipation | Deficiencies in Data Mgt & Public Participation (DMDF) | 610 | | icis_comp_monitor_pretreatment.d efficiency_data_mgnt_flag | If empty set to "N", else set to "Y". |
| ViolationIUScheduleRemedia lMeasures | Violation to Schedule for Remedial Measures (VSCH) | | | icis_comp_monitor_pretreatment.v iolation_of_schedule_flag | Same as PCS. |
| FormalResponseViolationIU ScheduleRemedialMeasures | Response to Schedule for Remedial Measures (RSCH) | | | icis_comp_monitor_pretreatment.f ormal_response_flag | Same as PCS. |
| AnnualFrequencyInfluentTox icantSampling | Frequency of Influent Toxicant Sampling (TXIN) | | | icis_comp_monitor_pretreatment.f req_influent_toxicant_nmbr | Same as PCS. |
| AnnualFrequencyEffluentTox icantSampling | Frequency of Effluent Toxicant Sampling (TXEF) | | | icis_comp_monitor_pretreatment.f req_effluent_toxicant_nmbr | Same as PCS. |
| AnnualFrequencySludgeToxi cantSampling | Frequency of Sludge Toxicant Sampling (TXSL) | | | icis_comp_monitor_pretreatment.f req_sludge_toxicant_nmbr | Same as PCS. |
| NumberSIUs | Number of SIUs (SIUS) | | | icis_comp_monitor_pretreatment.s iu_nmbr | Same as PCS. Must exist in order for other SIU tags to be present. |
| SIUsWithoutControlMechani sm | SIUs without Control | | | icis_comp_monitor_pretreatment.s iu_wo_control_mech_nmbr | Same as PCS. |

| XML Tag Name | PCS Counterpart | PCS Code Table | ICIS Code Table | ICIS Column | Comments |
|----------------------------------|---|----------------|-----------------|--|--------------|
| | Mechanisms (NOCM) | | | | |
| SIUsNotInspected | SIUs Not Samples or Inspected (NOIN) | | | icis_comp_monitor_pretreatment.siu_not_inspected_nmbr | Same as PCS. |
| SIUsNotSampled | Number SIUs Not Sampled or Inspected at Required Frequency (NINF) | | | icis_comp_monitor_pretreatment.siu_not_sampled_nmbr | Same as PCS. |
| SIUsOnSchedule | SIUs on Compliance Schedules (SOCS) | | | icis_comp_monitor_pretreatment.siu_schedule | Same as PCS. |
| SIUsSNCWithPretreatmentStandards | SIUs in SNC w/Pretreatment Standards (SNPS) | | | icis_comp_monitor_pretreatment.siu_snc_pre_std_nmbr | Same as PCS. |
| SIUsSNCWithReportingRequirements | SIUs in SNC with Reporting Requirements (RSNC) | | | icis_comp_monitor_pretreatment.siu_snc_rpt_requirement_nmbr | Same as PCS. |
| SIUsSNCWithPretreatmentSchedule | SIUs in SNC with Pretreatment Compliance Schedule (SSNC) | | | icis_comp_monitor_pretreatment.siu_snc_pretreatment_schedule | Same as PCS. |
| SIUsSNCPublishedNewspaper | SIUs with Significant Violations Published in Newspaper (SVPU) | | | icis_comp_monitor_pretreatment.siu_snc_published_news | Same as PCS. |
| ViolationNoticesIssuedSIUs | Violation Notices Issued to SIUs (VINO) | | | icis_comp_monitor_pretreatment.siu_violation_notice_nmbr | Same as PCS. |

| XML Tag Name | PCS Counterpart | PCS Code Table | ICIS Code Table | ICIS Column | Comments |
|---|---|----------------|-----------------|--|--|
| AdministrativeOrdersIssuedSIUs | Administrative Orders Issued to SIUs (ADOR) | | | icis_comp_monitor_pretreatment.siu_admin_order_nmbr | Same as PCS. |
| CivilSuitsFiledAgainstSIUs | Civil Suits Filed Against SIUs (CIVL) | | | icis_comp_monitor_pretreatment.siu_admin_suit_nmbr | Same as PCS. |
| CriminalSuitsFiledAgainstSIUs | Criminal Suits Filed Against SIUs (CRIM) | | | icis_comp_monitor_pretreatment.siu_criminal_suit_nmbr | Same as PCS. |
| DollarAmountPenaltiesCollected | Dollar Amount of Penalties Collected (PAMT) | | | icis_comp_monitor_pretreatment.penalties_collected_amt | Same as PCS. |
| IUsWhichPenaltiesHaveBeenCollected | Industrial Users Penalties Collected (IUPN) | | | icis_comp_monitor_pretreatment.iu_penalties_collected_nmbr | Same as PCS. |
| NumberCIUs | Number of CIUs (CIUS) | | | icis_comp_monitor_pretreatment.ciu_nmbr | Same as PCS. |
| CIUsInSNC | CIUs in SNC (CISN) | | | icis_comp_monitor_pretreatment.ciu_in_snc_nmbr | Same as PCS. Must be less than or the same as the NumberCIUs. |
| PassThroughInterferenceIndicator | Passthrough Indicator (PASS), Interference Indicator (INTF) | | | icis_comp_monitor_pretreatment.passthrough_flag | If either contain Y then use "Y". |
| MostRecentDateTechnicalEvaluationForLocalLimits | Technical Evaluation for Local Limits (EVLL) | | | icis_comp_monitor_pretreatment.most_recent_eval_date | If EVLL contains Y or P use DTIA. The format for ICIS is ccyy-mm-dd. |
| MostRecentDateAdoptionTechnicallyBasedLocalLimits | Adoption of Technically Based Local Limits (ADLL) | | | icis_comp_monitor_pretreatment.most_recent_adopt_date | If ADLL contains Y use DTIA. The format for ICIS is ccyy-mm-dd. |

| XML Tag Name | PCS Counterpart | PCS Code Table | ICIS Code Table | ICIS Column | Comments |
|--------------------------------------|--------------------------------------|----------------|-----------------|---|--|
| LocalLimitsPollutantCode | N/A | | Ref_pollutant | xref_activity_pollutant.pollutant_code | Must be present if MostRecentDateAdoptionTechnicallyBasedLocalLimits exists. |
| MostRecentDateRemovalCreditsApproval | Removal Credits Approval Date (RCRD) | | | icis_comp_monitor_pretreatment.most_recent_credit_approv_date | Same as PCS. The format for ICIS is ccyy-mm-dd. Must be present if RemovalCreditsApplicationStatusCode contains "APP". |
| RemovalCreditsApplicationStatusCode | Removal Credits (RECR) | 670 | | icis_comp_monitor_pretreatment.removal_status_flag | Same as PCS but codes may have been added, changed or removed. |
| RemovalCreditsPollutantCode | N/A | | Ref_pollutant | icis_pretreatment_removal_cred.pollutant_code | Must be present if MostRecentDateRemovalCreditsApproval exists. |
| SSOEventDate | N/A | | | icis_comp_monitor_sso.overflow_date | Must be on or before the submission date. |
| CauseSSOOverflowEvent | N/A | | | icis_comp_monitor_sso.overflow_cause | |
| LatitudeMeasure | N/A | | | icis_comp_monitor_sso.latitude_measure | ICIS stores decimal degrees and if Latitude is not blank, Longitude must not be blank. |
| LongitudeMeasure | N/A | | | icis_comp_monitor_sso.longitude_measure | ICIS stores decimal degrees and if Latitude is not blank, Longitude must not be blank. |
| SSOOverflowLocationStreet | N/A | | | icis_comp_monitor_sso.overflow_location | |
| DurationSSOOverflowEvent | N/A | | | icis_comp_monitor_sso.overflow_duration | |
| SSOVolume | N/A | | | icis_comp_monitor_sso.overflow_volume | |
| NameReceivingWater | N/A | | | icis_comp_monitor_sso.receiving_water | |
| ImpactSSOEvent | N/A | | Ref_sso_impact | icis_comp_monitor_sso_impact.sso_impact_code | |

| XML Tag Name | PCS Counterpart | PCS Code Table | ICIS Code Table | ICIS Column | Comments |
|-----------------------------------|-----------------|----------------|-----------------------|---|--|
| SystemComponent | N/A | | Ref_system_component | icis_comp_monitor_sso.component.system_component_code | |
| OtherSystemComponent | N/A | | | icis_comp_monitor_sso.other_component | Must be present only when SystemComponent contains "OTH". |
| StepsReducePreventMitigate | N/A | | Ref_sso_reaction | icis_comp_monitor_sso_reaction.sso_reaction_code | |
| OtherStepsReducePreventMitigate | N/A | | | icis_comp_monitor_sso.other_sso_reaction | Must be present only when StepsReducePreventMitigate contains "OTH". |
| DescriptionStepsTaken | N/A | | | icis_comp_monitor_sso.steps_taken | |
| ProjectTypeCode | N/A | | Ref_project_type | icis_comp_monitor_sw_const.project_type_code | |
| ProjectTypeCodeOtherDescription | N/A | | | icis_comp_monitor_sw_const.project_type_other | Must be present only when ProjectTypeCode contains "OTH". |
| EstimatedStartDate | N/A | | | icis_comp_monitor_sw_const.estimated_begin_date | |
| EstimatedCompleteDate | N/A | | | icis_comp_monitor_sw_const.estimated_end_date | |
| EstimatedAreaDisturbedAcresNumber | N/A | | | icis_comp_monitor_sw_const.estimated_area_disturbed | |
| ProjectPlanSizeCode | N/A | | Ref_project_plan_size | icis_comp_monitor_sw_const.project_plan_size_code | |
| SWPPPEvaluationBasisCode | N/A | | Ref_swppp_eval_basis | icis_comp_monitor_sw_ind.swppp_eval_basis_code | |
| SWPPPEvaluationDate | N/A | | | icis_comp_monitor_sw_ind.swppp_evaluation_date | |
| SWPPPEvaluationDescriptionText | N/A | | | icis_comp_monitor_sw_ind.swppp_evaluation_text | |
| NoExposureAuthorizationDate | N/A | | | icis_comp_monitor_sw_ind.no_exposure_auth_date | |

| XML Tag Name | PCS Counterpart | PCS Code Table | ICIS Code Table | ICIS Column | Comments |
|---------------------------------------|-----------------|----------------|----------------------|--|---|
| MS4AnnualExpenditureDollars | N/A | | | icis_comp_monitor_sw_ms4.ms4_annual_expenditure | |
| MS4AnnualExpenditureYear | N/A | | | icis_comp_monitor_sw_ms4.ms4_annual_expenditure_year | |
| MS4BudgetDollars | N/A | | | icis_comp_monitor_sw_ms4.ms4_budget | |
| MS4BudgetYear | N/A | | | icis_comp_monitor_sw_ms4.ms4_budget_year | |
| ProjectedSourcesFundingCode | N/A | | | icis_comp_monitor_sw_ms4.ms4_source_funding_code | |
| MajorOutfallEstimatedMeasureIndicator | N/A | | | icis_comp_monitor_sw_ms4.major_outfall_est_measure_flag | Must be present when MajorOutfallNumber contains a value greater than zero. |
| MajorOutfallNumber | N/A | | | icis_comp_monitor_sw_ms4.major_outfall_nmbr | |
| MinorOutfallEstimatedMeasureIndicator | N/A | | | icis_comp_monitor_sw_ms4.minor_outfall_est_measure_flag | Must be present when MinorOutfallNumber contains a value greater than zero. |
| MinorOutfallNumber | N/A | | | icis_comp_monitor_sw_ms4.minor_outfall_nmbr | |
| AffiliationTypeText | N/A | | Ref_affiliation_type | xref_activity_address.affiliation_type_code, xref_activity_contact.affiliation_type_code, | In ICIS, contacts and addresses are assigned their own set of affiliation type codes to choose from. Inspection contacts may only have affiliation type codes of CSD, INS, OCT, PRL, TEN and UNK. No inspection addresses are allowed. CAFO contacts and addresses may only have affiliation type codes of CAI and CNC. Storm Water MS4 contacts and addresses may only |

| XML Tag Name | PCS Counterpart | PCS Code Table | ICIS Code Table | ICIS Column | Comments |
|-------------------------------|-----------------|----------------|-----------------|---|---------------------------------------|
| | | | | | have an affiliation type code of SW4. |
| FirstName | N/A | | | icis_contact.first_name | |
| MiddleName | N/A | | | icis_contact.middle_name | |
| LastName | N/A | | | icis_contact.last_name | |
| IndividualTitleText | N/A | | | icis_contact.title | |
| OrganizationFormalName | N/A | | | icis_contact.organization_formal_name, icis_address.organization_formal_name | |
| StateCode | N/A | | Ref_state | icis_contact.state_code | |
| RegionCode | N/A | | Ref_region | icis_contact.region_code | |
| TelephoneNumberTypeCode | N/A | | Ref_phone_type | icis_contact_phone.phone_type_code | |
| TelephoneNumber | N/A | | | icis_contact_phone.telephone_number | |
| TelephoneExtensionNumber | N/A | | | icis_contact_phone.telephone_extension_number | |
| ElectronicAddressText | N/A | | | icis_contact_electronic_addr.electronic_address_text | |
| StartDateOfContactAssociation | N/A | | | Table Name: Varies by module Column Name: begin_date | |
| EndDateOfContactAssociation | N/A | | | Table Name: Varies by module Column Name: end_date | |
| OrganizationDUNSNumber | N/A | | | icis_address.organization_duns_number | |
| MailingAddressText | N/A | | | icis_address.street_address | |
| SupplementalAddressText | N/A | | | icis_address.supplemental_address_text | |
| MailingAddressCityName | N/A | | | icis_address.city | |

| XML Tag Name | PCS Counterpart | PCS Code Table | ICIS Code Table | ICIS Column | Comments |
|-------------------------------|-----------------|----------------|-----------------|---|--|
| MailingAddressStateCode | N/A | | Ref_state | icis_address.state_code | |
| MailingAddressZipCode | N/A | | | icis_address.zip | |
| CountyName | N/A | | | icis_address.county | |
| MailingAddressCountryCode | N/A | | Ref_country | icis_address.country_code | |
| DivisionName | N/A | | | icis_address.division_name | |
| LocationProvince | N/A | | | icis_address.province | |
| TelephoneNumberTypeCode | N/A | | Ref_phone_type | icis_address_phone.phone_type_code | PCS-based systems should use "OFF". |
| TelephoneNumber | N/A | | | icis_address_phone.telephone_number | Same as PCS but without parentheses, spaces, dots or dashes. |
| TelephoneExtensionNumber | N/A | | | icis_address_phone.telephone_extension_number | |
| ElectronicAddressText | N/A | | | icis_address_electronic_address.electronic_address_text | |
| StartDateOfAddressAssociation | N/A | | | Table Name: Varies by module Column Name: begin_date | |
| EndDateOfAddressAssociation | N/A | | | Table Name: Varies by module Column Name: end_date | |

8.18.2 Rules for Parsing EPA Submitted Federal NPDES Compliance Monitoring XML Files

A summary of rules for Federal compliance monitoring data is provided in this section. Detailed explanations of these rules with examples can be found in the ICIS Compliance Monitoring Technical Specification document.

OVERALL

- ICIS reference tables have codes that are either Active or Inactive. Inactive codes were migrated from legacy data but the code is not being used anymore and cannot be selected when adding a new code or changing an existing code in ICIS. Active codes were both migrated from legacy data and newly created codes for ICIS and can be selected when adding a new code or changing an existing code in ICIS.

- Mass Deletes are applied first and Replaces are applied last.
- Refer to the *ICIS-NPDES Example XML Instance Document* for specific instructions on generating XML files, the ICIS-NPDES XML Data Exchange Template for formatting and characteristic details on the XML tags, and Chapter 9 of this document for batch error messages.

REPLACE

- If the compliance monitoring record does not exist it will be added along with any child other SIC, contact and address records. If an asterisk is used in a tag to blank out a non-mandatory field in ICIS it will be ignored.
- Any replace transaction for a permit that already exists in ICIS will have only the tags that are present saved to their corresponding fields in ICIS. All of the other fields in ICIS will be blanked out.
- If a latitude is provided the longitude must be provided.
- If a longitude is provided the latitude must be provided.
- At least one Program Code containing “CWACAFO” must exist if CAFO inspection data is being submitted. At least one Program Code containing “CWACSO” must exist if CSO inspection data is being submitted. At least one Program Code containing “CWAPRTRT” must exist if Pretreatment inspection data is being submitted. At least one Program Code containing “CWASSO” must exist if SSO inspection data is being submitted. At least one Program Code containing “CWASTMC” or “CWASTMN” must exist if Storm Water inspection data is being submitted. At least one Program Code containing “CWASTMM” must exist if Storm Water MS4 inspection data is being submitted.

MASS DELETE

- If a Mass Delete transaction for a compliance monitoring record has non-mandatory tags along with the ProgramSystemAcronym, ProgramSystemIdentifier, FederalStatuteCode, ComplianceMonitoringActivityTypeCode, ComplianceMonitoringCategoryCode and ComplianceMonitoringDate tags they will be ignored.
- Mass Delete of a Compliance Monitoring record will result in the removal of its special regulatory programs and any linkages to other inspections, enforcement actions or program reports from ICIS.

8.19 COMPLIANCE MONITORING LINKAGE MAPPING AND RULES

8.19.1 Compliance Monitoring Linkage Mapping

| XML Tag Name | PCS Counterpart | PCS Code Table | ICIS Code Table | ICIS Column | Comments |
|----------------------------------|------------------------------------|----------------|---------------------------|--|---|
| ComplianceMonitoringIdentifier | N/A | | | Icis_comp_monitor.comp_monitor_uid | Must have postal code as the first 2 characters followed by three zeroes, an "N" for State or "F" for FE&C, then 1 to 19 unique characters of your choice. Same postal codes as PCS except for Gulf of Mexico permits: GE is to be used by Region 4 and GM is to be used by Region 6. |
| PermitIdentifier | Permit Number (NPID) | | | Icis_permit.external_permit_nmbr | Must have postal code as the first 2 characters. Same postal codes as PCS except for Gulf of Mexico permits: GE is to be used by Region 4 and GM is to be used by Region 6. |
| ComplianceMonitoringCategoryCode | Inspection Type (TYPI) | 280 | Ref_comp_monitor_category | icis_comp_monitor.comp_monitor_category_code | Codes have been reassigned to generate compliance inspection type, compliance monitoring category, program codes. |
| ComplianceMonitoringDate | Inspection Date (DTIN) | | | icis_activity.actual_end_date | Same as PCS. The format for ICIS is ccyy-mm-dd. |
| LinkageSingleEvent | | | | | |
| PermitIdentifier | Permit Number (NPID) | | | Icis_permit.external_permit_nmbr | Must have postal code as the first 2 characters. Same postal codes as PCS except for Gulf of Mexico permits: GE is to be used by Region 4 and GM is to be used by Region 6. |
| SingleEventViolationCode | Single Event Violation Code (SVCD) | 550 | Ref_violation | icis_npdes_violation.violation_code | Same as PCS but many duplicate codes have been reassigned to one code. |

| XML Tag Name | PCS Counterpart | PCS Code Table | ICIS Code Table | ICIS Column | Comments |
|---------------------------------------|------------------------------------|----------------|-----------------|--|---|
| SingleEventViolationDate | Single Event Violation Date (SVDT) | | | icis_npdes_violation.single_event_violation_date | Same as PCS but the format for ICIS is ccyy-mm-dd. Must be between the permit's effective date and the submission date. |
| LinkageEnforcementAction | | | | | |
| EnforcementActionIdentifier | N/A | | | icis_enforcement.enf_identifier | PCS uses a docket number. ICIS uses a unique ID for an enforcement action and the format is SS-xxxxxxxxxxxxxxxxxx where SS is the state code and xxxxxxxxxxxxxxxxxxxx is a unique alphanumeric string between 1 and 17 characters long for an enforcement action that exists in ICIS. |
| LinkageBiosolidsReport | | | | | |
| PermitIdentifier | Permit Number (NPID) | | | Icis_permit.external_permit_nmbr | Must have postal code as the first 2 characters. Same postal codes as PCS except for Gulf of Mexico permits: GE is to be used by Region 4 and GM is to be used by Region 6. |
| ReportCoverageEndDate | Date of Inspection (DTIN) | | | icis_prog_rpt_biosolid.rpt_coverage_end_date | Same as PCS. The format for ICIS is ccyy-mm-dd. |
| LinkageCAFOAnnualReport | | | | | |
| PermitIdentifier | Permit Number (NPID) | | | Icis_permit.external_permit_nmbr | Must have postal code as the first 2 characters. Same postal codes as PCS except for Gulf of Mexico permits: GE is to be used by Region 4 and GM is to be used by Region 6. |
| PermittingAuthorityReportReceivedDate | N/A | | | icis_prog_rpt.report_date | |
| LinkageCSOEventReport | | | | | |

| XML Tag Name | PCS Counterpart | PCS Code Table | ICIS Code Table | ICIS Column | Comments |
|---|---------------------------|----------------|-----------------|-----------------------------------|---|
| PermitIdentifier | Permit Number (NPID) | | | Icis_permit.external_permit_nmbr | Must have postal code as the first 2 characters. Same postal codes as PCS except for Gulf of Mexico permits: GE is to be used by Region 4 and GM is to be used by Region 6. |
| CSOEventDate | N/A | | | icis_prog_rpt.report_date | |
| CSOEventID | N/A | | | icis_prog_rpt.program_report_nmbr | |
| LinkageLocalLimitsReport | | | | | |
| PermitIdentifier | Permit Number (NPID) | | | Icis_permit.external_permit_nmbr | Must have postal code as the first 2 characters. Same postal codes as PCS except for Gulf of Mexico permits: GE is to be used by Region 4 and GM is to be used by Region 6. |
| PermittingAuthorityReportReceivedDate | N/A | | | icis_prog_rpt.report_date | |
| LinkagePretreatmentPerformanceReport | | | | | |
| PermitIdentifier | Permit Number (NPID) | | | Icis_permit.external_permit_nmbr | Must have postal code as the first 2 characters. Same postal codes as PCS except for Gulf of Mexico permits: GE is to be used by Region 4 and GM is to be used by Region 6. |
| PretreatmentPerformanceSummaryEndDate | Date of Inspection (DTIN) | | | icis_prog_rpt.report_date | |
| LinkageSSOAnnualReport | | | | | |
| PermitIdentifier | Permit Number (NPID) | | | Icis_permit.external_permit_nmbr | Must have postal code as the first 2 characters. Same postal codes as PCS except for Gulf of Mexico permits: GE is to be used by Region 4 and GM is to be used by Region 6. |

| XML Tag Name | PCS Counterpart | PCS Code Table | ICIS Code Table | ICIS Column | Comments |
|------------------------------|----------------------|----------------|-----------------|-------------------------------------|---|
| SSOAnnualReportReceivedDate | N/A | | | icis_prog_rpt.report_date | |
| LinkageSSOMonthlyEventReport | | | | | |
| PermitIdentifier | Permit Number (NPID) | | | Icis_permit.external_permit_nmbr | Must have postal code as the first 2 characters. Same postal codes as PCS except for Gulf of Mexico permits: GE is to be used by Region 4 and GM is to be used by Region 6. |
| SSOMonthlyReportReceivedDate | N/A | | | icis_prog_rpt.report_date | |
| LinkageSSOEventReport | | | | | |
| PermitIdentifier | Permit Number (NPID) | | | Icis_permit.external_permit_nmbr | Must have postal code as the first 2 characters. Same postal codes as PCS except for Gulf of Mexico permits: GE is to be used by Region 4 and GM is to be used by Region 6. |
| SSOEventDate | N/A | | | icis_prog_rpt.report_date | Must be on or before the submission date. |
| SSOEventID | N/A | | | icis_prog_rpt.program_report_number | |
| LinkageSWEventReport | | | | | |
| PermitIdentifier | Permit Number (NPID) | | | Icis_permit.external_permit_nmbr | Must have postal code as the first 2 characters. Same postal codes as PCS except for Gulf of Mexico permits: GE is to be used by Region 4 and GM is to be used by Region 6. |
| DateStormEventSampled | N/A | | | icis_prog_rpt.report_date | |
| StormWaterEventID | N/A | | | icis_prog_rpt.program_report_number | |
| LinkageSWMS4Report | | | | | |

| XML Tag Name | PCS Counterpart | PCS Code Table | ICIS Code Table | ICIS Column | Comments |
|---------------------------------|----------------------|----------------|-----------------|------------------------------------|---|
| PermitIdentifier | Permit Number (NPID) | | | Icis_permit.external_permit_nmbr | Must have postal code as the first 2 characters. Same postal codes as PCS except for Gulf of Mexico permits: GE is to be used by Region 4 and GM is to be used by Region 6. |
| StormWaterMS4ReportReceivedDate | N/A | | | icis_prog_rpt.report_date | |
| LinkageComplianceMonitoring | | | | | |
| ComplianceMonitoringIdentifier | N/A | | | Icis_comp_monitor.comp_monitor_uid | Must have postal code as the first 2 characters followed by three zeroes, an "N" for State or "F" for FE&C, then 1 to 19 unique characters of your choice. Same postal codes as PCS except for Gulf of Mexico permits: GE is to be used by Region 4 and GM is to be used by Region 6. |

8.19.2 Rules for Parsing Compliance Monitoring Linkage XML Files

A summary of rules for compliance monitoring linkage data is provided in this section. Detailed explanations of these rules with examples can be found in the ICIS Compliance Monitoring Linkage Technical Specification document.

OVERALL

- ICIS reference tables have codes that are either Active or Inactive. Inactive codes were migrated from legacy data but the code is not being used anymore and cannot be selected when adding a new code or changing an existing code in ICIS. Active codes were both migrated from legacy data and newly created codes for ICIS and can be selected when adding a new code or changing an existing code in ICIS.
- Mass Deletes are applied first and Replaces are applied last.

- Refer to the *ICIS-NPDES Example XML Instance Document* for specific instructions on generating XML files, the ICIS-NPDES XML Data Exchange Template for formatting and characteristic details on the XML tags, and Chapter 9 of this document for batch error messages.

REPLACE

- Only state compliance monitoring records can be linked to an activity, and only one activity can be linked to a compliance monitoring record at a time.
- If the compliance monitoring record is not already linked to the activity it will be linked.
- If the compliance monitoring record is already linked to the activity the transaction will be accepted.

MASS DELETE

- Only state compliance monitoring records have links to an activity deleted, and only one activity can be deleted from a compliance monitoring record at a time.
- Mass Delete of a Compliance Monitoring Linkage will result in only the removal of a linkage to an activity from the compliance monitoring record in ICIS. The compliance monitoring record and the activity it was linked to will continue to exist in ICIS.

8.20 PROGRAM REPORT MAPPING AND RULES

8.20.1 Program Report Mapping

| XML Tag Name | PCS Counterpart | PCS Code Table | ICIS Code Table | ICIS Column | Comments |
|------------------|----------------------|----------------|-----------------|----------------------------------|---|
| PermitIdentifier | Permit Number (NPID) | | | Icis_permit.external_permit_nmbr | Must have postal code as the first 2 characters. Same postal codes as PCS except for Gulf of Mexico permits: GE is to be used by Region 4 and GM is to be used by Region 6. |
| BIOSOLIDS | | | | | |

| XML Tag Name | PCS Counterpart | PCS Code Table | ICIS Code Table | ICIS Column | Comments |
|-------------------------------------|---------------------------|----------------|-----------------|---|---|
| ReportCoverageEndDate | Date of Inspection (DTIN) | | | icis_prog_rpt_biosolid.rpt_coverage_end_date | Same as PCS. The format for ICIS is ccyy-mm-dd. |
| NumberOfReportUnits | N/A | | | icis_prog_rpt_biosolid.rpt_unit_number | |
| EQProductDistributedMarketedAmount | N/A | | | icis_prog_rpt_biosolid.eq_product_amt | |
| LandAppliedAmount | N/A | | | icis_prog_rpt_biosolid.land_applied_amt | |
| IncineratedAmount | N/A | | | icis_prog_rpt_biosolid.incinerated_amt | |
| CodisposedInMSWLandfillAmount | N/A | | | icis_prog_rpt_biosolid.co_disposed_amt | |
| SurfaceDisposalAmount | N/A | | | icis_prog_rpt_biosolid.surface_disposal_amt | |
| ManagedOtherMethodsAmount | N/A | | | icis_prog_rpt_biosolid.other_method_amt | |
| ReceivedOffsiteSourcesAmount | N/A | | | icis_prog_rpt_biosolid.os_source_amt | |
| TransferredAmount | N/A | | | icis_prog_rpt_biosolid.transferred_amt | |
| DisposedOutOfStateAmount | N/A | | | icis_prog_rpt_biosolid.os_disposed_amt | |
| BeneficiallyUsedOutOfStateAmount | N/A | | | icis_prog_rpt_biosolid.os_beneficially_used_amt | |
| ManagedOtherMethodsOutOfStateAmount | N/A | | | icis_prog_rpt_biosolid.os_other_method_amt | |
| TotalRemovedAmount | N/A | | | icis_prog_rpt_biosolid.total_removed_amt | |
| AnnualDrySludgeProductionNumber | N/A | | | icis_prog_rpt_biosolid.annual_dry_sludge | |

| XML Tag Name | PCS Counterpart | PCS Code Table | ICIS Code Table | ICIS Column | Comments |
|--|---|----------------|-----------------|---|--------------|
| AnnualLoadingParameterDate | N/A | | | icis_prog_rpt_biosolid.annual_loading_parm_date | |
| AnnualLoadingBiosolidsGallons | N/A | | | icis_prog_rpt_biosolid.annual_loading_biosolid_gallon | |
| AnnualLoadingBiosolidDMT | N/A | | | icis_prog_rpt_biosolid.annual_loading_biosolid_dmt | |
| AnnualLoadingNutrientNitrogen | N/A | | | icis_prog_rpt_biosolid.annual_loading_nitrogen | |
| AnnualLoadingNutrientPhosphorus | N/A | | | icis_prog_rpt_biosolid.annual_loading_phosphorus | |
| TotalNumberLandApplicationViolations | Number of Sludge Land Violations (SLVL) | | | icis_prog_rpt_biosolid.sludge_violation_land | Same as PCS. |
| TotalNumberIncineratorViolations | Number of Sludge Incinerator Violations (SLVI) | | | icis_prog_rpt_biosolid.sludge_violation_incinerator | Same as PCS. |
| TotalNumberDistributionMarketingViolations | Number of Sludge Distribution and Marketing Violations (SLVD) | | | icis_prog_rpt_biosolid.sludge_violation_distribution | Same as PCS. |
| TotalNumberSludgeRelatedManagementPracticeViolations | Number of Sludge Management Violations (SLVP) | | | icis_prog_rpt_biosolid.sludge_violation_management | Same as PCS. |
| TotalNumberSurfaceDisposalViolations | Number of Sludge Surface Disposal Violations (SLVS) | | | icis_prog_rpt_biosolid.sludge_violation_surface | Same as PCS. |
| TotalNumberOtherSludgeViolations | Number of Other Sludge Violations (SLOT) | | | icis_prog_rpt_biosolid.sludge_violation_other | Same as PCS. |

| XML Tag Name | PCS Counterpart | PCS Code Table | ICIS Code Table | ICIS Column | Comments |
|---|---|----------------|-----------------|---|--|
| TotalNumberCodisposalViolations | Number of Sludge Codisposal Violations (SLCD) | | | icis_prog_rpt_biosolid.sludge_violation_co_disposal | Same as PCS. |
| BiosolidsReportComments | Sludge Related Comments (SLI1+SLI2+SLI3) | | | icis_prog_rpt_biosolid.comment_text | Same as PCS. |
| CAFO | | | | | |
| PermittingAuthorityReportReceivedDate | N/A | | | icis_prog_rpt.report_date | |
| DischargesDuringYearProductionAreaIndicator | N/A | | | icis_prog_rpt_cafo.discharge_from_prod_flag | |
| AnimalTypeCode | N/A | | Ref_animal_type | icis_perm_cafo_animal_type.animal_type_code | |
| OtherAnimalTypeName | N/A | | | icis_perm_cafo_animal_type.animal_type_other | Must be present only when AnimalType contains "OTH". |
| TotalNumbersEachLivestock | N/A | | | icis_perm_cafo_animal_type.total_nmbr | If AnimalTypeCode is provided, this must be a value greater than zero. |
| SolidManureLitterGeneratedAmount | N/A | | | icis_prog_rpt_cafo.solid_manure_generated_amt | |
| LiquidManureWastewaterGeneratedAmount | N/A | | | icis_prog_rpt_cafo.liquid_manure_generated_amt | |
| SolidManureLitterTransferAmount | N/A | | | icis_prog_rpt_cafo.solid_manure_transferred_amt | |
| LiquidManureWastewaterTransferAmount | N/A | | | icis_prog_rpt_cafo.liquid_manure_transferred_amt | |
| NMPDevelopedCertifiedPlanApprovedIndicator | N/A | | | icis_prog_rpt_cafo.nmp_flag | |
| TotalNumberAcresNMPIdentified | N/A | | | icis_prog_rpt_cafo.nmp_acres | |
| TotalNumberAcresUsedLandApplication | N/A | | | icis_prog_rpt_cafo.land_application_acres | |

| XML Tag Name | PCS Counterpart | PCS Code Table | ICIS Code Table | ICIS Column | Comments |
|----------------------------|--|----------------|-----------------|--|---|
| CSO | | | | | |
| CSOEventDate | N/A | | | icis_prog_rpt.report_date | |
| CSOEventID | N/A | | | icis_prog_rpt.program_report_number | |
| DryOrWetWeatherIndicator | N/A | | | icis_prog_rpt_cso.weather_dry_wet_flag | |
| PermittedFeatureIdentifier | N/A | | | icis_prog_rpt_cso.perm_feature_id | |
| LatitudeMeasure | Facility Latitude (FLAT) or Pipe Latitude (PLAT) | | | icis_prog_rpt_cso.latitude_measure | PCS uses fixed format of hemisphere (+ or -), degrees, minutes, seconds, and tenths of a second (HDDMMSST). ICIS stores decimal degrees and if Latitude is not blank, Longitude must not be blank. Use the following formula to convert to decimal degrees: Decimal Degrees value = HD.A A = [(M + S.T/60)/60] where A = the decimal part of the number D = degrees M = minutes S = seconds T = tenths of a second |
| LongitudeMeasure | Facility Longitude (FLON) or Pipe Longitude (PLON) | | | icis_prog_rpt_cso.longitude_measure | PCS uses fixed format of hemisphere (+ or -), degrees, minutes, seconds, and tenths of a second (HDDDMMSST). ICIS stores decimal degrees and if Latitude is not blank, Longitude must not be blank. Use the following formula to convert to decimal degrees: Decimal Degrees value = HD.A A = [(M + S.T/60)/60] |

| XML Tag Name | PCS Counterpart | PCS Code Table | ICIS Code Table | ICIS Column | Comments |
|---|---|----------------|-----------------|---|---|
| | | | | | where A = the decimal part of the number D = degrees M = minutes S = seconds T = tenths of a second |
| CSOOverflowLocationStreet | N/A | | | icis_prog_rpt_cso.overflow_location | |
| DurationCSOOverflowEvent | N/A | | | icis_prog_rpt_cso.overflow_duration | |
| DischargeVolumeTreated | N/A | | | icis_prog_rpt_cso.discharge_volume_treated | |
| DischargeVolumeUntreated | N/A | | | icis_prog_rpt_cso.discharge_volume_untreated | |
| CorrectiveActionTakenDescriptionText | N/A | | | icis_prog_rpt_cso.corrective_action | |
| InchesPrecipitation | N/A | | | icis_prog_rpt_cso.precipitation | |
| LOCAL LIMITS | | | | | |
| PermittingAuthorityReportReceivedDate | N/A | | | icis_prog_rpt.report_date | |
| MostRecentDateTechnicalEvaluationForLocalLimits | Technical Evaluation for Local Limits (EVLL) | | | icis_prog_rpt_pretreatment.most_recent_eval_date | If EVLL contains Y or P use DTIA. The format for ICIS is ccyy-mm-dd. |
| MostRecentDateAdoptionTechnicallyBasedLocalLimits | Adoption of Technically Based Local Limits (ADLL) | | | icis_prog_rpt_pretreatment.most_recent_adopt_date | If ADLL contains Y use DTIA. The format for ICIS is ccyy-mm-dd. |
| LocalLimitsPollutantCode | N/A | | Ref_pollutant | icis_rpt_pre_removal_credit.pollutant_code | Must be present if MostRecentDateAdoptionTechnicallyBasedLocalLimits exists. |

| XML Tag Name | PCS Counterpart | PCS Code Table | ICIS Code Table | ICIS Column | Comments |
|---|--------------------------------------|----------------|--------------------|---|--|
| MostRecentDateRemovalCreditsApproval | Removal Credits Approval Date (RCRD) | | | icis_prog_rpt_pretreatment.most_recent_credit_approv_date | Same as PCS. The format for ICIS is ccyy-mm-dd. Must be present if RemovalCreditsApplicationStatusCode contains "APP". |
| RemovalCreditsApplicationStatusCode | Removal Credits (RECR) | 670 | Ref_removal_status | icis_prog_rpt_pretreatment.removal_status_code | Same as PCS but codes may have been added, changed or removed. |
| RemovalCreditsPollutantCode | N/A | | Ref_pollutant | icis_rpt_pre_removal_credit.pollutant_code | Must be present if MostRecentDateRemovalCreditsApproval exists. |
| PRETREATMENT PERFORMANCE SUMMARY | | | | | |
| PretreatmentPerformanceSummaryEndDate | N/A | | | icis_prog_rpt.report_date | |
| PretreatmentPerformanceSummaryStartDate | N/A | | | icis_prog_rpt_pretreatment.performance_start_date | If provided, it must be on or before the PretreatmentPerformanceSummaryEndDate. |
| SUOReference | N/A | | | icis_prog_rpt_pretreatment.suo_reference | |
| SUODate | N/A | | | icis_prog_rpt_pretreatment.suo_date | |
| AcceptanceHazardousWaste | Acceptance of Hazardous Waste (RCRA) | | | icis_prog_rpt_pretreatment.accept_haz_flag | Same as PCS. |
| AcceptanceNonHazardousIndustrialWaste | N/A | | | icis_prog_rpt_pretreatment.accept_hauled_non_haz_flag | |
| AcceptanceHauledDomesticWastes | N/A | | | icis_prog_rpt_pretreatment.accept_hauled_domestic_flag | |
| AnnualPretreatmentBudget | Annual Pretreatment Budget (BUDG) | | | icis_prog_rpt_pretreatment.annual_budget | Same as PCS. |

| XML Tag Name | PCS Counterpart | PCS Code Table | ICIS Code Table | ICIS Column | Comments |
|--|--|----------------|-----------------|---|---------------------------------------|
| InadequacySamplingInspectionIndicator | Deficiencies in POTW Sampling of IUs (SMDF) | 660 | | icis_prog_rpt_pretreatment.adequate_resource_flag | If empty set to “N”, else set to “Y”. |
| AdequacyPretreatmentResources | Inadequacies in Pretreatment Resources (RESO) | 600 | | icis_prog_rpt_pretreatment.adequate_resource_flag | If empty set to “N”, else set to “Y”. |
| DeficienciesIdentifiedDuringIUFileReview | Deficiencies Noted in File Review (FIDF) | 570 | | icis_prog_rpt_pretreatment.deficiency_identified_flag | If empty set to “N”, else set to “Y”. |
| ControlMechanismDeficiencies | Control Mechanism Deficiencies (CMDf) | 580 | | icis_prog_rpt_pretreatment.deficiency_control_mech_flag | If empty set to “N”, else set to “Y”. |
| LegalAuthorityDeficiencies | Legal Authority Deficiencies (LADF) | 590 | | icis_prog_rpt_pretreatment.deficiency_legal_flag | If empty set to “N”, else set to “Y”. |
| DeficienciesInterpretationApplicationPretreatmentStandards | Deficiencies in Interpretation/Application of Standards (APDF) | 630 | | icis_prog_rpt_pretreatment.deficiency_interpretation_flag | If empty set to “N”, else set to “Y”. |
| DeficienciesDataManagementPublicParticipation | Deficiencies in Data Mgt & Public Participation (DMDF) | 610 | | icis_prog_rpt_pretreatment.deficiency_data_mgnt_flag | If empty set to “N”, else set to “Y”. |
| ViolationIUScheduleRemedialMeasures | Violation to Schedule for Remedial Measures (VSCH) | | | icis_prog_rpt_pretreatment.violation_of_schedule_flag | Same as PCS. |
| FormalResponseViolationIUScheduleRemedialMeasures | Response to Schedule for Remedial Measures (RSCH) | | | icis_prog_rpt_pretreatment.formal_response_flag | Same as PCS. |

| XML Tag Name | PCS Counterpart | PCS Code Table | ICIS Code Table | ICIS Column | Comments |
|---|---|----------------|-----------------|---|--|
| AnnualFrequencyInfluentToxicantSampling | Frequency of Influent Toxicant Sampling (TXIN) | | | icis_prog_rpt_pretreatment.freq_influent_toxicant_nmbr | Same as PCS. |
| AnnualFrequencyEffluentToxicantSampling | Frequency of Effluent Toxicant Sampling (TXEF) | | | icis_prog_rpt_pretreatment.freq_effluent_toxicant_nmbr | Same as PCS. |
| AnnualFrequencySludgeToxicantSampling | Frequency of Sludge Toxicant Sampling (TXSL) | | | icis_prog_rpt_pretreatment.freq_sludge_toxicant_nmbr | Same as PCS. |
| NumberSIUs | Number of SIUs (SIUS) | | | icis_prog_rpt_pretreatment.siu_nmbr | Same as PCS. Must exist in order for other SIU tags to be present. |
| SIUsWithoutControlMechanism | SIUs without Control Mechanisms (NOCM) | | | icis_prog_rpt_pretreatment.siu_wo_control_mech_nmbr | Same as PCS. |
| SIUsNotInspected | SIUs Not Samples or Inspected (NOIN) | | | icis_prog_rpt_pretreatment.siu_not_inspected_nmbr | Same as PCS. |
| SIUsNotSampled | Number SIUs Not Sampled or Inspected at Required Frequency (NINF) | | | icis_prog_rpt_pretreatment.siu_not_sampled_nmbr | Same as PCS. |
| SIUsOnSchedule | SIUs on Compliance Schedules (SOCS) | | | icis_prog_rpt_pretreatment.siu_schedule | Same as PCS. |
| SIUsSNCWithPretreatmentStandards | SIUS in SNC w/Pretreatment Standards (SNPS) | | | icis_prog_rpt_pretreatment.siu_snc_pre_std_nmbr | Same as PCS. |
| SIUsSNCWithReportingRequirements | SIUs in SNC with Reporting Requirements (RSNC) | | | icis_prog_rpt_pretreatment.siu_snc_rpt_requirement_nmbr | Same as PCS. |

| XML Tag Name | PCS Counterpart | PCS Code Table | ICIS Code Table | ICIS Column | Comments |
|------------------------------------|--|----------------|-----------------|--|---|
| SIUsSNCWithPretreatmentSchedule | SIUs in SNC with Pretreatment Compliance Schedule (SSNC) | | | icis_prog_rpt_pretreatment.siu_snc_pretreatment_schedule | Same as PCS. |
| SIUsSNCPublishedNewspaper | SIUs with Significant Violations Published in Newspaper (SVPU) | | | icis_prog_rpt_pretreatment.siu_snc_published_news | Same as PCS. |
| ViolationNoticesIssuedSIUs | Violation Notices Issued to SIUs (VINO) | | | icis_prog_rpt_pretreatment.siu_violation_notice_nmbr | Same as PCS. |
| AdministrativeOrdersIssuedSIUs | Administrative Orders Issued to SIUs (ADOR) | | | icis_prog_rpt_pretreatment.siu_admin_order_nmbr | Same as PCS. |
| CivilSuitsFiledAgainstSIUs | Civil Suits Filed Against SIUs (CIVL) | | | icis_prog_rpt_pretreatment.siu_admin_suit_nmbr | Same as PCS. |
| CriminalSuitsFiledAgainstSIUs | Criminal Suits Filed Against SIUs (CRIM) | | | icis_prog_rpt_pretreatment.siu_criminal_suit_nmbr | Same as PCS. |
| DollarAmountPenaltiesCollected | Dollar Amount of Penalties Collected (PAMT) | | | icis_prog_rpt_pretreatment.penalties_collected_amt | Same as PCS. |
| IUsWhichPenaltiesHaveBeenCollected | Industrial Users Penalties Collected (IUPN) | | | icis_prog_rpt_pretreatment.iu_penalties_collected_amt | Same as PCS. |
| NumberCIUs | Number of CIUs (CIUS) | | | icis_prog_rpt_pretreatment.ciu_nmbr | Same as PCS. |
| CIUsInSNC | CIUs in SNC (CISN) | | | icis_prog_rpt_pretreatment.ciu_in_snc_nmbr | Same as PCS. Must be less than or the same as the NumberCIUs. |

| XML Tag Name | PCS Counterpart | PCS Code Table | ICIS Code Table | ICIS Column | Comments |
|---|---|----------------|-----------------|---|--|
| PassThroughInterferenceIndicator | Passthrough Indicator (PASS), Interference Indicator (INTF) | | | icis_prog_rpt_pretreatment.passthrough_flag | If either contain Y then use “Y”. |
| MostRecentDateTechnicalEvaluationForLocalLimits | Technical Evaluation for Local Limits (EVLL) | | | icis_prog_rpt_pretreatment.most_recent_eval_date | If EVLL contains Y or P use DTIA. The format for ICIS is ccyy-mm-dd. |
| MostRecentDateAdoptionTechnicallyBasedLocalLimits | Adoption of Technically Based Local Limits (ADLL) | | | icis_prog_rpt_pretreatment.most_recent_adopt_date | If ADLL contains Y use DTIA. The format for ICIS is ccyy-mm-dd. |
| LocalLimitsPollutantCode | N/A | | Ref_pollutant | icis_pretreatment_local_limit.pollutant_code | Must be present if MostRecentDateAdoptionTechnicallyBasedLocalLimits exists. |
| MostRecentDateRemovalCreditsApproval | Removal Credits Approval Date (RCRD) | | | icis_prog_rpt_pretreatment.most_recent_credit_approv_date | Same as PCS. The format for ICIS is ccyy-mm-dd. Must be present if RemovalCreditsApplicationStatusCode contains “APP”. |
| RemovalCreditsApplicationStatusCode | Removal Credits (RECR) | 670 | | icis_prog_rpt_pretreatment.removal_credit_app_status_flag | Same as PCS but codes may have been added, changed or removed. |
| RemovalCreditsPollutantCode | N/A | | Ref_pollutant | icis_pretreatment_removal_cred.removal_credit | Must be present if MostRecentDateRemovalCreditsApproval exists. |
| SSO EVENT | | | | | |
| SSOEventDate | N/A | | | icis_prog_rpt.report_date | Must be on or before the submission date. |
| SSOEventID | N/A | | | icis_prog_rpt.program_report_number | |
| CauseSSOOverflowEvent | N/A | | | icis_prog_rpt_sso.overflow_cause | |
| LatitudeMeasure | N/A | | | icis_prog_rpt_sso.latitude_measure | |

| XML Tag Name | PCS Counterpart | PCS Code Table | ICIS Code Table | ICIS Column | Comments |
|---------------------------------|-----------------|----------------|----------------------|---|--|
| LongitudeMeasure | N/A | | | icis_prog_rpt_sso.longitude_measure | |
| SSOOverflowLocationStreet | N/A | | | icis_prog_rpt_sso.overflow_location | |
| DurationSSOOverflowEvent | N/A | | | icis_prog_rpt_sso.overflow_duration | |
| SSOVolum | N/A | | | icis_prog_rpt_sso.overflow_volume | |
| NameReceivingWater | N/A | | | icis_prog_rpt_sso.receiving_water | |
| ImpactSSOEvent | N/A | | Ref_sso_impact | icis_prog_rpt_sso_impact.sso_impact_code | |
| SystemComponent | N/A | | Ref_system_component | icis_prog_rpt_sso_component.system_component_code | |
| OtherSystemComponent | N/A | | | icis_prog_rpt_sso.other_component | Must be present only when SystemComponent contains "OTH". |
| StepsReducePreventMitigate | N/A | | Ref_sso_reaction | icis_prog_rpt_sso_reaction.sso_reaction_code | |
| OtherStepsReducePreventMitigate | N/A | | | icis_prog_rpt_sso.other_sso_reaction | Must be present only when StepsReducePreventMitigate contains "OTH". |
| DescriptionStepsTaken | N/A | | | icis_prog_rpt_sso.steps_taken | |
| SSO ANNUAL | | | | | |
| SSOAnnualReportReceivedDate | N/A | | | icis_prog_rpt.report_date | |
| SSOAnnualReportYear | N/A | | | icis_prog_rpt_frequency_sso.sso_event_year | |
| NumberSSOEventsPerYear | N/A | | | icis_prog_rpt_frequency_sso.sso_event_nmbr | |
| VolumeSSOEventsPerYear | N/A | | | icis_prog_rpt_frequency_sso.sso_event_volume | |

| XML Tag Name | PCS Counterpart | PCS Code Table | ICIS Code Table | ICIS Column | Comments |
|--------------------------------------|-----------------|----------------|-----------------|--|----------|
| SSO MONTHLY | | | | | |
| SSOMonthlyReportReceivedDate | N/A | | | icis_prog_rpt.report_date | |
| SSOMonthlyEventMonth | N/A | | | icis_prog_rpt_frequency_sso.sso_event_month | |
| SSOMonthlyEventYear | N/A | | | icis_prog_rpt_frequency_sso.sso_event_year | |
| NumberSSOEventsReachUSWatersPerMonth | N/A | | | icis_prog_rpt_frequency_sso.sso_event_nmbr | |
| VolumeSSOEventsReachUSWatersPerMonth | N/A | | | icis_prog_rpt_frequency_sso.sso_event_volume | |
| SW EVENT | | | | | |
| DateStormEventSampled | N/A | | | icis_prog_rpt.report_date | |
| StormWaterEventID | | | | icis_prog_rpt.program_report_nmbr | |
| PermittedFeatureIdentifier | N/A | | | icis_prog_rpt_sw.perm_feature_id | |
| RainfallStormEventSampledNumber | N/A | | | icis_prog_rpt_sw.event_sampled_nmbr | |
| DurationStormEventSampled | N/A | | | icis_prog_rpt_sw.event_sampled_duration | |
| VolumeDischargeSample | N/A | | | icis_prog_rpt_sw.discharge_volume | |
| DurationSinceLastStormEvent | N/A | | | icis_prog_rpt_sw.days_since_last_event | |
| SamplingBasisIndicator | N/A | | | icis_prog_rpt_sw.sample_basis_flag | |
| PrecipitationForm | N/A | | | icis_prog_rpt_sw.precipitation_form_flag | |
| SampleTakenWithinTimeframeIndicator | N/A | | | icis_prog_rpt_sw.within_timeframe_flag | |

| XML Tag Name | PCS Counterpart | PCS Code Table | ICIS Code Table | ICIS Column | Comments |
|---|-----------------|----------------|-----------------|---|---|
| TimeExceedanceRationaleCode | N/A | | | icis_prog_rpt_sw.time_exceed_rationale_code | |
| EssentiallyIdenticalOutfallNotification | N/A | | | icis_prog_rpt_sw.outfall_notification | |
| MonitoringExemptionRationaleIndicator | N/A | | | icis_prog_rpt_sw.monitoring_exemption_code | |
| PollutantMonitoringBasisCode | N/A | | | icis_prog_rpt_sw.monitoring_basis_code | |
| SW MS4 | | | | | |
| StormWaterMS4ReportReceivedDate | N/A | | | icis_prog_rpt.report_date | |
| MS4AnnualExpenditureDollars | N/A | | | icis_prog_rpt_sw_ms4.ms4_annual_expenditure | |
| MS4AnnualExpenditureYear | N/A | | | icis_prog_rpt_sw_ms4.ms4_annual_expenditure_year | |
| MS4BudgetDollars | N/A | | | icis_prog_rpt_sw_ms4.ms4_budget | |
| MS4BudgetYear | N/A | | | icis_prog_rpt_sw_ms4.ms4_budget_year | |
| ProjectedSourcesFundingCode | N/A | | | icis_prog_rpt_sw_ms4.source_funding_code | |
| MajorOutfallEstimatedMeasureIndicator | N/A | | | icis_prog_rpt_sw_ms4.major_outfall_est_measure_flag | Must be present when MajorOutfallNumber contains a value greater than zero. |
| MajorOutfallNumber | N/A | | | icis_prog_rpt_sw_ms4.major_outfall_measure_nmbr | |
| MinorOutfallEstimatedMeasureIndicator | N/A | | | icis_prog_rpt_sw_ms4.minor_outfall_est_measure_flag | Must be present when MinorOutfallNumber contains a value greater than zero. |

| XML Tag Name | PCS Counterpart | PCS Code Table | ICIS Code Table | ICIS Column | Comments |
|--------------------------|-----------------|----------------|----------------------|---|--|
| MinorOutfallNumber | N/A | | | icis_projg_rpt_sw_ms4.minor_outfall_measure_nmbr | |
| AffiliationTypeText | N/A | | Ref_affiliation_type | xref_prog_rpt_sw_addr.affiliation_type_code, xref_prog_rpt_sw_contact.affiliation_type_code, xref_prog_rpt_sw_ms4_addr.affiliation_type_code, xref_prog_rpt_sw_ms4_contact.affiliation_type_code | In ICIS, contacts and addresses are assigned their own set of affiliation type codes to choose from. Stormwater MS4 program report contacts and addresses may have affiliation type codes of SW4, OCT and UNK. Stormwater program report contacts and addresses may have affiliation type codes of SWR, OCT and UNK. |
| FirstName | N/A | | | icis_contact.first_name | |
| MiddleName | N/A | | | icis_contact.middle_name | |
| LastName | N/A | | | icis_contact.last_name | |
| IndividualTitleText | N/A | | | icis_contact.title | |
| OrganizationFormalName | N/A | | | icis_contact.organization_formal_name, icis_address.organization_formal_name | |
| StateCode | N/A | | Ref_state | icis_contact.state_code | |
| RegionCode | N/A | | Ref_region | icis_contact.region_code | |
| TelephoneNumberTypeCode | N/A | | Ref_phone_type | icis_contact_phone.phone_type_code | |
| TelephoneNumber | N/A | | | icis_contact_phone.telephone_number | |
| TelephoneExtensionNumber | N/A | | | icis_contact_phone.telephone_extension_nmbr | |
| ElectronicAddressText | N/A | | | icis_contact_electronic_addr.electronic_address_text | |

| XML Tag Name | PCS Counterpart | PCS Code Table | ICIS Code Table | ICIS Column | Comments |
|-------------------------------|-----------------|----------------|-----------------|---|-------------------------------------|
| StartDateOfContactAssociation | N/A | | | Table Name: Varies by module Column Name: begin_date | |
| EndDateOfContactAssociation | N/A | | | Table Name: Varies by module Column Name: end_date | |
| OrganizationDUNSNumber | N/A | | | icis_address.organization_duns_number | |
| MailingAddressText | N/A | | | icis_address.street_address | |
| SupplementalAddressText | N/A | | | icis_address.supplemental_address_text | |
| MailingAddressCityName | N/A | | | icis_address.city | |
| MailingAddressStateCode | N/A | | Ref_state | icis_address.state_code | |
| MailingAddressZipCode | N/A | | | icis_address.zip | |
| CountyName | N/A | | | icis_address.county | |
| MailingAddressCountryCode | N/A | | Ref_country | icis_address.country_code | |
| DivisionName | N/A | | | icis_address.division_name | |
| LocationProvince | N/A | | | icis_address.province | |
| TelephoneNumberTypeCode | N/A | | Ref_phone_type | icis_address_phone.phone_type_code | PCS-based systems should use "OFF". |
| TelephoneNumber | N/A | | | icis_address_phone.telephone_number | |
| TelephoneExtensionNumber | N/A | | | icis_address_phone.telephone_extension_number | |
| ElectronicAddressText | N/A | | | icis_address_electronic_addr.electronic_address_text | |
| StartDateOfAddressAssociation | N/A | | | xref_prog_rpt_sw_addr.begin_date , xref_prog_rpt_sw_ms4_addr.begin_date | |
| EndDateOfAddressAssociation | N/A | | | xref_prog_rpt_sw_addr.end_date, xref_prog_rpt_sw_ms4_addr.end_date | |

| XML Tag Name | PCS Counterpart | PCS Code Table | ICIS Code Table | ICIS Column | Comments |
|--|-----------------|----------------|-----------------|---|----------|
| SW ANNUAL REPORT | | | | | |
| IndustrialStormWaterAnnualReportReceivedDate | N/A | | | icis_prog_rpt.report_date | |
| FacilityInspectionSummaryText | | | | Icis_prog_rpt_ind_sw.facility_inspection_summary | |
| VisualAssessmentSummaryText | N/A | | | Icis_prog_rpt_ind_sw.visual_assessment_summary | |
| NoFurtherReductionSummaryText | N/A | | | Icis_prog_rpt_ind_sw.no_further_reduction_rationale | |
| CorrectiveActionSummaryText | N/A | | | Icis_prog_rpt_ind_sw.corrective_action_summary | |

8.20.2 Rules for Parsing State Submitted Program Report XML Files

A summary of rules for processing program report data is provided in this section. Detailed explanations of these rules with examples can be found in the ICIS Program Report Technical Specification document.

OVERALL

- Master General Permits and Unpermitted Facilities cannot have a Program Report in ICIS.
- ICIS reference tables have codes that are either Active or Inactive. Inactive codes were migrated from legacy data but the code is not being used anymore and cannot be selected when adding a new code or changing an existing code in ICIS. Active codes were both migrated from legacy data and newly created codes for ICIS and can be selected when adding a new code or changing an existing code in ICIS.
- Mass Deletes are applied first and Replaces are applied last.
- Refer to the *ICIS-NPDES Example XML Instance Document* for specific instructions on generating XML files, the ICIS-NPDES XML Data Exchange Template for formatting and characteristic details on the XML tags, and Chapter 9 of this document for batch error messages.

REPLACE

- Any replace transaction for a Program Report that does not already exist in ICIS will be treated as a New transaction using the data provided in the tags of the replace transaction, resulting in a new Program Report record being added to ICIS along with any contact records.
- Any replace transaction for a Program Report that already exists in ICIS will have only the tags that are present saved to their corresponding fields in ICIS. All of the other fields in ICIS will be blanked out.
- If a latitude is provided the longitude must either be provided or already exist in the ICIS record.
- If a longitude is provided the latitude must either be provided or already exist in the ICIS record.
- If an asterisk is used in a tag to blank out a non-mandatory field in ICIS it will be ignored.
- Multi-value tags must have all possible values submitted for them (e.g., all Stormwater contacts) instead of the one that changed in order to avoid removing values unnecessarily (refer to Section 3.5.4.1 for details on multi-value tags).

MASS DELETE

- A Program Report cannot be deleted if it is linked to a DMR or an inspection. These links must be removed before submitting a Mass Delete transaction for the Program Report.
- If a Mass Delete transaction for a program report record has non-mandatory tags along with the PermitIdentifier and report date tags they will be ignored.
- Mass Delete of a Program Report record will result in its removal from ICIS.

8.21 STATE NPDES FORMAL ENFORCEMENT ACTION MAPPING AND RULES

8.21.1 State NPDES Formal Enforcement Action Mapping

| XML Tag Name | PCS Counterpart | PCS Code Table | ICIS Code Table | ICIS Column | Comments |
|-----------------------------|-----------------|----------------|-----------------|---------------------------------|---|
| EnforcementActionIdentifier | N/A | | | icis_enforcement.enf_identifier | PCS uses a docket number. ICIS uses a unique ID for an enforcement action and the format is SS-xxxxxxxxxxxxxxxxxx where SS is the |

| XML Tag Name | PCS Counterpart | PCS Code Table | ICIS Code Table | ICIS Column | Comments |
|----------------------------|-----------------|----------------|-----------------|--------------------------------------|--|
| | | | | | state code and xxxxxxxxxxxxxxxxx is a unique alphanumeric string between 1 and 17 characters long. |
| PermitIdentifier | NPID | | | icis_facility_interest.pgm_sys_id | <p>Must have postal code as the first 2 characters. Same postal codes as PCS except for Gulf of Mexico permits: GE is to be used by Region 4 and GM is to be used by Region 6.</p> <p>The Linked NPDES ID for the Facility Interest of the Formal Enforcement Action must exist in ICIS and must have a Program System Acronym of “NPDES”.</p> |
| EnforcementActionName | N/A | | | icis_enforcement.enf_name | |
| Forum | N/A | | | N/A | Use “JDC” for judicial actions or “AFR” for administrative actions |
| EnforcementActionCode | ENAC | 030 | Ref_enf_type | xref_enf_type.enf_type_code | PCS codes have been reassigned to derive state administrative or state judicial enforcement action type and final order type. |
| ProgramsViolatedCode | N/A | | Ref_program | xref_activity_program.program_code | Must be an Active code with npdes_program_flag = Y in the REF_PROGRAM table. |
| ResolutionTypeCode | N/A | | Ref_outcome | icis_enforcement.enf_outcome_code | |
| CombinedOrSupersededByEAID | N/A | | | icis_related_enf.related_activity_id | |
| ReasonDeletingRecord | N/A | | | icis_enforcement_aud.delete_reason | Must be present when deleting a formal enforcement action. Must not be present when adding, changing or replacing a formal enforcement action. |

| XML Tag Name | PCS Counterpart | PCS Code Table | ICIS Code Table | ICIS Column | Comments |
|-----------------------------|--------------------------------------|----------------|---------------------------|--|---|
| FormalEAUserDefinedField1 | RDH1 | | | icis_regional_data.string1 | |
| FormalEAUserDefinedField2 | RDH2 | | | icis_regional_data.string2 | |
| FormalEAUserDefinedField3 | N/A | | | icis_regional_data.string3 | |
| FormalEAUserDefinedField4 | N/A | | | icis_regional_data.date1 | |
| FormalEAUserDefinedField5 | N/A | | | icis_regional_data.date2 | |
| FormalEAUserDefinedField6 | N/A | | | icis_regional_data.string4 | |
| FinalOrderIdentifier | N/A | | | icis_enf_conclusion.enf_conclusion_nمبر | |
| FinalOrderTypeCode | ENAC | 030 | Ref_enf_conclusion_action | icis_enf_conclusion.enf_conclusion_action_code | PCS codes have been reassigned to derive enforcement action type and final order type. |
| FinalOrderPermitIdentifier | NPID | | | icis_facility_interest.pgm_sys_id | Must have postal code as the first 2 characters. Same postal codes as PCS except for Gulf of Mexico permits: GE is to be used by Region 4 and GM is to be used by Region 6. The Linked NPDES ID for the Facility Interest of the Formal Enforcement Action must exist in ICIS and must have a Program System Acronym of "NPDES". |
| FinalOrderIssuedEnteredDate | ENDT or APFO | | | icis_enf_conclusion.settlement_entered_date, icis_enf_conclusion.settlement_lodged_date | Same as PCS. The format for ICIS is ccyy-mm-dd. |
| NPDESClosedDate | N/A | | | icis_enf_conclusion.npdes_closed_date | Same as PCS. The format for ICIS is ccyy-mm-dd. |
| FinalOrderQNCRCComments | ECM1+ECM2+ECM3+ECM4+ECM5+ECM6+ECM7+E | | | icis_enf_conclusion.qncr_comment_text | |

| XML Tag Name | PCS Counterpart | PCS Code Table | ICIS Code Table | ICIS Column | Comments |
|--------------------------------|-----------------|----------------|----------------------|--|---|
| | CM8+ECM9+ECM0 | | | | |
| CashCivilPenaltyRequiredAmount | APAM | | | icis_penalty.penalty_required_amt | |
| OtherComments | N/A | | | icis_enf_conclusion.enf_conclusion_text | |
| EnforcementAgencyTypeCode | ENAC | 030 | Ref_agency_type | xref_activity_agency_type.agency_type_code | Must be an Active code in the REF_AGENCY_TYPE table with activity_group_code = EFA. |
| AgencyLeadIndicator | N/A | | | xref_activity_agency_type.agency_lead_flag | Only one Enforcement Agency Type can be designated with Agency Lead Indicator Code = Y. |
| EnforcementAgencyName | N/A | | | icis_enforcement.agency_name | |
| ElectronicAddressText | N/A | | | icis_person_electronic_address.electronic_address_text | The Government Contact identified by Email Address must exist in ICIS with an affiliation category of "Government". |
| AffiliationTypeText | N/A | | Ref_affiliation_type | xref_activity_person.affiliation_type_code | Must be a valid code for Government contacts. Only one record for Lead EPA Attorney (LEA) may exist in ICIS. |
| StartDateOfContactAssociation | N/A | | | xref_activity_person.begin_date | If tag is not present when adding a record the date the data is processed by ICIS will be used. |
| EndDateOfContactAssociation | N/A | | | xref_activity_person.end_date | |

8.21.2 Rules for Parsing State NPDES Submitted Formal Enforcement Action XML Files

A summary of rules for processing formal enforcement action data is provided in this section. Detailed explanations of these rules with examples can be found in the ICIS Formal Enforcement Action Technical Specification document.

OVERALL

- ICIS reference tables have codes that are either Active or Inactive. Inactive codes were migrated from legacy data but the code is not being used anymore and cannot be selected when adding a new code or changing an existing code in ICIS. Active codes were both migrated from legacy data and newly created codes for ICIS and can be selected when adding a new code or changing an existing code in ICIS.
- Mass Deletes are applied first, New transactions are applied second, Changes are applied third, and Replaces are applied last.
- A Permit Identifier cannot be removed from a Formal Enforcement Action if the permit is also linked to a violation that is linked to that Enforcement Action, or if it is the only Permit Identifier that is in common with an Inspection that is linked to the Enforcement Action.
- Refer to the *Formal Enforcement Action Technical Specification* document for information on automated generation of Formal Enforcement Action statuses and data requirements for resolution type codes.
- Refer to the *ICIS-NPDES Example XML Instance Document* for specific instructions on generating XML files, the ICIS-NPDES XML Data Exchange Template for formatting and characteristic details on the XML tags, and Chapter 9 of this document for batch error messages.

NEW

- A new Formal Enforcement Action record will be added along with any child formal order and contact records.
- If an asterisk is used in a tag to blank out a non-mandatory field in ICIS it will be ignored.

CHANGE

- A Change transaction must have all mandatory tags and at least one optional tag.
- Only the tags that are present in a Formal Enforcement Action's Change transaction will be saved to their corresponding fields in ICIS. All other fields in ICIS will remain unchanged.
- One asterisk must be used in a tag to blank out a non-mandatory field in ICIS.
- Multi-value tags must have all possible values submitted for them (e.g., all Permit Identifiers) instead of the one that changed in order to avoid removing values unnecessarily (refer to Section 3.5.4.1 for details on multi-value tags).

REPLACE

- Any replace transaction for a Formal Enforcement Action that does not already exist in ICIS will be treated as a New transaction using the data provided in the tags of the replace transaction (see rules for New above).
- Any replace transaction for a Formal Enforcement Action that already exists in ICIS will have only the tags that are present saved to their corresponding fields in ICIS. All of the other fields in ICIS will be blanked out (see rules for Changes above).
- If an asterisk is used in a tag to blank out a non-mandatory field in ICIS it will be ignored.

MASS DELETE

- If a Mass Delete transaction for a Formal Enforcement Action record has non-mandatory tags along with the EnforcementActionIdentifier tag they will be ignored.
- Mass Delete of a Formal Enforcement Action record will result in the removal of any linkages to permits, inspections, violations and government contacts from ICIS. If one or more final orders with limits exist for the Formal Enforcement Action, they must be deleted separately before the Formal Enforcement Action can be deleted.

8.22 STATE NPDES INFORMAL ENFORCEMENT ACTION MAPPING AND RULES

8.22.1 State NPDES Informal Enforcement Action Mapping

| XML Tag Name | PCS Counterpart | PCS Code Table | ICIS Code Table | ICIS Column | Comments |
|-----------------------------|-----------------|----------------|-----------------|-----------------------------------|---|
| EnforcementActionIdentifier | N/A | | | icis_enforcement.enf_identifier | PCS uses a docket number. ICIS uses a unique ID for an enforcement action and the format is SS-xxxxxxxxxxxxxxxxxx where SS is the state code and xxxxxxxxxxxxxxxxxxxx is a unique alphanumeric string between 1 and 17 characters long. |
| PermitIdentifier | NPID | | | icis_facility_interest.pgm_sys_id | Must have postal code as the first 2 characters. Same postal codes as PCS except for Gulf of Mexico permits: GE is to be used by Region 4 and GM is to be used by Region 6. |

| XML Tag Name | PCS Counterpart | PCS Code Table | ICIS Code Table | ICIS Column | Comments |
|-----------------------------|---|----------------|-----------------|--|--|
| | | | | | The Linked NPDES ID for the Facility Interest of the Informal Enforcement Action must exist in ICIS and must have a Program System Acronym of “NPDES”. |
| EnforcementActionTypeCode | ENAC | 030 | Ref_enf_type | xref_enf_type.enf_type_code | |
| EnforcementActionName | N/A | | | icis_enforcement.enf_name; icis_activity.activity_name | |
| AchievedDate | N/A | | | Icis_enforcement.achieved_date; icis_activity.actual_end_date | Must be present if the Informal Enforcement Action has Violations linked to it. |
| ProgramsViolatedCode | N/A | | Ref_program | xref_activity_program.program_code | Must be a an Active code with npdes_program_flag = Y in the REF_PROGRAM table. |
| ReasonDeletingRecord | N/A | | | icis_enforcement_aud.delete_reason | Must be present when deleting an informal enforcement action. Must not be present when adding, changing or replacing an informal enforcement action. |
| InformalEACommentText | ECM1+ECM2+ECM3+ECM4+ECM5+ECM6+ECM7+ECM8+ECM9+ECM0 | | | icis_enforcement.enf_summary_text | |
| InformalEAUserDefinedField1 | RDH1 | | | icis_regional_data.string1 | |
| InformalEAUserDefinedField2 | RDH2 | | | icis_regional_data.string2 | |
| InformalEAUserDefinedField3 | N/A | | | icis_regional_data.string3 | |

| XML Tag Name | PCS Counterpart | PCS Code Table | ICIS Code Table | ICIS Column | Comments |
|-----------------------------|-----------------|----------------|----------------------|--|---|
| InformalEAUserDefinedField4 | N/A | | | icis_regional_data.date1 | |
| InformalEAUserDefinedField5 | N/A | | | icis_regional_data.date2 | |
| InformalEAUserDefinedField6 | N/A | | | icis_regional_data.string4 | |
| EnforcementAgencyTypeCode | ENAC | 030 | Ref_agency_type | xref_activity_agency_type.agency_type_code | Must be an Active code in the REF_AGENCY_TYPE table with activity_group_code = EFA. |
| AgencyLeadIndicator | N/A | | | xref_activity_agency_type.agency_lead_flag | Only one Enforcement Agency Type can be designated with Agency Lead Indicator Code = Y. |
| EnforcementAgencyName | N/A | | | icis_enforcement.agency_name | |
| ElectronicAddressText | N/A | | | icis_person_electronic_address.electronic_address_text | The Government Contact identified by Email Address must exist in ICIS with an affiliation category of "Government". |
| AffiliationTypeText | N/A | | Ref_affiliation_type | xref_activity_person.affiliation_type_code | Must be a valid code for Government contacts. Only one record for Lead EPA Attorney (LEA) may exist in ICIS. |

8.22.2 Rules for Parsing State NPDES Submitted Informal Enforcement Action XML Files

A summary of rules for processing informal enforcement action data is provided in this section. Detailed explanations of these rules with examples can be found in the ICIS Informal Enforcement Action Technical Specification document.

OVERALL

- ICIS reference tables have codes that are either Active or Inactive. Inactive codes were migrated from legacy data but the code is not being used anymore and cannot be selected when adding a new code or changing an existing code in ICIS. Active codes

were both migrated from legacy data and newly created codes for ICIS and can be selected when adding a new code or changing an existing code in ICIS.

- Mass Deletes are applied first, New transactions are applied second, Changes are applied third, and Replaces are applied last.
- A Permit Identifier cannot be removed from an Informal Enforcement Action if the permit is also linked to a violation that is linked to that Enforcement Action, or if it is the only Permit Identifier that is in common with an Inspection that is linked to the Enforcement Action.
- Refer to the *ICIS-NPDES Example XML Instance Document* for specific instructions on generating XML files, the ICIS-NPDES XML Data Exchange Template for formatting and characteristic details on the XML tags, and Chapter 9 of this document for batch error messages.

NEW

- A new Informal Enforcement Action record will be added along with any child and contact records.
- If an asterisk is used in a tag to blank out a non-mandatory field in ICIS it will be ignored.

CHANGE

- A Change transaction must have all mandatory tags and at least one optional tag.
- Only the tags that are present in an Informal Enforcement Action's Change transaction will be saved to their corresponding fields in ICIS. All other fields in ICIS will remain unchanged.
- One asterisk must be used in a tag to blank out a non-mandatory field in ICIS.
- Multi-value tags must have all possible values submitted for them (e.g., all Permit Identifiers) instead of the one that changed in order to avoid removing values unnecessarily (refer to Section 3.5.4.1 for details on multi-value tags).

REPLACE

- Any replace transaction for an Informal Enforcement Action that does not already exist in ICIS will be treated as a New transaction using the data provided in the tags of the replace transaction (see rules for New above).
- Any replace transaction for an Informal Enforcement Action that already exists in ICIS will have only the tags that are present saved to their corresponding fields in ICIS. All of the other fields in ICIS will be blanked out (see rules for Changes above).
- If an asterisk is used in a tag to blank out a non-mandatory field in ICIS it will be ignored.

MASS DELETE

- If a Mass Delete transaction for an Informal Enforcement Action record has non-mandatory tags along with the EnforcementActionIdentifier tag they will be ignored.
- Mass Delete of an Informal Enforcement Action record will result in the removal of any linkages to permits, inspections, violations and government contacts from ICIS.

8.23 STATE NPDES ENFORCEMENT ACTION MILESTONE MAPPING AND RULES

8.23.1 State NPDES Enforcement Action Milestone Mapping

| XML Tag Name | PCS Counterpart | PCS Code Table | ICIS Code Table | ICIS Column | Comments |
|-----------------------------|-----------------|----------------|-----------------|--|--|
| EnforcementActionIdentifier | N/A | | | icis_enforcement.enf_identifier | PCS uses a docket number. ICIS uses a unique ID for an enforcement action and the format is SS-xxxxxxxxxxxxxxxxxxx where SS is the state code and xxxxxxxxxxxxxxxxxxxx is a unique alphanumeric string between 1 and 17 characters long for an enforcement action that exists in ICIS. |
| MilestoneTypeCode | N/A | | | icis_sub_activity.sub_activity_type_code | <p>For a Judicial Formal Enforcement Action, Milestone Type Code must be one of the following:</p> <ul style="list-style-type: none"> • RSAGJ (Referred to State Attorney General) • CMF (Complaint Filed with Court) • CLOSE (Enforcement Action Closed) <p>For an Administrative Formal Enforcement Action, Milestone Type Code must be one of the following:</p> |

| XML Tag Name | PCS Counterpart | PCS Code Table | ICIS Code Table | ICIS Column | Comments |
|----------------------|-----------------|----------------|-----------------|--------------------------------|---|
| | | | | | <ul style="list-style-type: none"> • CPOA (Complaint/Proposed Order) • CLSA (Enforcement Action Closed) |
| MilestonePlannedDate | N/A | | | icis_sub_activity.planned_date | |
| MilestoneActualDate | N/A | | | icis_sub_activity.actual_date | Must be on or before the date of the submission. |

8.23.2 Rules for Parsing State NPDES Submitted Enforcement Action Milestone XML Files

A summary of rules for processing enforcement action milestone data is provided in this section. Detailed explanations of these rules with examples can be found in the ICIS Enforcement Action Milestone Technical Specification document.

OVERALL

- ICIS reference tables have codes that are either Active or Inactive. Inactive codes were migrated from legacy data but the code is not being used anymore and cannot be selected when adding a new code in ICIS. Active codes were both migrated from legacy data and newly created codes for ICIS and can be selected when adding a new code in ICIS.
- Refer to the *ICIS-NPDES Example XML Instance Document* for specific instructions on generating XML files, the ICIS-NPDES XML Data Exchange Template for formatting and characteristic details on the XML tags, and Chapter 9 of this document for batch error messages.

REPLACE

- A Replace transaction will result in a change to data within an existing enforcement action milestone record in ICIS. Milestones cannot be added or removed from ICIS. If an asterisk is used in a tag to blank out a non-mandatory field in ICIS it will be ignored.
- A Replace transaction must have all mandatory tags and at least one optional tag.

- Any replace transaction for an enforcement action milestone in ICIS will have only the tags that are present saved to their corresponding fields in ICIS. All of the other fields in ICIS will be blanked out.
- For Judicial enforcement actions, ICIS milestones actual dates must be in chronological order. The Referred to State Attorney General Actual Date must be on or after the date the enforcement action was added to ICIS. The Complaint Filed with Court Actual Date must be on or after the Referred to State Attorney General Actual Date. The Enforcement Action Closed Actual Date must be on or after the Complaint Filed with Court Actual Date and the NPDES Closed Actual Date that is generated by ICIS.
- For Administrative enforcement actions, ICIS milestone actual dates must be in chronological order. The Complaint/Proposed Order Actual Date must be on or after the date the enforcement action was added to ICIS. The Enforcement Action Closed Actual Date must be on or after the Complaint/Proposed Order Actual Date and the NPDES Closed Actual Date that is generated by ICIS.
- The Complaint/Proposed Order Actual Date cannot be deleted when a Final Order exists for the Enforcement Action and the Final Order Issued Date does not exist.

8.24 ENFORCEMENT ACTION VIOLATION LINKAGE MAPPING AND RULES

8.24.1 Enforcement Action Violation Linkage Mapping

| XML Tag Name | PCS Counterpart | PCS Code Table | ICIS Code Table | ICIS Column | Comments |
|-----------------------------|-----------------|----------------|-----------------|-----------------------------------|--|
| EnforcementActionIdentifier | N/A | | | icis_enforcement.enf_identifier | PCS uses a docket number. ICIS uses a unique ID for an enforcement action and the format is SS-xxxxxxxxxxxxxxxxxxx where SS is the state code and xxxxxxxxxxxxxxxxxxxx is a unique alphanumeric string between 1 and 17 characters long for an enforcement action that exists in ICIS. |
| PermitIdentifier | NPID | | | icis_facility_interest.pgm_sys_id | Must have postal code as the first 2 characters. Same postal codes as |

| XML Tag Name | PCS Counterpart | PCS Code Table | ICIS Code Table | ICIS Column | Comments |
|----------------------------|---------------------------------------|----------------|-------------------------|--|--|
| | | | | | <p>PCS except for Gulf of Mexico permits: GE is to be used by Region 4 and GM is to be used by Region 6.</p> <p>The Linked NPDES ID for the Facility Interest of the Formal Enforcement Action must exist in ICIS and must have a Program System Acronym of “NPDES”.</p> |
| NarrativeConditionNumber | N/A | | | Icis_perm_narrative_condition.narrative_condition_nmbr | Number between 000 and 999. |
| NarrativeConditionCode | N/A | | Ref_narrative_condition | Icis_perm_narrative_condition.narrative_condition_code | |
| ComplianceScheduleNumber | CSCH | | | icis_comp_schedule.comp_schedule_nmbr | Number between 000 and 999. |
| ScheduleEventCode | Compliance Schedule Event Code (EVNT) | 020 | Ref_schedule_event | Icis_perm_schedule_event.schedule_event_code | Same as PCS but many duplicate codes have been reassigned to one code. |
| ScheduleDate | Compliance Schedule Date (DTSC) | | | Icis_perm_schedule_event.schedule_date | Same as PCS but the format for ICIS is ccyy-mm-dd. When adding a linkage to a final order, this date must be on or before the final order’s issued or entered date. |
| PermittedFeatureIdentifier | Discharge Number (VDSC) | | | Icis_perm_feature.perm_feature_nmbr | Same as PCS but allows 3 to 4 characters instead of just 3 and 3 characters do not require padding of zeroes or spaces on the left or right to make it 4 characters. One physical outfall should only have one PermittedFeatureIdentifier in ICIS with variations of that outfall’s limit requirements assigned to their own unique LimitSetDesignators. |

| XML Tag Name | PCS Counterpart | PCS Code Table | ICIS Code Table | ICIS Column | Comments |
|-------------------------------|------------------------------------|----------------|-------------------------|--|--|
| LimitSetDesignator | Report Designator (VDRD) | | | Icis_limit_set.limit_set_designator | Same as PCS but allows to 1 to 2 characters instead of just 1 and 1 character does not require padding of zeroes or spaces on the left or right to make it 2 characters. |
| MonitoringPeriodEndDate | Monitoring Period End Date (MVDT) | | | Icis_dmr_event.monitoring_period_end_date | Same as PCS but the format for ICIS is ccyy-mm-dd. When adding a linkage to a final order, this date must be on or before the final order's issued or entered date. |
| ParameterCode | Parameter Code (VPRM) | 160 | Ref_parameter | Icis_limit.parameter_code | Same as PCS but a few duplicate codes have been reassigned to one code and unit + parameter groupings have been revised. |
| MonitoringSiteDescriptionCode | Monitoring Location Code (VMLO) | 80 | Ref_monitoring_location | Icis_limit.monitoring_location_code | Same as PCS except special characters (not A-Z or 0-9) in PCS are now 2 character codes in ICIS. |
| LimitSeasonNumber | Season (SEAN) | | | Icis_limit.limit_season_id | Same as PCS except must be a whole number between -1 and 12. If -1 is present, ICIS will default with the limit's season ID. |
| SingleEventViolationCode | Single Event Violation Code (SVCD) | 550 | Ref_violation | icis_npdes_violation.violation_code | Same as PCS but many duplicate codes have been reassigned to one code. |
| SingleEventViolationDate | Single Event Violation Date (SVDT) | | | icis_npdes_violation.single_event_violation_date | Same as PCS but the format for ICIS is ccyy-mm-dd. When adding a linkage to a final order, this date must be on or before the final order's issued or entered date. |

8.24.2 Rules for Parsing State Submitted Enforcement Action Violation Linkage XML Files

A summary of rules for processing enforcement action violation linkage data is provided in this section. Detailed explanations of these rules with examples can be found in the ICIS Enforcement Action Violation Linkage Technical Specification document.

OVERALL

- ICIS reference tables have codes that are either Active or Inactive. Inactive codes were migrated from legacy data but the code is not being used anymore and cannot be selected when adding a new code or changing an existing code in ICIS. Active codes were both migrated from legacy data and newly created codes for ICIS and can be selected when adding a new code or changing an existing code in ICIS.
- Mass Deletes are applied first and Replaces are applied last.
- An enforcement action must have an enforcement action type code assigned to a state action (enf_typ_code is assigned a epa_state_filter_flag of “S” or “B” in the ref_enf_type table) and have an achieved date in ICIS before violations for the permit schedule, compliance schedule, DMR, DMR parameter or single event violation(s) can be linked to it.
- An enforcement action can only be linked to all violations for a permit schedule, a compliance schedule, a DMR, a DMR parameter or a single event violation, one at a time.
- Refer to the *ICIS-NPDES Example XML Instance Document* for specific instructions on generating XML files, the ICIS-NPDES XML Data Exchange Template for formatting and characteristic details on the XML tags, and Chapter 9 of this document for batch error messages.

REPLACE

- Any replace transaction for an Enforcement Action Violation Linkage that does not already exist in ICIS will have a new linkages established.
- Any replace transaction for an Enforcement Action Violation Linkage that already exists in ICIS will be ignored.
- Linkages will only be established between the enforcement action and violations for the permit schedule, compliance schedule, DMR, DMR parameter or single event violation(s).

MASS DELETE

- If a Mass Delete transaction for an Enforcement Action Violation Linkage record has non-mandatory tags along with the EnforcementActionIdentifier tag they will be ignored.
- Mass Delete of an Enforcement Action Violation Linkage record will result in the removal of any linkages between enforcement actions with all of its final orders, and violations for the permit schedule, compliance schedule, DMR, DMR parameter or single event violation(s).

- The linkage(s) between the enforcement action plus any of its final orders with a permit schedule violation, a compliance schedule violation, DMR violations, DMR parameter violations or a single event violation will be removed.

8.25 STATE NPDES FINAL ORDER VIOLATION LINKAGE MAPPING AND RULES

8.25.1 State NPDES Final Order Violation Linkage Mapping

| XML Tag Name | PCS Counterpart | PCS Code Table | ICIS Code Table | ICIS Column | Comments |
|-----------------------------|-----------------|----------------|-----------------|---|---|
| EnforcementActionIdentifier | N/A | | | icis_enforcement.enf_identifier | PCS uses a docket number. ICIS uses a unique ID for an enforcement action and the format is SS-xxxxxxxxxxxxxxxxxxxx where SS is the state code and xxxxxxxxxxxxxxxxxxxx is a unique alphanumeric string between 1 and 17 characters long for an enforcement action that exists in ICIS. |
| FinalOrderIdentifier | N/A | | | icis_enf_conclusion.enf_conclusion_nمبر | |
| PermitIdentifier | NPID | | | icis_facility_interest.pgm_sys_id | Must have postal code as the first 2 characters. Same postal codes as PCS except for Gulf of Mexico permits: GE is to be used by Region 4 and GM is to be used by Region 6. The Linked NPDES ID for the Facility Interest of the Formal Enforcement Action must exist in ICIS and must have a Program System Acronym of "NPDES". |

| XML Tag Name | PCS Counterpart | PCS Code Table | ICIS Code Table | ICIS Column | Comments |
|----------------------------|---------------------------------------|----------------|-------------------------|--|--|
| NarrativeConditionNumber | N/A | | | Icis_perm_narrative_condition.narrative_condition_nmbr | Number between 000 and 999. |
| NarrativeConditionCode | N/A | | Ref_narrative_condition | Icis_perm_narrative_condition.narrative_condition_code | |
| ComplianceScheduleNumber | CSCH | | | icis_comp_schedule.comp_schedule_nmbr | Number between 000 and 999. |
| ScheduleEventCode | Compliance Schedule Event Code (EVNT) | 020 | Ref_schedule_event | Icis_perm_schedule_event.schedule_event_code | Same as PCS but many duplicate codes have been reassigned to one code. |
| ScheduleDate | Compliance Schedule Date (DTSC) | | | Icis_perm_schedule_event.schedule_date | Same as PCS but the format for ICIS is ccyy-mm-dd. When adding a linkage to a final order, this date must be on or before the final order's issued or entered date. |
| PermittedFeatureIdentifier | Discharge Number (VDSC) | | | Icis_perm_feature.perm_feature_nmbr | Same as PCS but allows 3 to 4 characters instead of just 3 and 3 characters do not require padding of zeroes or spaces on the left or right to make it 4 characters. One physical outfall should only have one PermittedFeatureIdentifier in ICIS with variations of that outfall's limit requirements assigned to their own unique LimitSetDesignators. |
| LimitSetDesignator | Report Designator (VDRD) | | | Icis_limit_set.limit_set_designator | Same as PCS but allows to 1 to 2 characters instead of just 1 and 1 character does not require padding of zeroes or spaces on the left or right to make it 2 characters. |
| MonitoringPeriodEndDate | Monitoring Period End Date (MVDT) | | | Icis_dmr_event.monitoring_period_end_date | Same as PCS but the format for ICIS is ccyy-mm-dd. When adding a linkage to a final order, this date |

| XML Tag Name | PCS Counterpart | PCS Code Table | ICIS Code Table | ICIS Column | Comments |
|-------------------------------|------------------------------------|----------------|-------------------------|--|---|
| | | | | | must be on or before the final order's issued or entered date. |
| ParameterCode | Parameter Code (VPRM) | 160 | Ref_parameter | Icis_limit.parameter_code | Same as PCS but a few duplicate codes have been reassigned to one code and unit + parameter groupings have been revised. |
| MonitoringSiteDescriptionCode | Monitoring Location Code (VMLO) | 80 | Ref_monitoring_location | Icis_limit.monitoring_location_code | Same as PCS except special characters (not A-Z or 0-9) in PCS are now 2 character codes in ICIS. |
| LimitSeasonNumber | Season (SEAN) | | | Icis_limit.limit_season_id | Same as PCS except must be a whole number between -1 and 12. If -1 is present, ICIS will default with the limit's season ID. |
| SingleEventViolationCode | Single Event Violation Code (SVCD) | 550 | Ref_violation | icis_npdes_violation.violation_code | Same as PCS but many duplicate codes have been reassigned to one code. |
| SingleEventViolationDate | Single Event Violation Date (SVDT) | | | icis_npdes_violation.single_event_violation_date | Same as PCS but the format for ICIS is ccyy-mm-dd. When adding a linkage to a final order, this date must be on or before the final order's issued or entered date. |

8.25.2 Rules for Parsing State NPDES Submitted Final Order Violation Linkage XML Files

A summary of rules for processing final order violation linkage data is provided in this section. Detailed explanations of these rules with examples can be found in the ICIS EA and FO Violation Linkage Technical Specification document.

OVERALL

- ICIS reference tables have codes that are either Active or Inactive. Inactive codes were migrated from legacy data but the code is not being used anymore and cannot be selected when adding a new code or changing an existing code in ICIS. Active codes

were both migrated from legacy data and newly created codes for ICIS and can be selected when adding a new code or changing an existing code in ICIS.

- Mass Deletes are applied first and Replaces are applied last.
- An enforcement action must have an enforcement action type code assigned to a state action (enf_typ_code is assigned a epa_state_filter_flag of “S” or “B” in the ref_enf_type table) and have an achieved date in ICIS before violations for the permit schedule, compliance schedule, DMR, DMR parameter or single event violation(s) can be linked to it.
- A final order can only be linked to all violations for a permit schedule, a compliance schedule, a DMR, a DMR parameter or a single event violation, one at a time.
- Refer to the *ICIS-NPDES Example XML Instance Document* for specific instructions on generating XML files, the ICIS-NPDES XML Data Exchange Template for formatting and characteristic details on the XML tags, and Chapter 9 of this document for batch error messages.

REPLACE

- Any replace transaction for a Final Order Violation Linkage that does not already exist in ICIS will have a new linkages established.
- Any replace transaction for a Final Order Violation Linkage that already exists in ICIS will be ignored.
- Linkages between the final order and violations for the permit schedule, compliance schedule, DMR, DMR parameter or single event violation(s) will also be added to the final order’s enforcement action.

MASS DELETE

- If a Mass Delete transaction for a Final Order Violation Linkage record has non-mandatory tags along with the EnforcementActionIdentifier tag they will be ignored.
- Mass Delete of a Final Order Violation Linkage record will result in the removal of any linkages between enforcement actions with all of its final orders, and violations for the permit schedule, compliance schedule, DMR, DMR parameter or single event violation(s).
- The linkage(s) between the final order and a permit schedule violation, a compliance schedule violation, DMR violations, DMR parameter violations or a single event violation will be removed. Linkages between the final order’s enforcement action and violations will remain in place.

8.26 COMPLIANCE SCHEDULE MAPPING AND RULES

8.26.1 Compliance Schedule Mapping

| XML Tag Name | PCS Counterpart | PCS Code Table | ICIS Code Table | ICIS Column | Comments |
|-----------------------------|---------------------------------------|----------------|--------------------|---|--|
| EnforcementActionIdentifier | N/A | | | icis_enforcement.enf_identifier | PCS uses a docket number. ICIS uses a unique ID for an enforcement action and the format is SS-xxxxxxxxxxxxxxxxxxx where SS is the state code and xxxxxxxxxxxxxxxxxxxx is a unique alphanumeric string between 1 and 17 characters long for an enforcement action that exists in ICIS. |
| FinalOrderIdentifier | N/A | | | icis_enf_conclusion.enf_conclusion_nmbr | |
| PermitIdentifier | Permit Number (NPID) | | | Icis_permit.external_permit_nmbr | Must have postal code as the first 2 characters. Same postal codes as PCS except for Gulf of Mexico permits: GE is to be used by Region 4 and GM is to be used by Region 6. |
| ComplianceScheduleNumber | CSCH | 175 | | icis_comp_schedule.comp_schedule_nmbr | Number between 000 and 999. |
| ComplianceScheduleComments | N/A | | | icis_comp_schedule.compliance_schedule_comment_text | |
| ScheduleDescriptorCode | N/A | | | icis_comp_schedule.compliance_schedule_comment_text | |
| ScheduleEventCode | Compliance Schedule Event Code (EVNT) | 020 | Ref_schedule_event | Icis_comp_schedule_event.schedule_event_code | Same as PCS but many duplicate codes have been reassigned to one code. |
| ScheduleDate | Compliance Schedule Date (DTSC) | | | Icis_comp_schedule_event.schedule_date | Same as PCS but the format for ICIS is ccyy-mm-dd. |

| XML Tag Name | PCS Counterpart | PCS Code Table | ICIS Code Table | ICIS Column | Comments |
|---------------------------------|--------------------------------------|----------------|-----------------|---|---|
| ScheduleReportReceivedDate | Schedule Report Received Date (DTRC) | | | Icis_comp_schedule_event.report_received_date | Same as PCS but the format for ICIS is ccyy-mm-dd. |
| ScheduleActualDate | Schedule Achieved Date (DTAC) | | | Icis_comp_schedule_event.actual_date | Same as PCS but the format for ICIS is ccyy-mm-dd. |
| ScheduleProjectedDate | N/A | | | Icis_comp_schedule_event.projected_date | Format for ICIS is ccyy-mm-dd. |
| ScheduleUserDefinedDataElement1 | Regional Data Element 1 (RDC1) | | | Icis_comp_schedule_event.udf1 | Same as PCS. |
| ScheduleUserDefinedDataElement2 | Regional Data Element 2 (RDC2) | | | Icis_comp_schedule_event.udf2 | Same as PCS. |
| ScheduleEventComments | Compliance Schedule Comments (COMM) | | | Icis_comp_schedule_event.comment_text | Same as PCS. |
| ComplianceSchedulePenaltyAmount | N/A | | | icis_comp_schedule_event.event_amount | Can only be entered when ScheduleEventCode contains CS001, CS002, CS003 or CS033. |

8.26.2 Rules for Parsing State Submitted Compliance Schedule XML Files

A summary of rules for processing compliance schedule data is provided in this section. Detailed explanations of these rules with examples can be found in the ICIS Compliance Schedule Technical Specification document.

OVERALL

- ICIS reference tables have codes that are either Active or Inactive. Inactive codes were migrated from legacy data but the code is not being used anymore and cannot be selected when adding a new code in ICIS. Active codes were both migrated from legacy data and newly created codes for ICIS and can be selected when adding a new code in ICIS.
- Mass Deletes are applied first and Replaces are applied last.

- Refer to the *ICIS-NPDES Example XML Instance Document* for specific instructions on generating XML files, the ICIS-NPDES XML Data Exchange Template for formatting and characteristic details on the XML tags, and Chapter 9 of this document for batch error messages.

REPLACE

- Any replace transaction for a compliance schedule that does not already exist in ICIS will be treated as a New transaction using the data provided in the tags of the replace transaction to create a new compliance schedule record. If there are compliance schedule events in the transaction, new compliance schedule event records will be created for the Final Order indicated.
- Any replace transaction for a compliance schedule that already exists in ICIS will have only the tags that are present saved to their corresponding fields in ICIS. Compliance schedule events in the transaction they will be treated as multi-value tags. Multi-value tags must have all possible values submitted for them (e.g., all Compliance Schedule Events) instead of the one that changed in order to avoid removing values unnecessarily (refer to Section 3.5.4.1 for details on multi-value tags)
- If an asterisk is used in a tag for a non-mandatory field in ICIS it will be blanked out.

MASS DELETES

- If a Mass Delete transaction for a Compliance Schedule has any optional data tags along with the EnforcementActionIdentifier, FinalOrderIdentifier, PermitIdentifier, ComplianceScheduleNumber, ScheduleEventCode and ScheduleDate tags, those optional tags will be ignored.
- Mass Delete of a Compliance Schedule will result in the removal of all Schedule Events for the compliance schedule.

8.27 SCHEDULE EVENT VIOLATION MAPPING AND RULES

8.27.1 Schedule Event Violation Mapping

| XML Tag Name | PCS Counterpart | PCS Code Table | ICIS Code Table | ICIS Column | Comments |
|--------------------------------------|---------------------------------------|----------------|-------------------------|--|---|
| PermitIdentifier | Permit Number (NPID) | | | Icis_permit.external_permit_nmbr | Must have postal code as the first 2 characters. Same postal codes as PCS except for Gulf of Mexico permits: GE is used by Region 4 and GM is used by Region 6. |
| NarrativeConditionNumber | N/A | | | Icis_perm_narrative_condition.narrative_condition_nmbr | Number between 000 and 999. |
| NarrativeConditionCode | N/A | | Ref_narrative_condition | Icis_perm_narrative_condition.narrative_condition_code | |
| EnforcementActionIdentifier | N/A | | | icis_enforcement.enf_identifier | PCS uses a docket number. ICIS uses a unique ID for an enforcement action and the format is SS-xxxxxxxxxxxxxxxxxx where SS is the state code and xxxxxxxxxxxxxxxxxxxx is a unique alphanumeric string between 1 and 17 characters long for an enforcement action that exists in ICIS. |
| FinalOrderIdentifier | N/A | | | icis_enf_conclusion.enf_conclusion_nmbr | |
| ComplianceScheduleNumber | CSCH | 175 | | icis_comp_schedule.comp_schedule_nmbr | Number between 000 and 999. |
| ScheduleEventCode | Compliance Schedule Event Code (CVEV) | 020 | Ref_schedule_event | Icis_perm_schedule_event.schedule_event_code | Same as PCS but many duplicate codes have been reassigned to one code. |
| ScheduleDate | Compliance Schedule Date (CVDT) | | | Icis_perm_schedule_event.schedule_date | Same as PCS but the format for ICIS is ccyy-mm-dd. |
| ScheduleViolationCode | Schedule Violation Code (CVIO) | 480 | Ref_violation | icis_npdes_violation.violation_code | Same as PCS but many duplicate codes have been reassigned to one code. |
| ReportableNonComplianceDetectionCode | RNC Detection Code (SNCC) | 195 | Ref_rnc_detection | icis_npdes_violation.rnc_detection_code | Same as PCS but codes may have been added, changed or removed. |

| XML Tag Name | PCS Counterpart | PCS Code Table | ICIS Code Table | ICIS Column | Comments |
|---------------------------------------|----------------------------|----------------|--------------------|--|---|
| | | | | | Code must have rnc_detection_code_entry_flag = M in the REF_RNC_DETECTION table. |
| ReportableNonComplianceDetectionDate | RNC Detection Date (SNDC) | | | icis_npdes_violation.rnc_detection_date | Same as PCS but the format for ICIS is ccyy-mm-dd. Must be between the single event violation date and the submission date. |
| ReportableNonComplianceResolutionCode | RNC Resolution Code (SRCC) | 390 | Ref_rnc_resolution | icis_npdes_violation.rnc_resolution_code | Same as PCS but codes may have been added, changed or removed. Code must have rnc_resolution_code_entry = Manual) in the REF_RNC_RESOLUTION table |
| ReportableNonComplianceResolutionDate | RNC Resolution Date (SRDC) | | | icis_npdes_violation.rnc_resolution_date | Same as PCS but the format for ICIS is ccyy-mm-dd. |

8.27.2 Rules for Parsing State Submitted Schedule Event Violation XML Files

A summary of rules for processing narrative condition (permit) schedule and compliance schedule event violation data is provided in this section. Detailed explanations of these rules with examples can be found in the ICIS Batch DMR and Schedule Event Violation Technical Specification document.

OVERALL

- ICIS reference tables have codes that are either Active or Inactive. Inactive codes were migrated from legacy data but the code is not being used anymore and cannot be selected when adding a new code or changing an existing code in ICIS. Active codes were both migrated from legacy data and newly created codes for ICIS and can be selected when adding a new code or changing an existing code in ICIS.
- All Compliance Schedule Violations must have EnforcementActionIdentifier, FinalOrderPenalty, PermitIdentifier, ComplianceScheduleNumber, ScheduleEventCode, ScheduleDate and ScheduleViolationCode tags.

- All Narrative Condition (Permit) Schedule Violations must have PermitIdentifier, NarrativeConditionNumber, ScheduleEventCode, ScheduleDate and ScheduleViolationCode tags.
- Refer to the *ICIS-NPDES Example XML Instance Document* for specific instructions on generating XML files, the ICIS-NPDES XML Data Exchange Template for formatting and characteristic details on the XML tags, and Chapter 9 of this document for batch error messages.

CHANGES

- Any tags that are present in a Change transaction will be saved to their corresponding fields in ICIS.
- One asterisk may be used in a tag to blank out that field in ICIS.
- One or more optional tags must be present.
- Users can edit the RNC Resolution Code and the RNC Resolution Date, but cannot edit the RNC Detection Code or RNC Detection Date.
- The RNC Resolution Code must be valid (i.e. Active), must be a manual code (rnc_resolution_code_entry = Manual) or must be the automatic code of 1 (NC - Unresolved RNC), and cannot = A (NC - Manual Unresolved RNC) in the REF_RNC_RESOLUTION table.
- If RNC Resolution Code does not equal 1 (NC - Unresolved RNC), then RNC Resolution Date must be between the RNC Detection Date and the current date.

8.28 SINGLE EVENT VIOLATION MAPPING AND RULES

8.28.1 Single Event Violation Mapping

| XML Tag Name | PCS Counterpart | PCS Code Table | ICIS Code Table | ICIS Column | Comments |
|------------------|----------------------|----------------|-----------------|----------------------------------|---|
| PermitIdentifier | Permit Number (NPID) | | | Icis_permit.external_permit_nmbr | Must have postal code as the first 2 characters. Same postal codes as PCS except for Gulf of Mexico permits: GE is to be used by Region 4 and GM is to be used by Region 6. |

| XML Tag Name | PCS Counterpart | PCS Code Table | ICIS Code Table | ICIS Column | Comments |
|---------------------------------------|------------------------------------|----------------|--------------------|--|---|
| SingleEventViolationCode | N/A | 550 | Ref_violation | icis_npdes_violation.violation_code | Same as PCS but many duplicate codes have been reassigned to one code. |
| SingleEventViolationDate | Single Event Violation Date (SVDT) | | | icis_npdes_violation.single_event_violation_date | Same as PCS but the format for ICIS is ccyy-mm-dd. Must be between the permit's effective date and the submission date. |
| SingleEventViolationStartDate | Single Event Violation Date (SVDT) | | | icis_npdes_violation.single_event_begin_date | Same as PCS but the format for ICIS is ccyy-mm-dd. Must be between the single event violation date and the submission date. |
| SingleEventViolationEndDate | Regional Data Element 2 (RDS2) | | | icis_npdes_violation.single_event_end_date | Must be between the single event violation start date and the submission date. |
| ReportableNonComplianceDetectionCode | RNC Detection Code (SNCS) | 195 | Ref_rnc_detection | icis_npdes_violation.rnc_detection_code | Same as PCS but codes may have been added, changed or removed. Code must have rnc_detection_code_entry_flag = M in the REF_RNC_DETECTION table. |
| ReportableNonComplianceDetectionDate | RNC Detection Date (SNDS) | | | icis_npdes_violation.rnc_detection_date | Same as PCS but the format for ICIS is ccyy-mm-dd. Must be between the single event violation date and the submission date. |
| ReportableNonComplianceResolutionCode | RNC Resolution Code (SRCS) | 390 | Ref_rnc_resolution | icis_npdes_violation.rnc_resolution_code | Same as PCS but codes may have been added, changed or removed. Code must have rnc_resolution_code_entry = Manual) in the REF_RNC_RESOLUTION table |
| ReportableNonComplianceResolutionDate | RNC Resolution Date (SRDS) | | | icis_npdes_violation.rnc_resolution_date | Same as PCS but the format for ICIS is ccyy-mm-dd. |
| SingleEventUserDefinedField1 | Regional Data Element 1 (RDS1) | | | icis_npdes_violation.single_event_violation_udf1 | |

| XML Tag Name | PCS Counterpart | PCS Code Table | ICIS Code Table | ICIS Column | Comments |
|-------------------------------|--------------------------------|----------------|-----------------|---|----------|
| SingleEventUserDefinedField 2 | Regional Data Element 2 (RDS2) | | | icis_npdes_violation.single_event_violation_udf2 | |
| SingleEventUserDefinedField 3 | N/A | | | icis_npdes_violation.single_event_violation_udf3 | |
| SingleEventUserDefinedField 4 | N/A | | | icis_npdes_violation.single_event_violation_udf4 | |
| SingleEventUserDefinedField 5 | N/A | | | icis_npdes_violation.single_event_violation_udf5 | |
| SingleEventCommentText | N/A | | | icis_npdes_violation.single_event_violation_comment | |

8.28.2 Rules for Parsing State Submitted Single Event Violation XML Files

A summary of rules for processing single event violation data is provided in this section. Detailed explanations of these rules with examples can be found in the ICIS Single Event Technical Specification document.

OVERALL

- ICIS reference tables have codes that are either Active or Inactive. Inactive codes were migrated from legacy data but the code is not being used anymore and cannot be selected when adding a new code in ICIS. Active codes were both migrated from legacy data and newly created codes for ICIS and can be selected when adding a new code in ICIS.
- Mass Deletes are applied first and Replaces are applied last.
- Refer to the *Single Event Violation Technical Specification* document for rules regarding the usage of RNC detection data in combination with RNC resolution data.
- Refer to the *ICIS-NPDES Example XML Instance Document* for specific instructions on generating XML files, the ICIS-NPDES XML Data Exchange Template for formatting and characteristic details on the XML tags, and Chapter 9 of this document for batch error messages.

REPLACE

- Master General Permits and pending permits cannot have Single Event Violations in ICIS.
- Any replace transaction for a Single Event Violation that does not already exist in ICIS will be treated as a New transaction using the data provided in the tags of the replace transaction to create a single event violation record.
- Any replace transaction for a Single Event Violation that already exists in ICIS will have only the tags that are present saved to their corresponding fields in ICIS.
- If an asterisk is used in a tag to blank out a non-mandatory field in ICIS it will be ignored.

MASS DELETES

- If a Mass Delete transaction for a Single Event Violation has any optional data tags along with the PermitIdentifier, SingleEventViolationCode and SingleEventViolationDate tags, those optional tags will be ignored.
- Mass Delete of a Single Event Violation will result in the removal of the violation and any links to inspections or enforcement actions.

8.29 COPY MASTER GENERAL PERMIT LIMIT SET TO GENERAL PERMIT COVERED FACILITY MAPPING AND RULES

8.29.1 Copy Master General Permit Limit Set to General Permit Covered Facility Mapping

| XML Tag Name | PCS Counterpart | PCS Code Table | ICIS Code Table | ICIS Column | Comments |
|----------------------------|-------------------------|----------------|-----------------|-------------------------------------|---|
| PermitIdentifier | Permit Number (NPID) | | | Icis_permit.external_permit_nmbr | Must have postal code as the first 2 characters. Same postal codes as PCS except for Gulf of Mexico permits: GE is to be used by Region 4 and GM is to be used by Region 6. |
| PermittedFeatureIdentifier | Discharge Number (DSCH) | | | Icis_perm_feature.perm_feature_nmbr | Same as PCS but allows 3 to 4 characters instead of just 3 and 3 characters do not require padding of zeroes or spaces on the left or right to make it 4 characters. One physical |

| XML Tag Name | PCS Counterpart | PCS Code Table | ICIS Code Table | ICIS Column | Comments |
|---|----------------------------------|----------------|----------------------------|---|--|
| | | | | | outfall should only have one PermittedFeatureIdentifier in ICIS with variations of that outfall's limit requirements assigned to their own unique LimitSetDesignators. |
| LimitSetDesignator | Report Designator (DRID) | | | icis_limit_set.limit_set_designator | Same as PCS but allows to 1 to 2 characters instead of just 1 and 1 character does not require padding of zeroes or spaces on the left or right to make it 2 characters. |
| PermittedFeatureTypeCode | Outfall Type (OUTT) | 780 | Ref_permitted_feature_type | icis_perm_feature.perm_feature_type_code | Same as PCS but codes may have been added, changed or removed. |
| PermittedFeatureCharacteristics | Type of Waste (WAST) | 220 | Ref_characteristic | xref_perm_feature_character.characteristic_code | Same as PCS but codes may have been added, changed or removed. |
| PermittedFeatureDescription | Pipe Description (PIPE) | | | icis_perm_feature.perm_feature_text | Same as PCS. |
| PermittedFeatureStateWaterBodyName | Receiving Waters (RWAT) | | | icis_perm_feature.state_water_body_name | Same as PCS. |
| PermittedFeatureUserDefinedDataElement1 | Regional Pipe Indicator 1 (RDP1) | | | icis_perm_feature.udf1 | Same as PCS. |
| PermittedFeatureUserDefinedDataElement2 | Regional Pipe Indicator 2 (RDP2) | | | icis_perm_feature.udf2 | Same as PCS. |
| LatitudeMeasure | Pipe Latitude (PLAT) | | | icis_perm_feature_coord.latitude_measure | PCS uses fixed format of hemisphere (+ or -), degrees, minutes, seconds, and tenths of a second (HDDMMSST). ICIS stores decimal degrees and if Latitude is not blank, Longitude must not be blank. Use the following formula to convert to decimal degrees: Decimal Degrees value = HD.A A = [(M + S.T/60)/60] |

| XML Tag Name | PCS Counterpart | PCS Code Table | ICIS Code Table | ICIS Column | Comments |
|--------------------------------|--|----------------|-------------------------------|--|--|
| | | | | | where A = the decimal part of the number D = degrees M = minutes S = seconds T = tenths of a second |
| LongitudeMeasure | Pipe Longitude (PLON) | | | icis_perm_feature_coord.longitude_measure | PCS uses fixed format of hemisphere (+ or -), degrees, minutes, seconds, and tenths of a second (HDDMMSSST). ICIS stores decimal degrees and if Latitude is not blank, Longitude must not be blank. Use the following formula to convert to decimal degrees: Decimal Degrees value = HD.A $A = [(M + S.T/60)/60]$ where A = the decimal part of the number D = degrees M = minutes S = seconds T = tenths of a second |
| HorizontalAccuracyMeasure | Pipe Lat/Lon Accuracy Code (PLLC) | 470 | | icis_perm_feature_coord.horizontal_accuracy_measure | Free format in ICIS |
| GeometricTypeCode | N/A | | Ref_geometric_type | icis_perm_feature_coord.geometric_type_code | |
| HorizontalCollectionMethodCode | Pipe Lat/Lon Method of Collection (PLLM) | 471 | Ref_horizontal_collect_method | icis_perm_feature_coord.horizontal_collect_method_code | Same as PCS but codes may have been added, changed or removed. |
| HorizontalReferenceDatumCode | Pipe Lat/Lon Datum (PLLT) | 472 | Ref_horizontal_ref_datum | icis_perm_feature_coord.horizontal_ref_datum_code | Same as PCS but codes may have been added, changed or removed. |

| XML Tag Name | PCS Counterpart | PCS Code Table | ICIS Code Table | ICIS Column | Comments |
|-------------------------|--|----------------|---------------------|---|--|
| ReferencePointCode | Pipe Lat/Lon Description (PLLD) | 475 | Ref_reference_point | icis_perm_feature_coord.reference_point_code | Same as PCS but codes may have been added, changed or removed. |
| SourceMapScaleNumber | Pipe Lat/Lon Scale (PLLS) | 473 | | icis_perm_feature_coord.source_map_scale_nmbr | Free format in ICIS |
| LimitSetNameText | Pipe Description (PIPE) | | | icis_limit_set.limit_set_name | Same as PCS. |
| DMRPrePrintCommentsText | Pipe Comments 1 – 9 (PIC1, PIC2, PIC3, PIC4, PIC5, PIC6, PIC7, PIC8, PIC9) | | | icis_limit_set.dmr_comment_text | Same as PCS but concatenated together into one field. |
| LimitSetStatusIndicator | N/A | | | icis_limit_set_status.limit_set_status_id | If LimitSetStatusIndicator is present, LimitSetStatusStartdate must be present and vice versa. |
| LimitSetStatusStartdate | N/A | | | icis_limit_set_status.status_begin_date | This date must be on or before the date the batch is processed. If LimitSetStatusIndicator is present, LimitSetStatusStartdate must be present and vice versa. For unscheduled limit sets, this date must be: * on or after the permit's effective date * on or before the permit's expiration date * on or before the date the batch is processed. |
| LimitSetReasonText | N/A | | | icis_limit_set_status.status_change_reason_text | If this tag is present the LimitSetStatusIndicator and LimitSetStatusStartdate tags must also be present. |

| XML Tag Name | PCS Counterpart | PCS Code Table | ICIS Code Table | ICIS Column | Comments |
|-----------------------------------|-----------------------------------|----------------|-----------------------|---|---|
| NumberUnitsReportPeriodInteger | Units in Reporting Period (NRPU) | | | icis_limit_set_schedule.nmbr_of_report | Must be a whole number between 1 and 60. |
| NumberSubmissionUnitsInteger | Units in Submission Period (NSUS) | | | icis_limit_set_schedule.nmbr_of_submission | Must be a whole number between 1 and 60 that is either greater than or equal to NumberUnitsReportPeriodInteger. It also must be evenly divisible by NumberUnitsReportPeriodInteger. |
| InitialMonitoringDate | Initial Report Date (STRP) | | | icis_limit_set_schedule.initial_monitoring_date | Same as PCS. Must be on or before the permit's expiration date if it exists. For a scheduled limit set, the earliest InitialMonitoringDate must be the same as the earliest LimitSetStatusStartDate. |
| InitialDMRDueDate | Initial Submission Date (STSS) | | | icis_limit_set_schedule.initial_dmr_due_date | Same as PCS. Must be after the calculated initial monitoring period end date. |
| LimitSetModificationTypeCode | N/A | | Ref_modification_type | icis_limit_set.modification_type_code | If LimitSetModificationTypeCode is present, LimitSetModificationEffectiveDate must be present and vice versa. |
| LimitSetModificationEffectiveDate | N/A | | | icis_limit_set.modification_effective_date | Must be: * on or after the permit's issuance date * on or before the permit's expiration date. If LimitSetModificationTypeCode is present, LimitSetModificationEffectiveDate must be present and vice versa. |

8.29.2 Rules for Parsing Copy Master General Permit Limit Set to General Permit Covered Facility XML Files

A summary of rules for processing the copying of limit sets from a Master General Permit to a General Permit Covered Facility is provided in this section. Detailed explanations of these rules with examples can be found in the ICIS Copy Master General Permit Technical Specification document.

OVERALL

- This transaction is used by EPA's NPDES electronic Notice of Intent (eNOI) tool to populate a General Permit Covered Facility (GPCF) record that exists in ICIS record with limits from a Master General Permit (MGP) record that exists in ICIS. It may be used by state eNOI systems as well.
- The source MGP Permit and the target GPCF must not have a reissuance in progress
- Refer to the *ICIS-NPDES Example XML Instance Document* for specific instructions on generating XML files, the ICIS-NPDES XML Data Exchange Template for formatting and characteristic details on the XML tags, and Chapter 9 of this document for batch error messages.

NEW

- A New Copy MGP Limit Set transaction copies Permitted Feature, Limit Set, and Limit data from one *source* Master General Permit (MGP) in ICIS to a *target* General Permit Covered Facility (GPCF) that exists in ICIS by creating new limit sets with limits. It does not overwrite or change existing limit sets or their limits.
- A permitted feature will be created if the GPCF does not already have it, otherwise the permitted feature will not be touched, nor will its limit set and limit. The existing permitted feature must be updated by a Change or Replace Permitted Feature transaction instead.
- All Limit Set Schedule XML data elements must be submitted as part of Copy MGP Limit Set transactions.
- If an asterisk is used in a tag to blank out a non-mandatory field in ICIS it will be ignored.

9 ERROR MESSAGES

9.1 ICIS-NPDES BATCH ERROR MESSAGES

This section lists error messages generated by ICIS-NPDES Batch when an error is encountered. The first subsection lists error messages encountered during the processing of DMR submittals. Future subsections will be added for the other ICIS data families when Full Batch development occurs.

9.1.1 DMR Batch Error Messages

The table below lists error messages that are generated when ICIS-NPDES Batch cannot process a DMR transaction, what caused the error, how the error affected the transaction, and the key fields of the transaction that had the error.

| Error/Warning Code | Error/Warning Message | Reason for Error | Result of Error or Warning | Key Fields of Record Affected |
|--------------------|--|---|-------------------------------|---|
| DMR010 | Transaction Type <value> is not valid for DMRs. | Transaction Type must be valid for DMRs. Valid Transaction Types are R (Replace), C (Change), and X (Mass Delete). | Reject entire DMR transaction | PermitIdentifier PermittedFeatureIdentifier LimitSetDesignator MonitoringPeriodEndDate |
| DMR020 | User <user id> does not have privileges to perform a <transaction type> DMR transaction. | User must have privileges to perform the transaction. Note: ICIS does not have Batch-specific privileges. The privileges for Batch and Web access are the same. | Reject entire DMR transaction | PermitIdentifier PermittedFeatureIdentifier LimitSetDesignator MonitoringPeriodEndDate |
| DMR030 | A DMR Form does not exist and cannot be created for the key data entered. | If Limit Set Type for the submitted DMR equals Scheduled, a DMR Form with values matching Permit Identifier, PF ID, LSD, and MPED must already exist in ICIS. | Reject entire DMR transaction | PermitIdentifier PermittedFeatureIdentifier LimitSetDesignator MonitoringPeriodEndDate |

| Error/Warning Code | Error/Warning Message | Reason for Error | Result of Error or Warning | Key Fields of Record Affected |
|--------------------|--|---|-------------------------------|---|
| DMR045 | The DMR only contains key data and no other data for processing. | If the DMR contains only key data and no other data, ICIS rejects the DMR. | Reject entire DMR transaction | PermitIdentifier PermittedFeatureIdentifier LimitSetDesignator MonitoringPeriodEndDate |
| DMR047 | All parameters cannot be blanked out because the DMR Form is linked to a Program Report or has Auxiliary Data. | All parameters for a DMR Form cannot be blanked out if the DMR Form is linked to a Program Report or has Auxiliary Data. | Reject entire DMR transaction | PermitIdentifier PermittedFeatureIdentifier LimitSetDesignator MonitoringPeriodEndDate |
| DMR050 | Form NODI cannot be entered because at least one DMR Value exists for the DMR Form. | In a Change DMR XML transaction, if Form NODI data (DMR No Discharge Indicator, DMR No Discharge Received Date) are submitted, no received DMR Values may exist for the Form. | Reject entire Form | PermitIdentifier PermittedFeatureIdentifier LimitSetDesignator MonitoringPeriodEndDate |
| DMR060 | DMR No Discharge Indicator <value> does not exist in the ICIS reference table. | Form NODI Code must be a valid (i.e., Active) code in the REF_NODI table. | Reject entire Form | PermitIdentifier PermittedFeatureIdentifier LimitSetDesignator MonitoringPeriodEndDate |
| DMR070 | DMR No Discharge Received Date <date> entered must be less than or equal to the current date. | Form NODI Received Date must be less than or equal to the current date. | Reject entire Form | PermitIdentifier PermittedFeatureIdentifier LimitSetDesignator MonitoringPeriodEndDate |
| DMR073 | An asterisk (*) cannot be entered for DMR No Discharge Received Date because at least one DMR Value exists for the DMR Form. | All Received Dates on a DMR Form cannot be blanked out if any received values exist for the DMR Form. | Reject entire Form | PermitIdentifier PermittedFeatureIdentifier LimitSetDesignator MonitoringPeriodEndDate |

| Error/Warning Code | Error/Warning Message | Reason for Error | Result of Error or Warning | Key Fields of Record Affected |
|--------------------|--|--|----------------------------|---|
| DMR076 | 1) DMR No Discharge Received Date must be entered because DMR No Discharge Indicator has been entered. 2) DMR No Discharge Indicator must be entered because DMR No Discharge Received Date has been entered. | If Form NODI Code is entered, Form NODI Received Date must also be entered, and vice versa. | Reject entire Form | PermitIdentifier PermittedFeatureIdentifier LimitSetDesignator MonitoringPeriodEndDate |
| DMR080 | A Parameter does not exist that matches the data entered. | For each Parameter, the DMR Parameter Key (Parameter Code, Monitoring Location Code, Season ID) must exist in ICIS. Note: the Limit Season Number will be display as -1 if that was what was submitted. | Reject parameter | PermitIdentifier PermittedFeatureIdentifier LimitSetDesignator MonitoringPeriodEndDate ParameterCode MonitoringSiteDescription Code LimitSeasonNumber |
| DMR085 | Multiple matching Parameters exist that match the data entered. | For a Parameter, the DMR Parameter Key must be unique to one record. Note: the Limit Season Number will be display as -1 if that was what was submitted. | Reject parameter | PermitIdentifier PermittedFeatureIdentifier LimitSetDesignator MonitoringPeriodEndDate ParameterCode MonitoringSiteDescription Code LimitSeasonNumber |

| Error/Warning Code | Error/Warning Message | Reason for Error | Result of Error or Warning | Key Fields of Record Affected |
|--------------------|---|---|----------------------------|--|
| DMR090 | (Report Sample Type Text: <value>) or (Reporting Frequency Code: <value>) or Report Number of Excursions: <value>) cannot be entered unless valid data has been entered for at least one Numeric Condition Quantity or T has been entered for at least one Numeric Condition Qualifier for this parameter. In the message above, all XML tags that may have this error are listed in parentheses. Only the tags for which this error occurs will be included in the actual error message. | If any of the following are entered for a parameter: <ul style="list-style-type: none"> • Sample Type • Frequency of Analysis • Report Number of Excursions Then at least one DMR Value or T Qualifier must exist. | Reject parameter | PermitIdentifier PermittedFeatureIdentifier LimitSetDesignator MonitoringPeriodEndDate ParameterCode MonitoringSiteDescription Code LimitSeasonNumber |
| DMR100 | Reporting Frequency Code <value> entered does not exist in the ICIS reference table. | Frequency of Analysis code entered must be a valid (i.e., Active) code in the REF_FREQUENCY_OF_ANALYSIS table. | Reject parameter | PermitIdentifier PermittedFeatureIdentifier LimitSetDesignator MonitoringPeriodEndDate ParameterCode MonitoringSiteDescription Code LimitSeasonNumber |
| DMR110 | Report Sample Type Text <value> entered does not exist in the ICIS reference table. | Sample Type code entered must be a valid (i.e., Active) code in the REF_SAMPLE_TYPE table. | Reject parameter | PermitIdentifier PermittedFeatureIdentifier LimitSetDesignator MonitoringPeriodEndDate ParameterCode MonitoringSiteDescription Code LimitSeasonNumber |

| Error/Warning Code | Error/Warning Message | Reason for Error | Result of Error or Warning | Key Fields of Record Affected |
|--------------------|---|--|----------------------------|--|
| DMR120 | Numeric Report Code <value> has been entered more than one time for this parameter, and only one of each type of Numeric Report Code can be entered per unique parameter. | For each unique Parameter entered, only one of each Value Type can be entered (i.e., only one Q1, one Q2, one C1, one C2, and one C3) | Reject parameter | PermitIdentifier PermittedFeatureIdentifier LimitSetDesignator MonitoringPeriodEndDate ParameterCode MonitoringSiteDescription Code LimitSeasonNumber |
| DMR130 | Numeric Report Code <value> entered for this parameter is not defined in the permit as expected data so cannot be entered in this DMR. | For each unique Parameter Code entered, any Value Type (Q1-C3) entered must exist in the DMR Form (i.e., users cannot enter data for a parameter column that is not expected (defined in the permit with a corresponding limit that has a value or is req mon or opt mon)) | Reject parameter | PermitIdentifier PermittedFeatureIdentifier LimitSetDesignator MonitoringPeriodEndDate ParameterCode MonitoringSiteDescription Code LimitSeasonNumber |
| DMR140 | The following Numeric Report Received Date(s) must be less than or equal to the current date: value (column). For this error message, value and column will be listed for each column that has this error. | DMR Value Received Date must be less than or equal to the current date. | Reject parameter | PermitIdentifier PermittedFeatureIdentifier LimitSetDesignator MonitoringPeriodEndDate ParameterCode MonitoringSiteDescription Code LimitSeasonNumber |

| Error/Warning Code | Error/Warning Message | Reason for Error | Result of Error or Warning | Key Fields of Record Affected |
|--------------------|---|---|----------------------------|--|
| DMR150 | <p>The following Numeric Report Received Date(s) was entered but no Numeric Condition Quantity or Numeric Report No Discharge Indicator exists: value (column)</p> <p>For this error message, value and column will be listed for each column that has this error.</p> | For every DMR Value Received Date, there must be a corresponding Value/Adjusted Value or NODI unless the Qualifier for the column equals T. | Reject parameter | PermitIdentifier PermittedFeatureIdentifier LimitSetDesignator MonitoringPeriodEndDate ParameterCode MonitoringSiteDescription Code LimitSeasonNumber |
| DMR160 | <p>The following was entered but a Numeric Condition Quantity does not exist: <column>: (Numeric Condition Adjusted Quantity: <value>, Numeric Condition Qualifier: <value>).</p> <p>For this error message, "<column>" will be replaced by the column that is causing the problem (e.g., Q1). In the message above, all XML tags that may have this error are listed in parentheses. Only the tags for which this error occurs will be included in the actual error message.</p> | <p>If any of the following are entered for a Value Type:</p> <ul style="list-style-type: none"> Adjusted Value Unit Code Value Qualifier (except T or =) <p>Then a DMR Value must exist for that Value Type.</p> | Reject parameter | PermitIdentifier PermittedFeatureIdentifier LimitSetDesignator MonitoringPeriodEndDate ParameterCode MonitoringSiteDescription Code LimitSeasonNumber |

| Error/Warning Code | Error/Warning Message | Reason for Error | Result of Error or Warning | Key Fields of Record Affected |
|----------------------------|--|---|----------------------------|---|
| DMR105 DMR106 DMR107 | <p>DMR105: Quantity Numeric Report Unit Measure Code <value> exists, but no Quantity Numeric Report Quantity exists for the parameter.</p> <p>DMR106: Concentration Numeric Report Unit Measure Code <value> exists, but no Concentration Numeric Report Quantity exists for the parameter.</p> <p>DMR107: Quantity Numeric Report Unit Measure Code <value> exists, but no Quantity Numeric Report Quantity exists for the parameter. Concentration Numeric Report Unit Measure Code <value> exists, but no Concentration Numeric Report Quantity exists for the parameter.</p> | <p>A. If any Quantity Unit Code exists (i.e., Q1 Unit Code, Q2 Unit Code), at least one DMR Value must exist for Q1 or Q2.</p> <p>B. If any Concentration Unit Code exists (i.e., C1 Unit Code, C2 Unit Code, C3 Unit Code), at least one DMR Value must exist for C1, C2, or C3.</p> | Reject parameter | <p>PermitIdentifier PermittedFeatureIdentifier LimitSetDesignator MonitoringPeriodEndDate</p> <p>ParameterCode MonitoringSiteDescription Code LimitSeasonNumber</p> |
| DMR170 | <p>The following Numeric Condition Adjusted Quantity(ies) was entered but a Trade Partner does not exist for the Limit and so the data cannot be entered for this DMR parameter: value (column). For this error message, value and column will be listed for each column that has this error.</p> | Adjusted DMR Value can only be entered if a Trade Partner has been defined for the associated Limit (Parameter) on the Permit. | Reject parameter | <p>PermitIdentifier PermittedFeatureIdentifier LimitSetDesignator MonitoringPeriodEndDate</p> <p>ParameterCode MonitoringSiteDescription Code LimitSeasonNumber</p> |

| Error/Warning Code | Error/Warning Message | Reason for Error | Result of Error or Warning | Key Fields of Record Affected |
|--------------------|---|---|----------------------------|--|
| DMR180 | The following Numeric Condition Quantity(ies) is negative, so the Numeric Condition Qualifier cannot be Less than (<): value (column). For this error message, value and column will be listed for each column that has this error. | If DMR Value is negative the associated Value Qualifier cannot be Less Than (<). | Reject parameter | PermitIdentifier PermittedFeatureIdentifier LimitSetDesignator MonitoringPeriodEndDate ParameterCode MonitoringSiteDescription Code LimitSeasonNumber |
| DMR190 | When a Numeric Condition Qualifier T is entered the following cannot be entered: <column> (Numeric Condition Quantity: <value>, Numeric Condition Adjusted Quantity: <value>, Numeric Report No Discharge Indicator: <value>) For this error message, "<column>" will be replaced by the column that is causing the problem (e.g., 1). In the message above, all XML tags that may have this error are listed in parentheses. Only the tags for which this error occurs will be included in the actual error message. | If Value Qualifier = T, the following fields must be blank for that Value Type: DMR Value Adjusted DMR Value NODI | Reject parameter | PermitIdentifier PermittedFeatureIdentifier LimitSetDesignator MonitoringPeriodEndDate ParameterCode MonitoringSiteDescription Code LimitSeasonNumber |
| DMR200 | For Numeric Report Code(s) <value>, Numeric Condition Qualifier of T has been entered. The associated Limit's Unit Code does not have T listed as a valid qualifier. For this error message, value and column will be listed for each column that has this error. | If T is entered as the Value Qualifier then the Unit Code for the associated Limit for that Value Type must have T listed as a valid qualifier for the Unit Code in the REF_UNIT table. | Reject parameter | PermitIdentifier PermittedFeatureIdentifier LimitSetDesignator MonitoringPeriodEndDate ParameterCode MonitoringSiteDescription Code LimitSeasonNumber |

| Error/Warning Code | Error/Warning Message | Reason for Error | Result of Error or Warning | Key Fields of Record Affected |
|--------------------|--|---|----------------------------|--|
| DMR210 | 1) When T is entered as the Numeric Condition Qualifier, Numeric Report Code must be entered. 2) When T is entered as the Numeric Condition Qualifier, Numeric Report Received Date must be entered. | If Value Qualifier = T the following fields are required: Value Type Value Received Date. | Reject parameter | PermitIdentifier PermittedFeatureIdentifier LimitSetDesignator MonitoringPeriodEndDate ParameterCode MonitoringSiteDescription Code LimitSeasonNumber |
| DMR220 | Numeric Condition Quantity was entered but no Numeric Report Received Date exists for the following: value (column). For this error message, value and column will be listed for each column that has this error. | If a DMR Value is entered, DMR Value Received Date must exist for the specified Value Type. | Reject parameter | PermitIdentifier PermittedFeatureIdentifier LimitSetDesignator MonitoringPeriodEndDate ParameterCode MonitoringSiteDescription Code LimitSeasonNumber |
| DMR240 | Numeric Report No Discharge Indicator cannot be entered because no Numeric Report Received Date exists: value (columns). For this error message, value and column will be listed for each column that has this error. | If a Value NODI is entered, DMR Value Received Date must exist for the specified Value Type. | Reject parameter | PermitIdentifier PermittedFeatureIdentifier LimitSetDesignator MonitoringPeriodEndDate ParameterCode MonitoringSiteDescription Code LimitSeasonNumber |

| Error/Warning Code | Error/Warning Message | Reason for Error | Result of Error or Warning | Key Fields of Record Affected |
|--------------------|--|--|----------------------------|--|
| DMR250 | <p>When a Numeric Report No Discharge Indicator is entered the following cannot be entered: <column> (Numeric Condition Quantity: <value>, Numeric Condition Adjusted Quantity: <value>, Numeric Report No Discharge Indicator: <value>)</p> <p>For this error message, "<column>" will be replaced by the column that is causing the problem.</p> <p>In the message above, all XML tags that may have this error are listed in parentheses. Only the tags for which this error occurs will be included in the actual error message.</p> | <p>If Value NODI is entered, the following cannot exist for the specified Value Type:</p> <p>DMR Value Adjusted DMR Value Value Qualifier (except =)</p> | Reject parameter | PermitIdentifier PermittedFeatureIdentifier LimitSetDesignator MonitoringPeriodEndDate ParameterCode MonitoringSiteDescription Code LimitSeasonNumber |
| DMR260 | <p>Numeric Report No Discharge Indicator does not exist in the ICIS reference table for the following: value (column).</p> <p>For this error message, value and column will be listed for each column that has this error.</p> | Value NODI must be a valid (i.e., Active) code in the REF_NODI table. | Reject parameter | PermitIdentifier PermittedFeatureIdentifier LimitSetDesignator MonitoringPeriodEndDate ParameterCode MonitoringSiteDescription Code LimitSeasonNumber |
| DMR270 | <p>The following Numeric Report Unit Measure(s) must be included in the Unit Group for the parameter: value (column).</p> <p>For this error message, value and column will be listed for each column that has this error.</p> | Unit Code must be included in the Unit Group defined for the Parameter. | Reject parameter | PermitIdentifier PermittedFeatureIdentifier LimitSetDesignator MonitoringPeriodEndDate ParameterCode MonitoringSiteDescription Code LimitSeasonNumber |

| Error/Warning Code | Error/Warning Message | Reason for Error | Result of Error or Warning | Key Fields of Record Affected |
|--------------------|--|--|----------------------------|--|
| DMR300 | Warning: The following Numeric Condition Quantity(ies) has a Percent Exceedence greater than 500%: column. For this error message, value and column will be listed for each column that has this error. | If Percent Exceedence is greater than 500%, present a warning message to the user but save the data. | N/A | PermitIdentifier PermittedFeatureIdentifier LimitSetDesignator MonitoringPeriodEndDate ParameterCode MonitoringSiteDescription Code LimitSeasonNumber |
| DMR310 | Data cannot exist for the following unless a valid Numeric Report Received Date exists for this DMR: (list all data elements, by section). | Data cannot be entered for General DMR Info, Land Application, Surface Disposal, Co-Disposal, and Incinerator unless one valid DMR Received Date exists. | Reject auxiliary data | PermitIdentifier PermittedFeatureIdentifier LimitSetDesignator MonitoringPeriodEndDate |
| DMR320 | Signature Date <date> entered must be less than or equal to the current date. | DMR Authorized Signatory Date must be less than or equal to the current date. | Reject auxiliary data | PermitIdentifier PermittedFeatureIdentifier LimitSetDesignator MonitoringPeriodEndDate |
| DMR330 | Pollutant Met for Land Application <value> does not exist in the ICIS reference table. | Pollutant Met (Land Application) must be a valid (i.e., Active) code in the REF_POLLUTANT_TABLE table. | Reject auxiliary data | PermitIdentifier PermittedFeatureIdentifier LimitSetDesignator MonitoringPeriodEndDate |
| DMR340 | Crop Types Planted <value> does not exist in the ICIS reference table. | Crop Types Planted (Land Application) must be a valid (i.e., Active) code in the REF_CROP_TYPE table. | Reject auxiliary data | PermitIdentifier PermittedFeatureIdentifier LimitSetDesignator MonitoringPeriodEndDate |
| DMR350 | Crop Types Harvested <value> does not exist in the ICIS reference table. | Crop Types Harvested (Land Application) must be a valid (i.e., Active) code in the REF_CROP_TYPE table. | Reject auxiliary data | PermitIdentifier PermittedFeatureIdentifier LimitSetDesignator MonitoringPeriodEndDate |

| Error/Warning Code | Error/Warning Message | Reason for Error | Result of Error or Warning | Key Fields of Record Affected |
|--------------------|---|---|----------------------------|---|
| DMR360 | Class A Alternative Used <value> does not exist in the ICIS reference table. | Class A Alternative Used (Land Application and Surface Disposal) must be a valid (i.e., Active, Alternative_Used_Type_Code = A) code in the REF_ALTERNATIVE_USED table. | Reject auxiliary data | PermitIdentifier PermittedFeatureIdentifier LimitSetDesignator MonitoringPeriodEndDate |
| DMR370 | Class B Alternative Used <value> does not exist in the ICIS reference table. | Class B Alternative Used (Land Application and Surface Disposal) must be a valid (i.e., Active, Alternative_Used_Type_Code = B) code in the REF_ALTERNATIVE_USED table. | Reject auxiliary data | PermitIdentifier PermittedFeatureIdentifier LimitSetDesignator MonitoringPeriodEndDate |
| DMR380 | VAR Alternative Used <value> does not exist in the ICIS reference table. | VAR Alternative Used (Land Application and Surface Disposal) must be a valid (i.e., Active, Alternative_Used_Type_Code = V) code in the REF_ALTERNATIVE_USED table. | Reject auxiliary data | PermitIdentifier PermittedFeatureIdentifier LimitSetDesignator MonitoringPeriodEndDate |
| DMR400 | A DMR Form matching the key data provided does not exist in ICIS. | In a delete DMR transaction, the specified DMR form must already exist in ICIS. | Reject entire Form | PermitIdentifier PermittedFeatureIdentifier LimitSetDesignator MonitoringPeriodEndDate |
| DMR410 | The DMR Form cannot be deleted because it is linked to a Program Report. | A DMR Form cannot be deleted if it is linked to a Program Report. | Reject entire Form | PermitIdentifier PermittedFeatureIdentifier LimitSetDesignator MonitoringPeriodEndDate |
| DNR450 | An error has occurred while processing the data for this DMR Form. No data were saved for this form, and the XML transaction must be resubmitted. | If Background Processing does not complete successfully, roll back all changes for the XML transaction. | Reject entire Form. | PermitIdentifier PermittedFeatureIdentifier LimitSetDesignator MonitoringPeriodEndDate |

9.1.2 Discharge Monitoring Report Violation Error Messages

The table below lists error messages that are generated when ICIS-NPDES Batch cannot process a discharge monitoring report violation transaction, what caused the error, how the error affected the transaction, and the key fields of the transaction that had the error.

| Error/Warning Code | Error/Warning Message | Reason for Error | Result of Error or Warning | Key Fields of Record Affected |
|--------------------|---|--|---|--|
| BAT010 | Transaction Type must be valid for DMR Violations. The only valid Transaction Type is C (Change). | Transaction Type <Transaction Type value> is not valid for <Submission Type value>. | Reject entire DMR Violation transaction | PermitIdentifier PermittedFeatureIdentifier LimitSetDesignator MonitoringPeriodEndDate Parameter Code MonitoringSiteDescriptionCode LimitSeasonNumber NumericReportCode NumericReportViolationCode |
| BAT020 | User must have privileges to perform the transaction. This relates to specific roles and access level (HQ, specific region, specific state). Note: ICIS does not have Batch-specific privileges. The privileges for Batch and Web access are the same. | User <ID value> does not have privileges to perform this <Transaction Type value> <Submission Type value> transaction. | Reject entire DMR Violation transaction | PermitIdentifier PermittedFeatureIdentifier LimitSetDesignator MonitoringPeriodEndDate Parameter Code MonitoringSiteDescriptionCode LimitSeasonNumber NumericReportCode NumericReportViolationCode |
| VIO030 | A Violation identified by the combination of key data must exist in ICIS. | A Violation does not exist for the key data entered. Note: For DMR Violations, the Limit Season Number will display as -1 on the audit report if that was what was submitted. The Numeric Report Violation Code will also display D or E on the audit report. | Reject entire DMR Violation transaction | PermitIdentifier PermittedFeatureIdentifier LimitSetDesignator MonitoringPeriodEndDate Parameter Code MonitoringSiteDescriptionCode LimitSeasonNumber NumericReportCode NumericReportViolationCode |

| Error/Warning Code | Error/Warning Message | Reason for Error | Result of Error or Warning | Key Fields of Record Affected |
|--------------------|--|--|---|--|
| VIO040 | For a Violation, the Violation key data must be unique to one record. Note: It is only possible to have multiple Violations if -1 was submitted for Limit Season ID for a DMR Violation. | Multiple Violations exist that match the key data entered. Note: For DMR Violations, the Limit Season Number will display as -1 on the audit report if that was what was submitted. The Numeric Report Violation Code will also display D or E on the audit report. | Reject entire DMR Violation transaction | PermitIdentifier PermittedFeatureIdentifier LimitSetDesignator MonitoringPeriodEndDate Parameter Code MonitoringSiteDescriptionCode LimitSeasonNumber NumericReportCode NumericReportViolationCode |
| VIO050 | If the Violation transaction contains key data and no other data, ICIS rejects the transaction. | The Violation transaction contains key data and no other data for processing. | Reject entire DMR Violation transaction | PermitIdentifier PermittedFeatureIdentifier LimitSetDesignator MonitoringPeriodEndDate Parameter Code MonitoringSiteDescriptionCode LimitSeasonNumber NumericReportCode NumericReportViolationCode |
| VIO055 | DMR Non-Receipt Violations Violations cannot be edited unless the RNC Detection Code, RNC Detection Date, RNC Resolution Code, and RNC Resolution Date that were previously in ICIS all exist. Note: These data elements could be blank if the RNC Tracking Flag was off at or following generation of the violation. | DMR Non-Receipt Violations cannot be edited unless the following fields in ICIS all exist: Reportable Non Compliance Detection Code, Reportable Non Compliance Detection Date, Reportable Non Compliance Resolution Code, and Reportable Non Compliance Resolution Date. | Reject entire DMR Violation transaction | PermitIdentifier PermittedFeatureIdentifier LimitSetDesignator MonitoringPeriodEndDate Parameter Code MonitoringSiteDescriptionCode LimitSeasonNumber NumericReportCode NumericReportViolationCode |

| Error/Warning Code | Error/Warning Message | Reason for Error | Result of Error or Warning | Key Fields of Record Affected |
|--------------------|---|--|---|--|
| VIO060 | For DMR Non-Receipt Violations, the RNC Detection Code and the RNC Detection Date cannot be changed or blanked out. Note: DMR Non-Receipt Violations are always automatically detected and are read-only fields on the web, but in batch the XML schema is shared between Effluent and DMR Non-Receipt Violations. | Reportable Non Compliance Detection Code and Reportable Non Compliance Detection Date are not editable for DMR Non-Receipt Violations. | Reject entire DMR Violation transaction | PermitIdentifier PermittedFeatureIdentifier LimitSetDesignator MonitoringPeriodEndDate Parameter Code MonitoringSiteDescriptionCode LimitSeasonNumber NumericReportCode NumericReportViolationCode |
| VIO070 | If RNC Detection Code exists, then all RNC data elements must exist. | All RNC data elements must exist because Reportable Non Compliance Detection Code exists. | Reject entire DMR Violation transaction | PermitIdentifier PermittedFeatureIdentifier LimitSetDesignator MonitoringPeriodEndDate Parameter Code MonitoringSiteDescriptionCode LimitSeasonNumber NumericReportCode NumericReportViolationCode |
| VIO080 | If RNC Detection Code is blank, then all RNC data elements must be blank. Note: This business rule will not be issued for DMR Non-Receipt Violations or Schedule Event Violations due to business rule VIO055. | All RNC data elements must be blank because Reportable Non Compliance Detection Code is blank. | Reject entire DMR Violation transaction | PermitIdentifier PermittedFeatureIdentifier LimitSetDesignator MonitoringPeriodEndDate Parameter Code MonitoringSiteDescriptionCode LimitSeasonNumber NumericReportCode NumericReportViolationCode |

| Error/Warning Code | Error/Warning Message | Reason for Error | Result of Error or Warning | Key Fields of Record Affected |
|--------------------|--|---|---|--|
| VIO090 | RNC Detection Code must be a valid (i.e. Active) manual code (rnc_detection_code_entry_flag = M) in the REF_RNC_DETECTION table or must be the same as the previously existing automatic code in ICIS. Valid manual Effluent Violations have a detection_type_code = TRC, EFF, or CHR. Note: RNC Detection Code cannot be submitted for Schedule Event Violations and DMR Non-Receipt Violations. | Reportable Non Compliance Detection Code <Reportable Non Compliance Detection Code value> does not exist, is inactive, is not a valid manual code, or is not the same as the previously existing automatic code in ICIS. | Reject entire DMR Violation transaction | PermitIdentifier PermittedFeatureIdentifier LimitSetDesignator MonitoringPeriodEndDate Parameter Code MonitoringSiteDescriptionCode LimitSeasonNumber NumericReportCode NumericReportViolationCode |
| VIO095 | For Effluent Violations, if the RNC Detection Code that was previously in ICIS is an automatic code (rnc_detection_entry_code_flag = A), then the RNC Detection Code must exist (i.e., cannot be blanked out). | The Reportable Non Compliance Detection Code <Reportable Non Compliance Detection Code value> cannot be blanked out because it is an automatic code. | Reject entire DMR Violation transaction | PermitIdentifier PermittedFeatureIdentifier LimitSetDesignator MonitoringPeriodEndDate Parameter Code MonitoringSiteDescriptionCode LimitSeasonNumber NumericReportCode NumericReportViolationCode |
| VIO100 | RNC Detection Date must be: <ul style="list-style-type: none"> • Less than or equal to the current date • Greater than or equal to the Violation Date Violation Date varies by the type of Violation: <ul style="list-style-type: none"> • Effluent: Monitoring Period End Date Note: RNC Detection Date cannot be changed for DMR Non-Receipt Violations. | Reportable Non Compliance Detection Date <Reportable Non Compliance Detection Date value> must be less than or equal to the current date <current date value> and greater than or equal to the Violation Date <Violation Date value>. | Reject entire DMR Violation transaction | PermitIdentifier PermittedFeatureIdentifier LimitSetDesignator MonitoringPeriodEndDate Parameter Code MonitoringSiteDescriptionCode LimitSeasonNumber NumericReportCode NumericReportViolationCode |

| Error/Warning Code | Error/Warning Message | Reason for Error | Result of Error or Warning | Key Fields of Record Affected |
|--------------------|---|--|---|--|
| VIO110 | If RNC Detection Code is manual (rnc_detection_entry_code_flag = M), then RNC Resolution Code must be valid (i.e. Active) and must be a manual code (rnc_resolution_code_entry = Manual) in the REF_RNC_RESOLUTION table. Note: RNC Detection Code cannot be manual for Schedule Event and DMR Non-Receipt Violations. | For the manually detected Violation, Reportable Non Compliance Resolution Code <Reportable Non Compliance Resolution Code value> does not exist, is inactive, or is not a manual code in the ICIS reference table. | Reject entire DMR Violation transaction | PermitIdentifier PermittedFeatureIdentifier LimitSetDesignator MonitoringPeriodEndDate Parameter Code MonitoringSiteDescriptionCode LimitSeasonNumber NumericReportCode NumericReportViolationCode |
| VIO120 | If RNC Detection Code is automatic (rnc_detection_entry_code_flag = A), then RNC Resolution Code must be valid (i.e. Active), must be a manual code (rnc_resolution_code_entry = Manual) or must be the automatic code of 1 (NC - Unresolved RNC), and cannot = A (NC - Manual Unresolved RNC) in the REF_RNC_RESOLUTION table. | For the automatically detected Violation, Reportable Non Compliance Resolution Code <Reportable Non Compliance Resolution Code value> does not exist, is inactive, is not a manual code or does not equal the automatic code of 1 (NC - Unresolved RNC), or equals A (NC - Manual Unresolved RNC) in the ICIS reference table. | Reject entire DMR Violation transaction | PermitIdentifier PermittedFeatureIdentifier LimitSetDesignator MonitoringPeriodEndDate Parameter Code MonitoringSiteDescriptionCode LimitSeasonNumber NumericReportCode NumericReportViolationCode |
| VIO130 | If RNC Resolution Code equals A (NC - Manual Unresolved RNC) or 1 (NC - Unresolved RNC), then RNC Resolution Date must equal the RNC Detection Date. | If Reportable Non Compliance Resolution Code is A (NC - Manual Unresolved RNC) or 1 (NC - Unresolved RNC), then Reportable Non Compliance Resolution Date <Reportable Non Compliance Resolution Date value> must equal the Reportable Non Compliance Detection Date <Reportable Non Compliance Detection Date value>. | Reject entire DMR Violation transaction | PermitIdentifier PermittedFeatureIdentifier LimitSetDesignator MonitoringPeriodEndDate Parameter Code MonitoringSiteDescriptionCode LimitSeasonNumber NumericReportCode NumericReportViolationCode |

| Error/Warning Code | Error/Warning Message | Reason for Error | Result of Error or Warning | Key Fields of Record Affected |
|--------------------|--|--|---|--|
| VIO140 | If RNC Resolution Code does not equal A (NC - Manual Unresolved RNC) or 1 (NC - Unresolved RNC), then RNC Resolution Date must be: <ul style="list-style-type: none"> • Less than or equal to the current date • Greater than or equal to the RNC Detection Date | If Reportable Non Compliance Resolution Code is not A (NC - Manual Unresolved RNC) or 1 (NC - Unresolved RNC), then Reportable Non Compliance Resolution Date <Reportable Non Compliance Resolution Date value> must be less than or equal to the current date <current date value> and greater than or equal to the Reportable Non Compliance Detection Date < Reportable Non Compliance Detection Date value>. | Reject entire DMR Violation transaction | PermitIdentifier PermittedFeatureIdentifier LimitSetDesignator MonitoringPeriodEndDate Parameter Code MonitoringSiteDescriptionCode LimitSeasonNumber NumericReportCode NumericReportViolationCode |
| VIO150 | If Background Processing does not complete successfully, roll back all changes for the XML transaction. | An error has occurred while processing the data for this Violation. No data were saved and the XML transaction must be resubmitted. | Reject entire DMR Violation transaction | PermitIdentifier PermittedFeatureIdentifier LimitSetDesignator MonitoringPeriodEndDate Parameter Code MonitoringSiteDescriptionCode LimitSeasonNumber NumericReportCode NumericReportViolationCode |

9.1.3 Discharge Monitoring Report Linkage Error Messages

The table below lists error messages that are generated when ICIS-NPDES Batch cannot process a discharge monitoring report linkage transaction, what caused the error, how the error affected the transaction, and the key fields of the transaction that had the error.

| Error/Warning Code | Error/Warning Message | Reason for Error | Result of Error or Warning | Key Fields of Record Affected |
|--------------------|--|---|--|--|
| BAT010 | Transaction Type <Transaction Type value> is not valid for <Submission Type value>. | Transaction Type must be valid for DMR Program Report Linkages. Valid Transaction Types are X (Mass Delete) and R (Replace). | Reject entire DMR Program Report Linkage transaction | PermitIdentifier PermittedFeatureIdentifier LimitSetDesignator MonitoringPeriodEndDate And PermitIdentifier,ReportCoverageEndDate Or PermitIdentifier,DateStormEventSampled, StormWaterEventID |
| BAT020 | User <ID value> does not have privileges to perform this <Transaction Type value> <Submission Type value> transaction. | User must have privileges to perform the transaction. This relates to specific roles and access level (HQ, specific region, specific state). Note: ICIS does not have Batch-specific privileges. The privileges for Batch and Web access are the same. | Reject entire DMR Program Report Linkage transaction | PermitIdentifier PermittedFeatureIdentifier LimitSetDesignator MonitoringPeriodEndDate And PermitIdentifier,ReportCoverageEndDate Or PermitIdentifier,DateStormEventSampled, StormWaterEventID |
| DML030 | The DMR Form does not exist for the key data entered. | The DMR Form identified by the combination of NPDES ID, Permitted Feature ID, Limit Set Designator, and Monitoring Period End Date must exist in ICIS. | Reject entire DMR Program Report Linkage transaction | PermitIdentifier PermittedFeatureIdentifier LimitSetDesignator MonitoringPeriodEndDate And PermitIdentifier,ReportCoverageEndDate Or PermitIdentifier,DateStormEventSampled, StormWaterEventID |

| Error/Warning Code | Error/Warning Message | Reason for Error | Result of Error or Warning | Key Fields of Record Affected |
|--------------------|---|---|--|--|
| DML040 | The DMR Form must have at least one saved Report Received Date. | One or more saved DMR Received Dates must exist. Notes: <ul style="list-style-type: none"> The DMR Form can be either Unsubmitted or Submitted. This business rule will not function properly under certain circumstances until O&M DR 8198 is fixed. | Reject entire DMR Program Report Linkage transaction | PermitIdentifier PermittedFeatureIdentifier LimitSetDesignator MonitoringPeriodEndDate And PermitIdentifier,ReportCoverageEndDate Or PermitIdentifier,DateStormEventSampled,StormWaterEventID |
| DML050 | The Program Report does not exist in ICIS for the key data entered. | The Biosolids Program Report or Storm Water Event Report must exist in ICIS for the key data submitted. | Reject entire DMR Program Report Linkage transaction | PermitIdentifier PermittedFeatureIdentifier LimitSetDesignator MonitoringPeriodEndDate And PermitIdentifier,ReportCoverageEndDate Or PermitIdentifier,DateStormEventSampled,StormWaterEventID |
| DML060 | The Permit Identifier of the Program Report does not match the Permit Identifier of the DMR Form. | The NPDES ID of the Program Report must match the NPDES ID of the DMR Form. | Reject entire DMR Program Report Linkage transaction | PermitIdentifier PermittedFeatureIdentifier LimitSetDesignator MonitoringPeriodEndDate And PermitIdentifier,ReportCoverageEndDate Or PermitIdentifier,DateStormEventSampled,StormWaterEventID |

| Error/Warning Code | Error/Warning Message | Reason for Error | Result of Error or Warning | Key Fields of Record Affected |
|--------------------|---|--|--|--|
| DML070 | The DMR Form cannot have more than one Biosolids Program Report linked to it. | <p>A different Biosolids Program Report cannot be linked to a DMR Form if that DMR Form already has a linked Biosolids Program Report.</p> <p>Note: This business rule should not be triggered if the key data submitted is the same as the key data for the already linked Biosolids Program Report.</p> <p>A Biosolids Program Report can be linked to multiple DMR Forms. Multiple Storm Water Event Reports can be linked to a single DMR Form and a Storm Water Event Report can be linked to multiple DMR Forms.</p> | Reject entire DMR Program Report Linkage transaction | PermitIdentifier PermittedFeatureIdentifier LimitSetDesignator MonitoringPeriodEndDate And PermitIdentifier,ReportCoverageEndDate Or PermitIdentifier,DateStormEventSampled, StormWaterEventID |

9.1.4 Basic Permit and General Permit Covered Facility Error Messages

The table below lists error messages that are generated when ICIS-NPDES Batch cannot process a basic permit or general permit covered facility transaction, what caused the error, how the error affected the transaction, and the key fields of the transaction that had the error.

| Error/Warning Code | Error/Warning Message | Reason for Error | Result of Error or Warning | Key Fields of Record Affected |
|--------------------|---|--|----------------------------------|-------------------------------|
| BAT010 | Transaction Type <Transaction Type value> is not valid for <Submission Type value>. | Transaction Type must be valid for Permits. Valid Transaction Types are N (New), C (Change), R (Replace) and D (Delete). | Reject entire permit transaction | Permit Identifier |

| Error/Warning Code | Error/Warning Message | Reason for Error | Result of Error or Warning | Key Fields of Record Affected |
|--------------------|--|--|----------------------------------|-------------------------------|
| BAT020 | User <ID value> does not have privileges to perform this <Transaction Type value> <Submission Type value> transaction. | User must have privileges to perform the transaction. This relates to specific roles, access level (HQ, specific region, specific state), and sensitive data privileges. Note: ICIS does not have Batch-specific privileges. The privileges for Batch and Web access are the same. | Reject entire permit transaction | Permit Identifier |
| AFC110 | Location Address City Code <Location Address City Code value> does not exist or is inactive in the ICIS reference table or is not valid for the State Code. | City Code must be a valid (i.e., Active) code in the REF_CITY table and must be a valid City for the State value. | Reject entire permit transaction | Permit Identifier |
| BP030 | An error has occurred while processing the data for this Permit. No data were saved for this Permit, and the XML transaction must be resubmitted. | If Background Processing does not complete successfully, roll back all changes for the XML transaction. | Reject entire permit Transaction | Permit Identifier |
| BP040 | The permit transaction contains key data and no other data for processing. | If the permit contains key data and no other data, ICIS rejects the permit transaction. | Reject entire permit transaction | Permit Identifier |
| BP050 | (Facility Site Name <Facility Site Name value>, Address <Location Address Text value>, City <Locality Name value> or City Code <Location Address City Code value>, State <Location State Code value>, Zip Code <Location Zip Code value>) must exist in ICIS. Note: <ul style="list-style-type: none"> In the message above, all XML tags that may have this error are listed in parentheses. Only the tags for which this error occurs will be included in the actual error message. Parentheses will not display in the error messages; they just indicate that the message is dynamic. | The following Facility Location data must exist in ICIS: <ul style="list-style-type: none"> Facility Site Name Address City State Zip Code OR <ul style="list-style-type: none"> Facility Site Name Address City Code State Zip Code | Reject entire permit transaction | Permit Identifier |

| Error/Warning Code | Error/Warning Message | Reason for Error | Result of Error or Warning | Key Fields of Record Affected |
|--------------------|--|--|----------------------------------|-------------------------------|
| BP060 | A permit already exists for the key data entered. | For a permit transaction, the permit identified by the NPDES ID must not already exist in the ICIS system. | Reject entire permit transaction | Permit Identifier |
| BP070 | Permit Identifier <Permit Identifier value> is not a valid format. | NPDES ID must follow the following format: Positions 1 and 2 must be a valid State or Tribe (i.e., in the ref_state table, usage indicator is N or B) or Valid Region (i.e., 01-10). Positions 3–9 must be alphanumeric and must be a unique combination within a common value for positions 1–2 (i.e., must be unique within state, tribe, or region except for multiple versions of the same permit). Note: This business rule is not checked for Replace transactions where the Permit exists in ICIS. | Reject entire permit transaction | Permit Identifier |
| BP080 | A permit does not exist for the key data entered. | NPDES ID submitted must exist in ICIS. | Reject entire permit transaction | Permit Identifier |
| BP090 | Associated Master General Permit Identifier cannot be changed. | When submitting the General Permit Data Payload, the Associated MGP ID cannot be changed. Note: This business rule is not checked for Replace transactions where the Permit does not exist in ICIS. | Reject entire permit transaction | Permit Identifier |
| BP100 | Permit Type Code must be entered for a permit. | Permit Type must exist for a Permit in ICIS. Note: This business rule is not checked for Replace transactions where the Permit exists in ICIS. | Reject entire permit transaction | Permit Identifier |
| BP1000 | The last Compliance Tracking Status cannot be blanked out. | The last (i.e., only) set of CTS Code and CTS Start Date cannot be blanked out. | Reject entire permit transaction | Permit Identifier |

| Error/Warning Code | Error/Warning Message | Reason for Error | Result of Error or Warning | Key Fields of Record Affected |
|--------------------|---|---|----------------------------------|-------------------------------|
| BP1010 | The Compliance Tracking Status Start Date <Status Start Date value> must be greater than the previous Compliance Tracking Status Start Date <previous Status Start Date value>. | <p>CTS Start Date of the most recent CTS record must be greater than the CTS Start Date of the previous CTS record (if previous CTS exists).</p> <p>Note:</p> <ul style="list-style-type: none"> This business rule is not checked for Replace transactions where the Permit does not exist in ICIS The most recent CTS record is the row being added or edited through batch transactions. | Reject entire permit transaction | Permit Identifier |
| BP1030 | Effluent Guideline Code <Effluent Guideline Code value 1, Effluent Guideline Code value 2,...Effluent Guideline Code value n> does not exist or is inactive in the ICIS reference table. | Effluent Guideline Code must be a valid (i.e., Active) code in the REF_PERM_EFFLUENT table. | Reject entire permit transaction | Permit Identifier |
| BP1040 | At least one Permittee Address must be entered for the permit with Affiliation Type Permittee (PMA). | The Permit must have at least one Permittee Address. | Reject entire permit transaction | Permit Identifier |
| BP1050 | The Permit cannot be deleted because the Permit Status = Terminated. | If the Permit Status is Terminated, it cannot be deleted. | Reject entire permit transaction | Permit Identifier |
| BP1060 | <p>The Permit cannot be deleted because it has linked the following: (Received DMR Data, Single Event Violations, Program Reports, Permit Schedule Events with Report Received Date)</p> <p>Note:</p> <ul style="list-style-type: none"> In the message above, all XML tags that may have this error are listed in parentheses. Only the tags for which this error occurs will be included in the actual error message. <p>Parentheses will not display in the error messages; they just indicate that the message is dynamic.</p> | <p>A Permit cannot be deleted if it has any linked:</p> <ul style="list-style-type: none"> Received DMR Data Single Event Violations Program Reports Permit Schedule Events with Report Received Date. | Reject entire permit transaction | Permit Identifier |

| Error/Warning Code | Error/Warning Message | Reason for Error | Result of Error or Warning | Key Fields of Record Affected |
|--------------------|---|---|----------------------------------|-------------------------------|
| BP1070 | <p>The Permit cannot be deleted because the Facility Interest is linked to the following activities: (Compliance Monitoring Activities, Enforcement Actions, Voluntary Disclosures, ADRs, Incidents, Compliance Assistance Activities, Compliance Determinations).</p> <p>Note:</p> <ul style="list-style-type: none"> In the message above, all XML tags that may have this error are listed in parentheses. Only the tags for which this error occurs will be included in the actual error message. <p>Parentheses will not display in the error messages; they just indicate that the message is dynamic.</p> | <p>A Permit cannot be deleted if it has no previous versions and its Facility Interest is linked to one or more of the following activities:</p> <ul style="list-style-type: none"> Compliance Monitoring Activities Enforcement Actions Voluntary Disclosures ADRs Incidents Compliance Assistance Activities Compliance Determinations | Reject entire permit transaction | Permit Identifier |
| BP1080 | The Permit cannot be deleted because it is the only version of the Permit and it is listed as the Control Authority NPDES ID for at least one other Permit. | A Permit cannot be deleted if it has no previous versions and it is listed as the Control Authority NPDES ID for at least one other Permit. | Reject entire permit transaction | Permit Identifier |
| BP1090 | The Permit cannot be deleted because it is the only version of the Permit and it is listed as the Receiving POTW ID for at least one other Permit. | A Permit cannot be deleted if it has no previous versions and it is listed as the Receiving POTW ID for at least one other Permit. | Reject entire permit transaction | Permit Identifier |
| BP2000 | The Permit cannot be deleted because it is the only version of the Permit and it is listed as an Associated NPDES Permit for the current version of at least one other Permit. | A Permit cannot be deleted if it has no previous versions and it is listed as an Associated NPDES Permit for the current version of at least one other Permit. | Reject entire permit transaction | Permit Identifier |
| BP2020 | The Permit cannot be deleted because it is listed as the Control Authority NPDES ID for at least one other Permit and the previous version of this Permit does not have a Pretreatment Program Required Indicator = Y (Approved). | A Permit with at least one previous version cannot be deleted if it is listed as the Control Authority NPDES ID for at least one other Permit unless the most recent previous version of the Permit (the one that will be made current) has a Pretreatment Program Required Indicator = Y (Approved). | Reject entire permit transaction | Permit Identifier |

| Error/Warning Code | Error/Warning Message | Reason for Error | Result of Error or Warning | Key Fields of Record Affected |
|--------------------|---|--|----------------------------------|-------------------------------|
| BP2030 | The Permit cannot be deleted because it is listed as an Associated NPDES Permit for at least one other Permit with an Associated NPDES Permit Reason = APP (Associated Pretreatment Program) and the previous version of this Permit does not have a Pretreatment Program Required Indicator = C (Covered). | A Permit with at least one previous version cannot be deleted if it is listed as an Associated NPDES Permit for at least one other Permit with a Reason = APP (Associated Pretreatment Program) unless the most recent previous version of the Permit (the one that will be made current) has a Pretreatment Program Required Indicator = C (Covered). | Reject entire permit transaction | Permit Identifier |
| BP2040 | The Permit cannot be deleted because it is listed as the Receiving POTW ID for at least one other Permit and the previous version of this Permit does not have a Pretreatment Component. | A Permit with at least one previous version cannot be deleted if it is listed as the Receiving POTW ID for at least one other Permit unless the most recent previous version of the Permit (the one that will be made current) has a Pretreatment Component. | Reject entire permit transaction | Permit Identifier |
| BP110 | The Permit Type Code <Permit Type Code value> is invalid for the Basic Permit Data Payload. | When submitting the Basic Permit Data Payload, the Permit Type must be one of the following: <ul style="list-style-type: none"> • NPDES Individual Permit • Individual IU Permit (Non-NPDES) • Individual State Issued Permit (Non- NPDES) • Associated Permit Record | Reject entire permit transaction | Permit Identifier |
| BP120 | The Permit Type Code <Permit Type Code value> is invalid for the General Permit Data Payload. | When submitting the General Permit Data Payload, the Permit Type must be General Permit Covered Facility. | Reject entire permit transaction | Permit Identifier |
| BP140 | The Associated Master General Permit Identifier must be entered because Permit Type Code equals GPC. | If Permit Type is General Permit Covered Facility (GPCF), an Associated Master General Permit (MGP) ID must exist. Note: This business rule is not checked for Replace transactions where the Permit exists in ICIS. | Reject entire permit transaction | Permit Identifier |

| Error/Warning Code | Error/Warning Message | Reason for Error | Result of Error or Warning | Key Fields of Record Affected |
|--------------------|---|--|----------------------------------|-------------------------------|
| BP150 | The Associated Master General Permit Identifier <Associated Master General Permit Identifier value> does not exist in ICIS or is neither a NPDES Master General Permit (NGP) or State Master General Permit (SNN). | If Permit Type is GPCF, the Associated MGP ID must currently exist in ICIS with a Permit Type of NPDES Master General Permit or State Issued Master General Permit (Non-NPDES). Note: This business rule is not checked for Replace transactions where the Permit exists in ICIS. | Reject entire permit transaction | Permit Identifier |
| BP160 | The Associated Master General Permit Identifier <Associated Master General Permit Identifier value> does not have Permit Effective and Expiration Dates. | If Permit Type is GPCF, the Associated MGP ID that is submitted must have Permit Effective and Permit Expiration dates entered. Note: This business rule is not checked for Replace transactions where the Permit exists in ICIS. | Reject entire permit transaction | Permit Identifier |
| BP170 | Receiving Permit Identifier must be entered because Permit Type Code is IIU. | If Permit Type is IU then Receiving POTW ID must be entered. | Reject entire permit transaction | Permit Identifier |
| BP180 | The Receiving Permit Identifier <Receiving Permit Identifier value> entered does not exist in ICIS. | If Permit Type is IU, the value entered in Receiving POTW ID must exist in the ICIS system. | Reject entire permit transaction | Permit Identifier |
| BP190 | The Receiving Permit Identifier <Receiving Permit Identifier value> entered does not have a Pretreatment Component. | If Permit Type is IU, Receiving POTW ID must have a Pretreatment Component. | Reject entire permit transaction | Permit Identifier |
| BP200 | (Receiving Permit Identifier, Significant IU Indicator) can only be entered if Permit Type Code is IIU. Note: <ul style="list-style-type: none"> In the message above, all XML tags that may have this error are listed in parentheses. Only the tags for which this error occurs will be included in the actual error message. Parentheses will not display in the error messages; they just indicate that the message is dynamic. | Receiving POTW ID and IU/SIU Indicator can only be entered if the Permit Type is IU. | Reject entire permit transaction | Permit Identifier |

| Error/Warning Code | Error/Warning Message | Reason for Error | Result of Error or Warning | Key Fields of Record Affected |
|--------------------|---|---|----------------------------------|-------------------------------|
| BP230 | Permit Type Code cannot be changed. | Permit Type cannot be changed. Note: This business rule is not checked for Replace transactions where the Permit does not exist in ICIS. | Reject entire permit transaction | Permit Identifier |
| BP240 | Agency Type Code must be entered for a permit. | Agency Type must be entered for a permit. | Reject entire permit transaction | Permit Identifier |
| BP250 | Agency Type Code <Agency Type Code value> is not valid for Permits, or is inactive in the ICIS reference table. | Agency Type Code must be a valid (i.e., Active) code with an Activity_Group_Code = PER in the REF_AGENCY_TYPE table. | Reject entire permit transaction | Permit Identifier |
| BP340 | Permit Status Code cannot be changed to Not Needed after the Effective Date has been reached. | Permit Status cannot be changed to Not Needed once the Permit Effective Date has been reached. Note: This business rule is not checked for Replace transactions where the Permit does not exist in ICIS. | Reject entire permit transaction | Permit Identifier |
| BP350 | Permit Status Code cannot be changed because the current status is Terminated. | If the Permit Status Code is Terminated, it cannot be changed. Note: This business rule is not checked for Replace transactions where the Permit does not exist in ICIS. | Reject entire permit transaction | Permit Identifier |
| BP360 | When any one of the Permit Dates (Permit Issue Date, Permit Effective Date, and Permit Expiration Date) exists all three Permit Dates must exist. One or more of the dates are missing. | If any one of the Permit Dates (Issue, Effective, or Expiration) exists, then all 3 dates must exist. | Reject entire permit transaction | Permit Identifier |
| BP370 | The Permit Issue Date <Permit Issue Date value> must be less than or equal to Permit Effective Date <Permit Effective Date value>. | Permit Issue Date must be less than or equal to Permit Effective Date. | Reject entire permit transaction | Permit Identifier |
| BP380 | The Permit Effective Date <Permit Effective Date value> must be less than or equal to Permit Expiration Date <Permit Expiration Date value>. | Permit Effective Date must be less than or equal to Permit Expiration Date. | Reject entire permit transaction | Permit Identifier |

| Error/Warning Code | Error/Warning Message | Reason for Error | Result of Error or Warning | Key Fields of Record Affected |
|--------------------|---|--|----------------------------------|-------------------------------|
| BP390 | The Permit Expiration Date <Permit Expiration Date value> cannot be greater than 5 years after the Permit Effective Date <Permit Effective Date value>. | Permit Expiration Date cannot be greater than 5 years after the Permit Effective Date. Note: This rule is only checked if Permit Effective Date and Permit Expiration Date have not already been saved. | Reject entire permit transaction | Permit Identifier |
| BP400 | Permit Effective Date and Permit Expiration Date cannot be changed. | Permit Effective Date and Permit Expiration Date cannot be changed once they have been saved. Note: This business rule is not checked for Replace transactions where the Permit does not exist in ICIS. | Reject entire permit transaction | Permit Identifier |
| BP410 | The earliest Schedule Date of the Permit Schedule(s) < Narrative Condition Number value 1, Narrative Condition Number value 2,...Narrative Condition Number value n> must be greater than or equal to the Permit Effective Date <Permit Effective Date value>. Note: For this error message, each Permit Schedule will be listed that has this error. | If a Permit Schedule exists when the Permit Dates are entered, the Schedule Date of the earliest Permit Schedule Event must be greater than or equal to the Permit Effective date. Note: This business rule is not checked for Replace transactions where the Permit does not exist in ICIS. | Reject entire permit transaction | Permit Identifier |
| BP420 | The earliest Monitoring Period End Date for Limit Set(s) <Permitted Feature Identifier value 1 Limit Set Designator value 1, Permitted Feature Identifier value 2 Limit Set Designator value 2,... Permitted Feature Identifier value n Limit Set Designator value n> must be greater than the Permit Effective Date <Permit Effective Date value>. Note: For this error message, each Limit Set will be listed that has this error. | If a Limit Set exists when the Permit Dates are entered, the earliest Monitoring Period End Date / Modification Monitoring Period End Date must be greater than the Permit Effective Date. Note: <ul style="list-style-type: none"> This business rule is not checked for Replace transactions where the Permit does not exist in ICIS This business rule is not checked for Unscheduled Limit Sets. | Reject entire permit transaction | Permit Identifier |

| Error/Warning Code | Error/Warning Message | Reason for Error | Result of Error or Warning | Key Fields of Record Affected |
|--------------------|--|--|----------------------------------|-------------------------------|
| BP430 | The Modification Effective Date of Limit Set(s) < Permitted Feature Identifier value 1 Limit Set Designator value 1, Permitted Feature Identifier value 2 Limit Set Designator value 2,... Permitted Feature Identifier value n Limit Set Designator value n> must be greater than or equal to the Permit Issue Date <Permit Issue Date value>. Note: For this error message, each Limit Set will be listed that has this error. | If a Limit Set exists, the Limit Set Schedule Modification Effective Date must be greater than or equal to the Permit Issue Date. Note: This business rule is not checked for Replace transactions where the Permit does not exist in ICIS. | Reject entire permit transaction | Permit Identifier |
| BP440 | The Modification Effective Date of Limit Set(s) < Permitted Feature Identifier value 1 Limit Set Designator value 1, Permitted Feature Identifier value 2 Limit Set Designator value 2,... Permitted Feature Identifier value n Limit Set Designator value n> must be less than or equal to the Permit Expiration Date <Permit Expiration Date value>. Note: For this error message, each Limit Set will be listed that has this error. | If a Limit Set exists when the Permit dates are entered, the Limit Set Schedule Modification Effective Date must be less than or equal to the Permit Expiration Date. Note: This business rule is not checked for Replace transactions where the Permit does not exist in ICIS. | Reject entire permit transaction | Permit Identifier |
| BP450 | Associated Permit <Associated Permit Identifier value 1, Associated Permit Identifier 2, ...Associated Permit Identifier n> does not exist in ICIS. | The value entered in Associated NPDES ID must exist in ICIS. | Reject entire permit transaction | Permit Identifier |
| BP460 | The combination of Associated Permit Identifier <Associated Permit Identifier value> and Associated Permit Reason Code <Associated Permit Reason Code value> already exists for this permit. | The combination of Associated NPDES ID and Association Reason must be unique within the permit. | Reject entire permit transaction | Permit Identifier |

| Error/Warning Code | Error/Warning Message | Reason for Error | Result of Error or Warning | Key Fields of Record Affected |
|--------------------|--|---|----------------------------------|-------------------------------|
| BP470 | Associated Permit Reason Code <Associated Permit Reason Code value 1, Associated Permit Reason Code value 2,...Associated Permit Reason Code n> does not exist or is inactive in the ICIS reference table. | Association Reason Code must be a valid (i.e., Active) code in the REF_PERM_ASSOCIATION table. | Reject entire permit transaction | Permit Identifier |
| BP480 | The Associated Permit Identifier <Associated Permit Identifier value> must have a Pretreatment Program Required Indicator of Covered (C). | When a permit with a Pretreatment Component has the Pretreatment Program Required Indicator equal to 'Approved' (code = Y), any Associated NPDES Permits with the Association Reason equal to 'Associated Pretreatment Program' must have a Pretreatment Program Required Indicator equal to 'Covered' (code = C). Note: This business rule is not checked for Replace transactions where the Permit does not exist in ICIS. | Reject entire permit transaction | Permit Identifier |
| BP490 | Both asterisks and values were entered in the required tags Associated Permit Identifier and Associated Permit Reason Code. All asterisks or all values must be entered in the required tags. | Asterisks must be entered in all required Associated Permit tags (Associated Permit Identifier and Associated Permit Reason Code) to blank out all Associated Permits. If asterisks are only entered in some required tags and values are entered in other required tags, the transaction will be rejected. | Reject entire permit transaction | Permit Identifier |
| BP500 | Permit SIC Code <SIC Code value 1, SIC Code value 2,...SIC Code value n> does not exist or is inactive in the ICIS reference table. | Permit SIC Code must be a valid (i.e., Active) code in the REF_SIC table. | Reject entire permit transaction | Permit Identifier |
| BP510 | More than one permit SIC Code <SIC Code value 1, SIC Code value 2, ... SIC Code value n> has been designated with a SIC Primary Indicator Code. | Only one permit SIC Code can be designated as the Primary SIC Code. | Reject entire permit transaction | Permit Identifier |



| Error/Warning Code | Error/Warning Message | Reason for Error | Result of Error or Warning | Key Fields of Record Affected |
|--------------------|---|--|----------------------------------|-------------------------------|
| BP520 | Permit NAICS Code <NAICS Code value 1, NAICS Code Value 2,... NAICS Code value n> does not exist or is inactive in the ICIS reference table. | Permit NAICS Code must be a valid (i.e., Active) code in the REF_NAICS table. | Reject entire permit transaction | Permit Identifier |
| BP530 | More than one permit NAICS Code <NAICS Code value 1, NAICS Code value 2, ... NAICS Code value n> has been designated with a NAICS Primary Indicator Code. | Only one permit NAICS Code can be designated as the Primary NAICS Code. | Reject entire permit transaction | Permit Identifier |
| BP540 | Both asterisks and values were entered in the required permit tags SIC Code and SIC Primary Indicator Code. All asterisks or all values must be entered in the required tags. | Asterisks must be entered in all required permit SIC tags (SIC Code and Primary SIC) to blank out all permit SIC Codes. If asterisks are only entered in some required tags and values are entered in other required tags, the transaction will be rejected. | Reject entire permit transaction | Permit Identifier |
| BP550 | Both asterisks and values were entered in the required permit tags NAICS Code and NAICS Primary Indicator Code. All asterisks or all values must be entered in the required tags. | Asterisks must be entered in all required permit NAICS tags (NAICS Code and Primary NAICS) to blank out all permit NAICS Codes. If asterisks are only entered in some required tags and values are entered in other required tags, the transaction will be rejected. | Reject entire permit transaction | Permit Identifier |
| BP560 | Permit SIC Code <SIC Code value> was submitted multiple times with different SIC Primary Indicator Code values. | The same permit SIC Code cannot be included multiple times with different SIC Primary Indicator Codes. | Reject entire permit transaction | Permit Identifier |
| BP570 | Permit NAICS Code <NAICS Code value> was submitted multiple times with different NAICS Primary Indicator Code values. | The same permit NAICS Code cannot be included multiple times with different NAICS Primary Indicator Codes. | Reject entire permit transaction | Permit Identifier |
| BP580 | Major Minor Rating Code cannot be entered because this permit has a POTW Component. | Major/Minor Rating Code must not exist for a Permit with a POTW component. Note: This business rule is not checked for Replace transactions where the Permit does not exist in ICIS. | Reject entire permit transaction | Permit Identifier |

| Error/Warning Code | Error/Warning Message | Reason for Error | Result of Error or Warning | Key Fields of Record Affected |
|--------------------|--|---|---|-------------------------------|
| BP930 | <p>(Compliance Tracking Status Code, Compliance Tracking Status Start Date, and Compliance Tracking Status Reason) cannot be entered until the Permit Effective Date has been reached.</p> <p>Note: In the message above, all XML tags that may have this error are listed in parentheses. Only the tags for which this error occurs will be included in the actual error message. Parentheses will not display in the error messages; they just indicate that the message is dynamic.</p> | <p>CTS Code, CTS Start Date, and CTS Reason can only be entered once the Effective Date has been reached (This means, if Effective Date is blank or greater than current system date, CTS cannot be entered).</p> | <p>Reject entire permit transaction</p> | <p>Permit Identifier</p> |
| BP940 | <p>(Compliance Tracking Status Code, Compliance Tracking Status Start Date , and Compliance Tracking Status Reason) cannot exist because the Permit Status Code is Not Needed.</p> <p>Note: In the message above, all XML tags that may have this error are listed in parentheses. Only the tags for which this error occurs will be included in the actual error message. Parentheses will not display in the error messages; they just indicate that the message is dynamic.</p> | <p>CTS Code, CTS Start Date, and CTS Reason must not exist if the Permit Status is Not Needed.</p> | <p>Reject entire permit transaction</p> | <p>Permit Identifier</p> |

| Error/Warning Code | Error/Warning Message | Reason for Error | Result of Error or Warning | Key Fields of Record Affected |
|--------------------|--|--|----------------------------------|-------------------------------|
| BP950 | Compliance Tracking Status Start Date <Status Start Date value> cannot be greater than or equal to the Permit Termination Date <Permit Termination Date value>. | CTS Code and CTS Start Date may not be submitted with a date that is greater than or equal to the Permit Termination Date. Notes: <ul style="list-style-type: none"> Once the permit is Terminated the CTS Code must be Off and can no longer be edited through Batch. This business rule is not checked for Replace transactions where the Permit does not exist in ICIS. | Reject entire permit transaction | Permit Identifier |
| BP960 | 1) Compliance Tracking Status Code must be entered because Compliance Tracking Status Start Date has been entered. 2) Compliance Tracking Status Start Date must be entered because Compliance Tracking Status Code has been entered. | If CTS Code exists, then CTS Start Date must also exist and vice versa. | Reject entire permit transaction | Permit Identifier |
| BP970 | Compliance Tracking Status Start Date <Status Start Date value> must be less than or equal to the current date. | CTS Start Date must be less than or equal to the current date. | Reject entire permit transaction | Permit Identifier |
| BP980 | Compliance Tracking Status Start Date <Status Start Date value> must be greater than or equal to the Permit Effective Date <Permit Effective Date value>. | CTS Start Date must be greater than or equal to the Permit Effective Date. | Reject entire permit transaction | Permit Identifier |
| BP990 | The earliest Compliance Tracking Status Start Date <Status Start Date value> must equal the Permit Effective Date <Permit Effective Date value>. | The earliest CTS Start Date must equal the Permit Effective Date. | Reject entire permit transaction | Permit Identifier |

| Error/Warning Code | Error/Warning Message | Reason for Error | Result of Error or Warning | Key Fields of Record Affected |
|--------------------|--|---|----------------------------|-------------------------------|
| CA005 | <p>Affiliation Type must have an App_Module_Code of <App_Module_Code listed in the bullets below, by Submission Type> in the XREF_AFFILIATION_MODULE table.</p> <ul style="list-style-type: none"> • Basic Permit – PMC, FAC • Biosolids Permit – BIO • CAFO Permit – CAF • Compliance Monitoring – IPN • General Permit – PMC, FAC • Master General Permit – PMC • Permitted Feature – PMF • Pretreatment Permit – PRE • SW Construction Permit – SMC • SW Event Report – PGR • SW Industrial Permit – SMC • SW MS4 Large Permit – SMC • SW MS4 Program Report – PGR • SW MS4 Small Permit – SMC • Unpermitted Facility - FAC <p>Note: Basic Permit and General Permit have both Permit Contacts and Addresses and Facility Contacts and Addresses. The Affiliation Type for Permit Contacts and Addresses must have an App_Module_Code of PMC and the Affiliation Type for Facility Contacts and Addresses must have an App_Module_Code of FAC.</p> | The Affiliation Type Text <Affiliation Type Text value 1, Affiliation Type Text value 2,...Affiliation Type Text value n> is not valid for a <Submission Type value>. | Reject entire transaction | PermitIdentifier |

| Error/Warning Code | Error/Warning Message | Reason for Error | Result of Error or Warning | Key Fields of Record Affected |
|--------------------|--|---|----------------------------|-------------------------------|
| CA005 | <p>Affiliation Type must have an App_Module_Code of <App_Module_Code listed in the bullets below, by Submission Type> in the XREF_AFFILIATION_MODULE table.</p> <ul style="list-style-type: none"> • Basic Permit – PMC, FAC • Biosolids Permit – BIO • CAFO Permit – CAF • Compliance Monitoring – IPN • General Permit – PMC, FAC • Master General Permit – PMC • Permitted Feature – PMF • Pretreatment Permit – PRE • SW Construction Permit – SMC • SW Event Report – PGR • SW Industrial Permit – SMC • SW MS4 Large Permit – SMC • SW MS4 Program Report – PGR • SW MS4 Small Permit – SMC • Unpermitted Facility - FAC <p>Note: Basic Permit and General Permit have both Permit Contacts and Addresses and Facility Contacts and Addresses. The Affiliation Type for Permit Contacts and Addresses must have an App_Module_Code of PMC and the Affiliation Type for Facility Contacts and Addresses must have an App_Module_Code of FAC.</p> | The Affiliation Type Text <Affiliation Type Text value 1, Affiliation Type Text value 2,...Affiliation Type Text value n> is not valid for a <Submission Type value>. | Reject entire transaction | PermitIdentifier |

| Error/Warning Code | Error/Warning Message | Reason for Error | Result of Error or Warning | Key Fields of Record Affected |
|--------------------|--|--|----------------------------|-------------------------------|
| CA010 | Affiliation Type must be a valid (i.e., Active) code with an Affiliation_Category of Non-Government in the REF_AFFILIATION_TYPE table. | Affiliation Type Text <Affiliation Type Text value> does not have an Affiliation_Category of Non-Government, or does not exist or is inactive in the ICIS reference table for a <Submission Type value>. | Reject entire transaction | PermitIdentifier |
| CA010 | Affiliation Type must be a valid (i.e., Active) code with an Affiliation_Category of Non-Government in the REF_AFFILIATION_TYPE table. | Affiliation Type Text <Affiliation Type Text value> does not have an Affiliation_Category of Non-Government, or does not exist or is inactive in the ICIS reference table for a <Submission Type value>. | Reject entire transaction | PermitIdentifier |
| CA020 | Asterisks must be entered in all required tags to blank out all Contacts and Addresses. If asterisks are only entered in some required tags and values are entered in other required tags, the transaction will be rejected. Required tags for Contact are Affiliation Type, First Name, Last Name, and Individual Title. Required tags for Address are Affiliation Type, Organization Formal Name, Street Address, City, State, and Zip Code. | For one or more <Submission Type value> Contacts or Addresses, both asterisks and values were entered in the required tags. The required tags must contain either all asterisks or all values. | Reject entire transaction | PermitIdentifier |
| CA020 | Asterisks must be entered in all required tags to blank out all Contacts and Addresses. If asterisks are only entered in some required tags and values are entered in other required tags, the transaction will be rejected. Required tags for Contact are Affiliation Type, First Name, Last Name, and Individual Title. Required tags for Address are Affiliation Type, Organization Formal Name, Street Address, City, State, and Zip Code. | For one or more <Submission Type value> Contacts or Addresses, both asterisks and values were entered in the required tags. The required tags must contain either all asterisks or all values. | Reject entire transaction | PermitIdentifier |
| CA040 | State must be a valid (i.e., Active) code in the REF_STATE table. | State Code <State Code value> does not exist or is inactive in the ICIS reference table for a <Submission Type value>. | Reject entire transaction | PermitIdentifier |

| Error/Warning Code | Error/Warning Message | Reason for Error | Result of Error or Warning | Key Fields of Record Affected |
|--------------------|---|--|----------------------------|-------------------------------|
| CA040 | State must be a valid (i.e., Active) code in the REF_STATE table. | State Code <State Code value> does not exist or is inactive in the ICIS reference table for a <Submission Type value>. | Reject entire transaction | PermitIdentifier |
| CA050 | State must be a state where the Usage_Indicator = A or B in the REF_STATE table | State Code <State Code value> is not valid for a <Submission Type value> Contact. | Reject entire transaction | PermitIdentifier |
| CA050 | State must be a state where the Usage_Indicator = A or B in the REF_STATE table | State Code <State Code value> is not valid for a <Submission Type value> Contact. | Reject entire transaction | PermitIdentifier |
| CA060 | Region must be a valid (i.e., Active) code in the REF_REGION table. | Region Code <Region Code value> does not exist or is inactive in the ICIS reference table for a <Submission Type value>. | Reject entire transaction | PermitIdentifier |
| CA060 | Region must be a valid (i.e., Active) code in the REF_REGION table. | Region Code <Region Code value> does not exist or is inactive in the ICIS reference table for a <Submission Type value>. | Reject entire transaction | PermitIdentifier |
| CA070 | There cannot be duplicate Contacts associated with the same Affiliation Type for the same record. | The <Submission Type value> Contact <Affiliation Type Text value, First Name value, Last Name value, Individual Title Text value> already exists. | Reject entire transaction | PermitIdentifier |
| CA070 | There cannot be duplicate Contacts associated with the same Affiliation Type for the same record. | The <Submission Type value> Contact <Affiliation Type Text value, First Name value, Last Name value, Individual Title Text value> already exists. | Reject entire transaction | PermitIdentifier |
| CA080 | If Telephone Number Type Code is entered, it must be one of the following codes in the REF_PHONE_TYPE table: <ul style="list-style-type: none"> • OFF • CEL • FAX • PGE | Telephone Number Type Code <Telephone Number Type Code value> is not a valid type of Contact Phone Number for a <Submission Type value>. The valid types are OFF, CEL, FAX, and PGE. | Reject entire transaction | PermitIdentifier |

| Error/Warning Code | Error/Warning Message | Reason for Error | Result of Error or Warning | Key Fields of Record Affected |
|--------------------|---|--|----------------------------|-------------------------------|
| CA080 | If Telephone Number Type Code is entered, it must be one of the following codes in the REF_PHONE_TYPE table: <ul style="list-style-type: none"> • OFF • CEL • FAX • PGE | Telephone Number Type Code <Telephone Number Type Code value> is not a valid type of Contact Phone Number for a <Submission Type value>. The valid types are OFF, CEL, FAX, and PGE. | Reject entire transaction | PermitIdentifier |
| CA085 | For each unique Contact, only one of each Telephone Number Type Code can be entered (i.e., only 1 OFF, only 1 CEL, only 1 FAX, and only 1 PGE). | The following Telephone Number Type Code(s) cannot be entered more than once for the <Submission Type value> Contact <Affiliation Type Text value, First Name value, Last Name value, Individual Title Text value>: <Telephone Number Type Code value 1>, <Telephone Number Type Code value 2>, ... <Telephone Number Type Code value n>. | Reject entire transaction | PermitIdentifier |
| CA085 | For each unique Contact, only one of each Telephone Number Type Code can be entered (i.e., only 1 OFF, only 1 CEL, only 1 FAX, and only 1 PGE). | The following Telephone Number Type Code(s) cannot be entered more than once for the <Submission Type value> Contact <Affiliation Type Text value, First Name value, Last Name value, Individual Title Text value>: <Telephone Number Type Code value 1>, <Telephone Number Type Code value 2>, ... <Telephone Number Type Code value n>. | Reject entire transaction | PermitIdentifier |
| CA090 | Telephone Number Extension can only be entered for Telephone Number of Type OFF. If it is entered for one of the other types a warning message will be issued and the data in the Extension Number will not be saved. | Warning: Telephone Extension Number is not a valid tag for <Submission Type value> Contact Telephone Number Type Code <Telephone Number Type Code value>. The Telephone Extension Number <Telephone Extension Number value> was not saved. | N/A | PermitIdentifier |

| Error/Warning Code | Error/Warning Message | Reason for Error | Result of Error or Warning | Key Fields of Record Affected |
|--------------------|---|---|----------------------------|-------------------------------|
| CA090 | Telephone Number Extension can only be entered for Telephone Number of Type OFF. If it is entered for one of the other types a warning message will be issued and the data in the Extension Number will not be saved. | Warning: Telephone Extension Number is not a valid tag for <Submission Type value> Contact Telephone Number Type Code <Telephone Number Type Code value>. The Telephone Extension Number <Telephone Extension Number value> was not saved. | N/A | PermitIdentifier |
| CA110 | State must be a valid (i.e., Active) code in the REF_STATE table. | Mailing Address State Code <Mailing Address State Code value> does not exist or is inactive in the ICIS reference table for a <Submission Type value>. | Reject entire transaction | PermitIdentifier |
| CA110 | State must be a valid (i.e., Active) code in the REF_STATE table. | Mailing Address State Code <Mailing Address State Code value> does not exist or is inactive in the ICIS reference table for a <Submission Type value>. | Reject entire transaction | PermitIdentifier |
| CA120 | Country must be a valid (i.e., Active) code in the REF_COUNTRY table. | Mailing Address Country Code <Mailing Address Country Code value> does not exist or is inactive in the ICIS reference table for a <Submission Type value>. | Reject entire transaction | PermitIdentifier |
| CA120 | Country must be a valid (i.e., Active) code in the REF_COUNTRY table. | Mailing Address Country Code <Mailing Address Country Code value> does not exist or is inactive in the ICIS reference table for a <Submission Type value>. | Reject entire transaction | PermitIdentifier |
| CA130 | There cannot be duplicate Addresses associated with the same Affiliation Type for the same record. | The <Submission Type value> Address <Affiliation Type Text value, Organization Formal Name value, Mailing Address Text value, Mailing Address City Name value, Mailing Address State value, and Mailing Address ZIP Code value> already exists. | Reject entire transaction | PermitIdentifier |

| Error/Warning Code | Error/Warning Message | Reason for Error | Result of Error or Warning | Key Fields of Record Affected |
|--------------------|--|--|----------------------------|-------------------------------|
| CA130 | There cannot be duplicate Addresses associated with the same Affiliation Type for the same record. | The <Submission Type value> Address <Affiliation Type Text value, Organization Formal Name value, Mailing Address Text value, Mailing Address City Name value, Mailing Address State value, and Mailing Address ZIP Code value> already exists. | Reject entire transaction | PermitIdentifier |
| CA140 | If Telephone Number Type Code is entered, it must be one of the following codes in the REF_PHONE_TYPE table: <ul style="list-style-type: none"> • OFF • ALT • FAX | Telephone Number Type Code <Telephone Number Type Code value> is not a valid type of <Submission Type value> Address Phone Number. The valid types are OFF, ALT, and FAX. | Reject entire transaction | PermitIdentifier |
| CA140 | If Telephone Number Type Code is entered, it must be one of the following codes in the REF_PHONE_TYPE table: <ul style="list-style-type: none"> • OFF • ALT • FAX | Telephone Number Type Code <Telephone Number Type Code value> is not a valid type of <Submission Type value> Address Phone Number. The valid types are OFF, ALT, and FAX. | Reject entire transaction | PermitIdentifier |
| CA150 | For each unique Address, only one of each Telephone Number Type Code can be entered (i.e., only 1 OFF, only 1 ALT, and only 1 FAX). | The following Telephone Number Type Code(s) cannot be entered more than once for the <Submission Type value> Contact Address <Affiliation Type Text value, Organization Formal Name value, Mailing Address Text value, Mailing Address City Name value, Mailing Address State value, and Mailing Address ZIP Code value>: <Telephone Number Type Code value 1>, <Telephone Number Type Code value 2>, ... <Telephone Number Type Code value n>. | Reject entire transaction | PermitIdentifier |

| Error/Warning Code | Error/Warning Message | Reason for Error | Result of Error or Warning | Key Fields of Record Affected |
|--------------------|---|--|---------------------------------------|-------------------------------|
| CA150 | For each unique Address, only one of each Telephone Number Type Code can be entered (i.e., only 1 OFF, only 1 ALT, and only 1 FAX). | The following Telephone Number Type Code(s) cannot be entered more than once for the <Submission Type value> Contact Address <Affiliation Type Text value, Organization Formal Name value, Mailing Address Text value, Mailing Address City Name value, Mailing Address State value, and Mailing Address ZIP Code value>: <Telephone Number Type Code value 1>, <Telephone Number Type Code value 2>, ... <Telephone Number Type Code value n>. | Reject entire transaction | PermitIdentifier |
| CA160 | Telephone Number Extension can only be entered for Telephone Number of Type OFF and ALT. If it is entered for one of the other types a warning message will be issued and the data in the Extension Number will not be saved. | Warning: Telephone Extension Number is not a valid tag for <Submission Type value> Address Telephone Number Type Code <Telephone Number Type Code value>. The Telephone Extension Number <Telephone Extension Number value> was not saved. | N/A | PermitIdentifier |
| CA160 | Telephone Number Extension can only be entered for Telephone Number of Type OFF and ALT. If it is entered for one of the other types a warning message will be issued and the data in the Extension Number will not be saved. | Warning: Telephone Extension Number is not a valid tag for <Submission Type value> Address Telephone Number Type Code <Telephone Number Type Code value>. The Telephone Extension Number <Telephone Extension Number value> was not saved. | N/A | PermitIdentifier |
| FAC050 | Location State Code <Location State Code value> does not exist or is inactive in the ICIS reference table. | State must be a valid (i.e., Active) code in the REF_STATE table. | Reject the entire permit transaction. | Permit Identifier |

| Error/Warning Code | Error/Warning Message | Reason for Error | Result of Error or Warning | Key Fields of Record Affected |
|--------------------|---|--|---------------------------------------|-------------------------------|
| FAC060 | <p>(Facility Site Name <Facility Site Name value>, Address <Location Address Text value>, City <Locality Name value>, State <Location State Code value>, Zip Code <Location Zip Code value>) must exist in ICIS.</p> <p>Note:</p> <ul style="list-style-type: none"> In the message above, all XML tags that may have this error are listed in parentheses. Only the tags for which this error occurs will be included in the actual error message. Parentheses will not display in the error messages; they just indicate that the message is dynamic. | <p>The following Facility Location data must exist in ICIS:</p> <ul style="list-style-type: none"> Facility Site Name Address City State Zip Code | Reject entire permit transaction | Permit Identifier |
| FAC070 | Location Country Code <Location Country Code value> does not exist or is inactive in the ICIS reference table. | Country must be a valid (i.e., Active) code in the REF_COUNTRY table. | Reject the entire permit transaction. | Permit Identifier |
| FAC080 | Facility SIC Code <SIC Code value 1, SIC Code value 2, ... SIC Code Value n> does not exist or is inactive in the ICIS reference table. | Facility SIC Code must be a valid (i.e., Active) code in the REF_SIC table. | Reject the entire permit transaction. | Permit Identifier |
| FAC090 | Facility NAICS Code <NAICS Code value 1, NAICS Code value 2, ... NAICS Code value n> does not exist or is inactive in the ICIS reference table. | Facility NAICS Code must be a valid (i.e., Active) code in the REF_NAICS table. | Reject the entire permit transaction. | Permit Identifier |
| FAC100 | More than one facility SIC Code <SIC Code value 1, SIC Code value 2, ... SIC Code value n> has been designated with a SIC Primary Indicator Code. | Only one facility SIC Code can be designated as the Primary SIC Code. | Reject the entire permit transaction. | Permit Identifier |
| FAC110 | More than one facility NAICS Code <NAICS Code value 1, NAICS Code value 2, ... NAICS Code value n> has been designated with a NAICS Primary Indicator Code. | Only one facility NAICS Code can be designated as the Primary NAICS Code. | Reject the entire permit transaction. | Permit Identifier |

| Error/Warning Code | Error/Warning Message | Reason for Error | Result of Error or Warning | Key Fields of Record Affected |
|--------------------|---|---|---------------------------------------|-------------------------------|
| FAC120 | Both asterisks and values were entered in the required facility tags SIC Code and SIC Primary Indicator Code. All asterisks or all values must be entered in the required tags. | Asterisks must be entered in all required facility SIC tags (SIC Code and SIC Primary Indicator Code) to blank out all facility SIC Codes. If asterisks are only entered in some required tags and values are entered in other required tags, the transaction will be rejected. | Reject the entire permit transaction. | Permit Identifier |
| FAC130 | Both asterisks and values were entered in the required facility tags NAICS Code and NAICS Primary Indicator Code. All asterisks or all values must be entered in the required tags. | Asterisks must be entered in all required facility NAICS tags (NAICS Code and NAICS Primary Indicator Code) to blank out all facility NAICS Codes. If asterisks are only entered in some required tags and values are entered in other required tags, the transaction will be rejected. | Reject the entire permit transaction. | Permit Identifier |
| FAC140 | Facility SIC Code <SIC Code value> was submitted multiple times with different SIC Primary Indicator Code values. | The same facility SIC Code cannot be included multiple times with different SIC Primary Indicator Codes. | Reject the entire permit transaction. | Permit Identifier |
| FAC150 | Facility NAICS Code <NAICS Code value> was submitted multiple times with different NAICS Primary Indicator Code values. | The same facility NAICS Code cannot be included multiple times with different NAICS Primary Indicator Codes. | Reject the entire permit transaction. | Permit Identifier |
| FAC160 | Facility SIC Code(s) <SIC Code value 1, SIC Code value 2...SIC Code value n> cannot be removed from the facility because it also applies to the permit associated with this facility. | A facility SIC Code cannot be removed from the facility if it also exists for the permit associated with this facility. Note: This business rule is not checked for Replace transactions where the Permit does not exist in ICIS. | Reject the entire permit transaction. | Permit Identifier |
| FAC170 | Facility NAICS Code(s) <NAICS Code value 1, NAICS Code value 2...NAICS Code value n> cannot be removed from the facility because it also applies to the permit associated with this facility. | A facility NAICS Code cannot be removed from the facility if it also exists for the permit associated with this facility. Note: This business rule is not checked for Replace transactions where the Permit does not exist in ICIS. | Reject the entire permit transaction. | Permit Identifier |



| Error/Warning Code | Error/Warning Message | Reason for Error | Result of Error or Warning | Key Fields of Record Affected |
|--------------------|--|--|---------------------------------------|-------------------------------|
| FAC190 | Tribal Land Code <Tribal Land Code value> does not exist or is inactive in the ICIS reference table. | Tribal Land must be a valid (i.e., Active) code in the REF_TRIBAL_LAND table. | Reject the entire permit transaction. | Permit Identifier |
| FAC200 | State Facility Identifier <State Facility Identifier value> already exists for a Facility in this state. | State Facility Identifier must be unique within each state based on the Facility's Location Address. | Reject the entire permit transaction. | Permit Identifier |
| FAC210 | Facility Classification <Facility Classification value 1, Facility Classification value 2, ... Facility Classification value n> does not exist or is inactive in the ICIS reference table. | Classification must be a valid (i.e., Active) code in the REF_CLASSIFICATION table. | Reject the entire permit transaction. | Permit Identifier |
| FAC220 | The Policy Code <Policy Code value 1, Policy Code value 2,... Policy Code value n> does not exist or is inactive in the ICIS reference table. | Policy must be a valid (i.e., Active) code in the REF_POLICY table. | Reject the entire permit transaction. | Permit Identifier |
| FAC230 | The Federal Agency Code <Federal Agency Code value> does not exist or is inactive in the ICIS reference table. | Federal Agency must be a valid (i.e., Active) code in the REF_FEDERAL_AGENCY table. | Reject the entire permit transaction. | Permit Identifier |
| FAC240 | The Originating Programs Code <Originating Programs Code value 1, Originating Programs Code value 2, Originating Programs Code value n> does not exist or is inactive in the ICIS reference table. | Originating Program must be a valid (i.e., Active) code in the REF_PROGRAM table. | Reject the entire permit transaction. | Permit Identifier |
| FAC250 | Facility Type of Ownership Code <Facility Type of Ownership Code value> does not exist or is inactive in the ICIS reference table. | Facility Type of Ownership must be a valid (i.e., Active) code in the REF_FACILITY_TYPE table. | Reject the entire permit transaction. | Permit Identifier |

| Error/Warning Code | Error/Warning Message | Reason for Error | Result of Error or Warning | Key Fields of Record Affected |
|--------------------|---|---|---------------------------------------|-------------------------------|
| FAC260 | 1) Latitude Measure must be entered because Longitude Measure has been entered. 2) Longitude Measure must be entered because Latitude Measure has been entered. | Latitude must be entered if Longitude is entered and vice versa. Note: When submitting a Change or Replace (like Change) transaction, Latitude must be submitted if Longitude is entered, and vice versa; however, when updating an existing record if Latitude already exists in ICIS it does not need to be resubmitted, and vice versa with Longitude. | Reject the entire permit transaction. | Permit Identifier |
| FAC270 | The following data cannot be entered because Facility Latitude and Facility Longitude were not entered: (Horizontal Accuracy Measure, Horizontal Collection Method Code, Horizontal Reference Datum Code, Reference Point Code). Note: <ul style="list-style-type: none"> In the message above, all XML tags that may have this error are listed in parentheses. Only the tags for which this error occurs will be included in the actual error message. Parentheses will not display in the error messages; they just indicate that the message is dynamic. | The following data may only be entered if Facility Latitude and Facility Longitude are entered: <ul style="list-style-type: none"> Horizontal Accuracy Measure Horizontal Collection Method Horizontal Reference Datum Reference Point. Note: When submitting a Change or Replace (like Change) transaction, Lat/Long must be submitted with any of these data tags, however, when updating an existing record if Lat/Long already exists in ICIS it does not need to be resubmitted. | Reject the entire permit transaction. | Permit Identifier |
| FAC280 | Geometric Type Code <Geometric Type Code value> does not exist or is inactive in the ICIS reference table. | Geometric Type must be a valid (i.e., Active) code in the REF_GEOMETRIC_TYPE table. | Reject the entire permit transaction. | Permit Identifier |
| FAC290 | Horizontal Collection Method Code <Horizontal Collection Method Code value> does not exist or is inactive in the ICIS reference table. | Horizontal Collection Method must be a valid (i.e., Active) code in the REF_HORIZONTAL_COLLECT_METHOD table. | Reject the entire permit transaction. | Permit Identifier |

| Error/Warning Code | Error/Warning Message | Reason for Error | Result of Error or Warning | Key Fields of Record Affected |
|--------------------|--|---|---------------------------------------|-------------------------------|
| FAC300 | Horizontal Reference Datum Code <Horizontal Reference Code value> does not exist or is inactive in the ICIS reference table. | Horizontal Reference Datum must be a valid (i.e., Active) code in the REF_HORIZONTAL_REF_DATUM table. | Reject the entire permit transaction. | Permit Identifier |
| FAC310 | The Reference Point Code <Reference Point Code value> does not exist or is inactive in the ICIS reference table. | Reference Point must be a valid (i.e., Active) code in the REF_REFERENCE_POINT table. | Reject the entire permit transaction. | Permit Identifier |
| FAC320 | 1) Construction Project Latitude Measure must be entered because Construction Project Longitude Measure has been entered. 2) Construction Project Longitude Measure must be entered because Construction Latitude Measure has been entered. | Construction Latitude must be entered if Construction Longitude is entered and vice versa. Note: When submitting a Change or Replace (like Change) transaction, Construction Latitude must be submitted with any of these data tags, and vice versa; however, when updating an existing record if Construction Latitude already exists in ICIS it does not need to be resubmitted, and vice versa. | Reject the entire permit transaction. | Permit Identifier |
| FAC330 | Latitude Measure <Latitude Measure value> must be greater than or equal to -90 and less than or equal to 90. | Latitude must be greater than or equal to -90 and less than or equal to 90. | Reject the entire permit transaction. | Permit Identifier |
| FAC340 | Longitude Measure <Longitude Measure value> must be greater than or equal to -180 and less than or equal to 180. | Longitude must be greater than or equal to -180 and less than or equal to 180. | Reject the entire permit transaction. | Permit Identifier |
| FAC350 | Construction Project Latitude Measure <Construction Project Latitude Measure value> must be greater than or equal to -90 and less than or equal to 90. | Construction Project Latitude must be greater than or equal to -90 and less than or equal to 90. | Reject the entire permit transaction. | Permit Identifier |
| FAC360 | Construction Project Longitude Measure <Construction Project Longitude Measure value> must be greater than or equal to -180 and less than or equal to 180. | Construction Project Longitude must be greater than or equal to -180 and less than or equal to 180. | Reject the entire permit transaction. | Permit Identifier |

| Error/Warning Code | Error/Warning Message | Reason for Error | Result of Error or Warning | Key Fields of Record Affected |
|--------------------|---|--|---------------------------------------|-------------------------------|
| FAC370 | Location County Code <Location Address County Code value> does not exist, is inactive in the ICIS reference table, or is not valid for the Location State Code submitted. | County must be a valid (i.e., Active) code in the REF_COUNTY table for the State submitted. | Reject the entire permit transaction. | Permit Identifier |
| FAC380 | If CITY_CODE exists in ICIS_FACILITY_INTEREST, the submitted County must be associated with the CITY_CODE in the REF_CITY table for the corresponding ICIS_FACILITY_INTEREST.CITY_CODE. | Location County Code <Location Address County Code value> is not associated with the City Code that currently exists on the corresponding Facility record. | Reject the entire permit transaction. | Permit Identifier |

9.1.5 Master General Permit Error Messages

The table below lists error messages that are generated when ICIS-NPDES Batch cannot process a master general permit transaction, what caused the error, how the error affected the transaction, and the key fields of the transaction that had the error.

| Error/Warning Code | Error/Warning Message | Reason for Error | Result of Error or Warning | Key Fields of Record Affected |
|--------------------|--|--|---|-------------------------------|
| BAT010 | Transaction Type <Transaction Type value> is not valid for <Submission Type value>. | Transaction Type must be valid for Permits. Valid Transaction Types are N (New), C (Change), R (Replace), D (Delete). | Reject entire Master General Permit transaction | Permit Identifier |
| BAT020 | User <ID value> does not have privileges to perform this <Transaction Type value> <Submission Type value> transaction. | User must have privileges to perform the transaction. This relates to specific roles, access level (HQ, specific region, specific state), and sensitive data privileges. Note: ICIS does not have Batch-specific privileges. The privileges for Batch and Web access are the same. | Reject entire Master General Permit transaction | Permit Identifier |

| Error/Warning Code | Error/Warning Message | Reason for Error | Result of Error or Warning | Key Fields of Record Affected |
|--------------------|--|--|---|-------------------------------|
| MGP030 | The Permit transaction contains key data and no other data for processing. | If the permit contains key data and no other data, ICIS rejects the Permit transaction. | Reject entire Master General Permit transaction | Permit Identifier |
| MGP040 | A permit already exists for the key data entered. | The permit identified by the NPDES ID must not already exist in the ICIS system. | Reject entire Master General Permit transaction | Permit Identifier |
| MGP050 | Permit Identifier <Permit Identifier value> is not a valid format. | <p>NPDES ID must follow the following format:</p> <ul style="list-style-type: none"> • Positions 1 and 2 must be a valid State or Tribe (i.e., in the REF_STATE table, usage indicator is N or B) or a Valid Region (i.e., 01-10). • Positions 3–9 must be alphanumeric and must be a unique combination within a common value for positions 1–2 (i.e., must be unique within state, tribe, or region except for multiple versions of the same Permit). <p>Note: This business rule is not checked for Replace transactions where the Permit exists in ICIS.</p> | Reject entire Master General Permit transaction | Permit Identifier |
| MGP060 | A permit does not exist for the key data entered. | NPDES ID submitted must exist in ICIS. | Reject entire Master General Permit transaction | Permit Identifier |
| MGP065 | Permit Type Code must be entered for a permit. | <p>Permit Type must exist for a Permit in ICIS.</p> <p>Note: This business rule is not checked for Replace transactions where the Permit exists in ICIS.</p> | Reject entire permit transaction | Permit Identifier |

| Error/Warning Code | Error/Warning Message | Reason for Error | Result of Error or Warning | Key Fields of Record Affected |
|--------------------|--|---|---|-------------------------------|
| MGP070 | The Permit Type Code <Permit Type Code value> is invalid for the Master General Permit Data Payload. | When submitting the Master General Permit Data Payload, the Permit Type must be one of the following: <ul style="list-style-type: none"> • NPDES Master General Permit • State Issued Master General Permit (Non-NPDES) | Reject entire Master General Permit transaction | Permit Identifier |
| MGP080 | Permit Type Code cannot be changed. | Permit Type cannot be changed. Note: This business rule is not checked for Replace transactions where the Permit does not exist in ICIS. | Reject entire Master General Permit transaction | Permit Identifier |
| MGP100 | Agency Type Code must be entered for a permit. | Agency Type must be entered for a Master General Permit. | Reject entire Master General Permit transaction | Permit Identifier |
| MGP110 | Agency Type Code <Agency Type Code value> is not valid for permits, or is inactive in the ICIS reference table. | Agency Type must be a valid (i.e., Active) code with an Activity_Group_Code = PER in the REF_AGENCY_TYPE table. | Reject entire Master General Permit transaction | Permit Identifier |
| MGP115 | Permit Status Code cannot be changed because the current status is Terminated. | If the Permit Status Code is Terminated, it cannot be changed. Note: This business rule is not checked for Replace transactions where the Permit does not exist in ICIS. | Reject entire permit transaction | Permit Identifier |
| MGP120 | When any one of the Permit Dates (Permit Issue Date, Permit Effective Date, and Permit Expiration Date) exists, all three Permit Dates must exist. One or more of the dates are missing. | If any one of the Permit Dates (Issue, Effective, or Expiration) exists, then all 3 dates must exist. | Reject entire Master General Permit transaction | Permit Identifier |
| MGP130 | The Permit Issue Date <Permit Issue Date value> must be less than or equal to Permit Effective Date <Permit Effective Date value>. | Permit Issue Date must be less than or equal to Permit Effective Date. | Reject entire Master General Permit transaction | Permit Identifier |

| Error/Warning Code | Error/Warning Message | Reason for Error | Result of Error or Warning | Key Fields of Record Affected |
|--------------------|---|---|---|-------------------------------|
| MGP140 | The Permit Effective Date <Permit Effective Date value> must be less than or equal to Permit Expiration Date <Permit Expiration Date value>. | Permit Effective Date must be less than or equal to Permit Expiration Date. | Reject entire Master General Permit transaction | Permit Identifier |
| MGP150 | The Permit Expiration Date <Permit Expiration Date value> cannot be greater than 5 years after the Permit Effective Date <Permit Effective Date value>. | Permit Expiration Date cannot be greater than 5 years after the Permit Effective Date. Note: This rule is only checked if Permit Effective Date and Permit Expiration Date have not already been saved. | Reject entire Master General Permit transaction | Permit Identifier |
| MGP160 | The earliest Monitoring Period End Date for Limit Set(s) < Permitted Feature Identifier value 1 Limit Set Designator value 1, Permitted Feature Identifier value 2 Limit Set Designator value 2,... Permitted Feature Identifier value n Limit Set Designator value n> must be greater than the Permit Effective Date <Permit Effective Date value>. Note: For this error message, each Limit Set will be listed that has this error. | If a Limit Set exists when the Permit dates are entered, the earliest Monitoring Period End Date / Modification Monitoring Period End Date must be greater than the Permit Effective Date. Note: This business rule is not checked for Replace transactions where the Permit does not exist in ICIS. | Reject entire Master General Permit transaction | Permit Identifier |
| MGP170 | The Modification Effective Date of Limit Set(s) < Permitted Feature Identifier value 1 Limit Set Designator value 1, Permitted Feature Identifier value 2 Limit Set Designator value 2,... Permitted Feature Identifier value n Limit Set Designator value n> must be greater than or equal to the Permit Issue Date <Permit Issue Date value>. Note: For this error message, each Limit Set will be listed that has this error. | If a Limit Set exists, the Limit Set Schedule Modification Effective Date must be greater than or equal to the Permit Issue Date. Note: This business rule is not checked for Replace transactions where the Permit does not exist in ICIS. | Reject entire Master General Permit transaction | Permit Identifier |

| Error/Warning Code | Error/Warning Message | Reason for Error | Result of Error or Warning | Key Fields of Record Affected |
|--------------------|--|--|---|-------------------------------|
| MGP180 | <p>The Modification Effective Date of Limit Set(s) < Permitted Feature Identifier value 1 Limit Set Designator value 1, Permitted Feature Identifier value 2 Limit Set Designator value 2,... Permitted Feature Identifier value n Limit Set Designator value n> must be less than or equal to the Permit Expiration Date <Permit Expiration Date value>.</p> <p>Note: For this error message, each Limit Set will be listed that has this error.</p> | <p>If a Limit Set exists when the Permit Dates are entered, the Limit Set Schedule Modification Effective Date must be less than or equal to the Permit Expiration Date.</p> <p>Note: This business rule is not checked for Replace transactions where the Permit does not exist in ICIS.</p> | Reject entire Master General Permit transaction | Permit Identifier |
| MGP190 | <p>The earliest Schedule Date of the Permit Schedule(s) < Narrative Condition Number value 1, Narrative Condition Number value 2,...Narrative Condition Number value n> must be greater than or equal to the Permit Effective Date <Permit Effective Date value>.</p> <p>Note: For this error message, each Permit Schedule will be listed that has this error.</p> | <p>If a Permit Schedule exists when the Permit Dates are entered, the Schedule Date of the earliest Permit Schedule Event must be greater than or equal to the Permit Effective date.</p> <p>Note: This business rule is not checked for Replace transactions where the Permit does not exist in ICIS.</p> | Reject entire permit transaction | Permit Identifier |
| MGP200 | Permit Effective Date and Permit Expiration Date cannot be changed. | <p>Permit Effective Date and Permit Expiration Date cannot be changed once they have been saved.</p> <p>Note: This business rule is not checked for Replace transactions where the Permit does not exist in ICIS.</p> | Reject entire permit transaction | Permit Identifier |
| MGP210 | Associated Permit <Associated Permit Identifier value 1, Associated Permit Identifier 2, ...Associated Permit Identifier n> does not exist in ICIS. | The value entered in Associated NPDES ID must exist in ICIS. | Reject entire Master General Permit transaction | Permit Identifier |

| Error/Warning Code | Error/Warning Message | Reason for Error | Result of Error or Warning | Key Fields of Record Affected |
|--------------------|--|---|---|-------------------------------|
| MGP220 | The combination of Associated Permit Identifier <Associated Permit Identifier value> and Associated Permit Reason Code <Associated Permit Reason Code value> already exists for this permit. | The combination of Associated NPDES ID and Association Reason must be unique within the permit. | Reject entire Master General Permit transaction | Permit Identifier |
| MGP230 | Associated Permit Reason Code <Associated Permit Reason Code value 1, Associated Permit Reason Code value 2,...Associated Permit Reason Code n> does not exist or is inactive in the ICIS reference table. | Association Reason Code must be a valid (i.e., Active) code in the REF_PERM_ASSOCIATION table. | Reject entire Master General Permit transaction | Permit Identifier |
| MGP240 | Both asterisks and values were entered in the required tags Associated Permit Identifier and Associated Permit Reason Code. All asterisks or all values must be entered in the required tags. | Asterisks must be entered in all required Associated Permit tags (Associated Permit Identifier and Associated Permit Reason Code) to blank out all Associated Permits. If asterisks are only entered in some required tags and values are entered in other required tags, the transaction will be rejected. | Reject entire Master General Permit transaction | Permit Identifier |
| MGP250 | Permit SIC Code <SIC Code value 1, SIC Code value 2,...SIC Code value n> does not exist or is inactive in the ICIS reference table. | Permit SIC Code must be a valid (i.e., Active) code in the REF_SIC table. | Reject entire Master General Permit transaction | Permit Identifier |
| MGP260 | More than one permit SIC Code <SIC Code value 1, SIC Code value 2, ... SIC Code value n> has been designated with a SIC Primary Indicator Code. | Only one permit SIC Code can be designated as the Primary SIC Code. | Reject entire Master General Permit transaction | Permit Identifier |
| MGP270 | Permit NAICS Code <NAICS Code value 1, NAICS Code Value 2,... NAICS Code value n> does not exist or is inactive in the ICIS reference table. | Permit NAICS Code must be a valid (i.e., Active) code in the REF_NAICS table. | Reject entire Master General Permit transaction | Permit Identifier |
| MGP280 | More than one permit NAICS Code <NAICS Code value 1, NAICS Code value 2, ... NAICS Code value n> has been designated with a NAICS Primary Indicator Code. | Only one permit NAICS Code can be designated as the Primary NAICS Code. | Reject entire Master General Permit transaction | Permit Identifier |

| Error/Warning Code | Error/Warning Message | Reason for Error | Result of Error or Warning | Key Fields of Record Affected |
|--------------------|---|---|---|-------------------------------|
| MGP290 | Both asterisks and values were entered in the required tags SIC Code and SIC Primary Indicator Code. All asterisks or all values must be entered in the required tags. | Asterisks must be entered in all required permit SIC tags (SIC Code and Primary SIC) to blank out all permit SIC Codes. If asterisks are only entered in some required tags and values are entered in other required tags, the transaction will be rejected. | Reject entire Master General Permit transaction | Permit Identifier |
| MGP300 | Both asterisks and values were entered in the required permit tags NAICS Code and NAICS Primary Indicator Code. All asterisks or all values must be entered in the required tags. | Asterisks must be entered in all required permit NAICS tags (NAICS Code and Primary NAICS) to blank out all NAICS Codes. If asterisks are only entered in some required tags and values are entered in other required tags, the transaction will be rejected. | Reject entire Master General Permit transaction | Permit Identifier |
| MGP310 | Permit SIC Code <SIC Code value> was submitted multiple times with different SIC Primary Indicator Code values. | The same permit SIC Code cannot be included multiple times with different SIC Primary Indicator Codes. | Reject entire permit transaction | Permit Identifier |
| MGP320 | Permit NAICS Code <NAICS Code value> was submitted multiple times with different NAICS Primary Indicator Code values. | The same permit NAICS Code cannot be included multiple times with different NAICS Primary Indicator Codes. | Reject entire permit transaction | Permit Identifier |
| MGP330 | General Permit Industrial Category must be entered for a Master General Permit. | General Permit Industrial Category must exist for a Master General Permit. | Reject entire Master General Permit transaction | Permit Identifier |
| MGP340 | General Permit Industrial Category <General Permit Industrial Category value> does not exist or is inactive in the ICIS reference table. | General Permit Industrial Category must be a valid (i.e., Active) code in the REF_PERM_INDUSTRIAL_CAT table. | Reject entire Master General Permit transaction | Permit Identifier |
| MGP350 | Permit Component Type Code <Permit Component Type Code value 1, Permit Component Type Code value 2,... Permit Component Type Code value n> does not exist or is inactive in the ICIS reference table. | Permit Component Type Code must be a valid (i.e., Active) code in the REF_COMPONENT_TYPE table. | Reject entire Master General Permit transaction | Permit Identifier |

| Error/Warning Code | Error/Warning Message | Reason for Error | Result of Error or Warning | Key Fields of Record Affected |
|--------------------|--|---|---|-------------------------------|
| MGP360 | A Permit Component Storm Water Medium/Large MS4s is not valid for a Master General Permit. | The Permit Component Storm Water Medium/Large MS4s is not a valid component for MGPs. | Reject entire Master General Permit transaction | Permit Identifier |
| MGP370 | The Permit Component Type Code <Permit Component Type Code value 1, Permit Component Type Code value 2,... Permit Component Type Code value n> cannot be removed from the Master General Permit because one or more linked GPCFs have the component. | A Permit Component cannot be removed from an MGP if any of the GPCFs linked to that MGP also have that component. Note: This business rule is not checked for Replace transactions where the Permit does not exist in ICIS. | Reject entire Master General Permit transaction | Permit Identifier |
| MGP380 | The Permit cannot be deleted because at least one linked GPCF exists. | The Permit cannot be deleted if it has any GPCFs linked to it. Note: This business rule is not checked for Permits where a previous version of the Permit exists. | Reject entire Master General Permit transaction | Permit Identifier |
| MGP390 | The Permit cannot be deleted because it is the only version of the Permit and it is listed as an Associated NPDES Permit for at least one other Permit. | A Permit cannot be deleted if it is the only version of the Permit and it is listed as an Associated NPDES Permit for (the current version of) at least one other Permit. Note: This business rule is not checked for Permits where a previous version of the Permit exists. | Reject entire Master General Permit transaction | Permit Identifier |
| MGP400 | The Permit cannot be deleted because the Permit Status = Terminated. | If the Permit Status = Terminated, the Permit cannot be deleted. | Reject entire Master General Permit transaction | Permit Identifier |

9.1.6 Permit Component Error Messages

The table below lists error messages that are generated when ICIS-NPDES Batch cannot process a permit component transaction, what caused the error, how the error affected the transaction, and the key fields of the transaction that had the error.

| Error/Warning Code | Error/Warning Message | Reason for Error | Result of Error or Warning | Key Fields of Record Affected |
|--------------------|---|--|--|-------------------------------|
| BAT010 | Transaction Type <Transaction Type value> is not valid for <Submission Type value>. | Transaction Type must be valid for Permit Components. Valid Transaction Types are N (New), C (Change), R (Replace), and X (Mass Delete). | Reject entire Permit Component transaction | Permit Identifier |
| BAT020 | User <ID value> does not have privileges to perform this <Transaction Type value> <Submission Type value> transaction. | User must have privileges to perform the transaction. This relates to specific roles, access level (HQ, specific region, specific state), and sensitive data privileges. Note: ICIS does not have Batch-specific privileges. The privileges for Batch and Web access are the same. | Reject entire Permit Component transaction | Permit Identifier |
| PC030 | A permit does not exist for the key data entered. | The NPDES ID entered must exist in ICIS. Note: This business rule is not checked for Replace transactions where the Permit Component exists in ICIS. | Reject the Permit Component transaction. | Permit Identifier |
| PC040 | A <Submission Type value> Component already exists for this Permit in ICIS. | For a Component transaction, the Permit Component must not already exist for the Permit in ICIS. | Reject the Permit Component transaction. | Permit Identifier |
| PC050 | A <Submission Type value> Component does not exist for the key data entered. | The Component must already exist for the Permit in ICIS. | Reject the Permit Component transaction. | Permit Identifier |
| PC060 | The <Submission Type value> Component transaction contains key data and no other data for processing. | If the Component transaction contains only key data and no other data, ICIS rejects the Permit Component transaction. | Reject the Permit Component transaction. | Permit Identifier |
| PC070 | This General Permit Covered Facility cannot have a <Submission Type value> Component because its Associated Master General Permit does not have a <Submission Type value> Permit Component. | For a Component transaction for a GPCF, the GPCF's Associated Master General Permit must have the Permit Component. Note: <ul style="list-style-type: none"> This business rule is not checked for Storm Water MS4 Medium/Large Permit Component transactions. This business rule is not checked for Replace transactions where the Permit Component exists in ICIS. | Reject the Permit Component transaction. | Permit Identifier |

| Error/Warning Code | Error/Warning Message | Reason for Error | Result of Error or Warning | Key Fields of Record Affected |
|--------------------|--|--|--|-------------------------------|
| BIO010 | <p>The Permit has a Permit Type Code of [NPDES Master General Permit (NGP), State Issued Master General Permit Non-NPDES (SNN), Individual IU Permit Non-NPDES (IIU), Unpermitted Facility (UFT), or Individual State Issued Permit Non-NPDES (SIN)] which is invalid for a Biosolids Permit Component transaction.</p> <p>Note:</p> <ul style="list-style-type: none"> In the message above, all Permit Types and their Codes that may have this error are listed in brackets. Only the Permit Type and Code for which this error occurs will be included in the actual error message. Brackets will not display in the error messages; they just indicate that the message is dynamic. | <p>For a Biosolids Permit Component transaction, the Permit Type for the Permit identified by the NPDES ID cannot be:</p> <ul style="list-style-type: none"> NPDES Master General Permit State Issued Master General Permit (Non-NPDES) Individual IU Permit (Non-NPDES) Unpermitted Facility Individual State Issued Permit (Non-NPDES) <p>Note: This business rule is not checked for Replace transactions where the Permit Component exists in ICIS.</p> | Reject the Biosolids Permit Component transaction. | Permit Identifier |
| BIO020 | All data cannot be blank for a Biosolids Permit Component. | <p>All data for a Biosolids Permit Component cannot be blank.</p> <p>Note: A Biosolids Permit Component must have at least one data element. To remove the Biosolids Permit Component, the user must use the Mass Delete Transaction.</p> | Reject the Biosolids Permit Component transaction. | Permit Identifier |
| BIO030 | Biosolids Type Code <Biosolids Type Code value 1, Biosolids Type Code value 2, ...Biosolids Type Code value n> does not exist or is inactive in the ICIS reference table. | Biosolids Type must be a valid (i.e., Active) code in the REF_BIOSOLID_TYPE table. | Reject the Biosolids Permit Component transaction. | Permit Identifier |
| BIO040 | Biosolids End Use Disposal Type <Biosolids End Use Disposal Type value 1, Biosolids End Use Disposal Type value, ... Biosolids End Use Disposal Type value n> does not exist or is inactive in the ICIS reference table. | Biosolids End Use Disposal Type must be a valid (i.e., Active) code in the REF_BIOSOLID_DISPOSAL_TYPE table. | Reject the Biosolids Permit Component transaction. | Permit Identifier |

| Error/Warning Code | Error/Warning Message | Reason for Error | Result of Error or Warning | Key Fields of Record Affected |
|--------------------|---|---|---|-------------------------------|
| CAF010 | <p>The Permit has a Permit Type Code of [NPDES Master General Permit (NGP), State Issued Master General Permit Non-NPDES (SNN), Individual IU Permit Non-NPDES (IIU), Unpermitted Facility (UFT), or Associated Permit Record (APR)] which is invalid for a CAFO Permit Component transaction.</p> <p>Note:</p> <ul style="list-style-type: none"> In the message above, all Permit Types and their Codes that may have this error are listed in brackets. Only the Permit Type and Code for which this error occurs will be included in the actual error message. Brackets will not display in the error messages; they just indicate that the message is dynamic. | <p>For a CAFO Permit Component transaction, the Permit Type for the Permit identified by the NPDES ID cannot be:</p> <ul style="list-style-type: none"> NPDES Master General Permit State Issued Master General Permit (Non-NPDES) Individual IU Permit (Non-NPDES) Unpermitted Facility Associated Permit Record <p>Note: This business rule is not checked for Replace transactions where the Permit Component exists in ICIS.</p> | Reject the CAFO Permit Component transaction. | Permit Identifier |
| CAF020 | All data cannot be blank for a CAFO Permit Component. | <p>All data for a CAFO Permit Component cannot be blank.</p> <p>Note: A CAFO Permit Component must have at least one data element. To remove the CAFO Permit Component, the user must use the Mass Delete Transaction.</p> | Reject the CAFO Permit Component transaction. | Permit Identifier |
| CAF030 | CAFO Classification Code <CAFO Classification Code value> does not exist or is inactive in the ICIS reference table. | CAFO Classification must be a valid (i.e., Active) code in the REF_CAFO_CLASSIFICATION table. | Reject the CAFO Permit Component transaction. | Permit Identifier |
| CAF040 | CAFO Designation Reason Text must be entered because the CAFO Classification Code = S. | If CAFO Classification = Small, Designation Reason must exist. | Reject the CAFO Permit Component transaction. | Permit Identifier |
| CAF060 | Animal Type Code <Animal Type Code value 1, Animal Type Code value 2, ...Animal Type Code value n> does not exist or is inactive in the ICIS reference table. | Animal Type must be a valid (i.e., Active) code in the REF_ANIMAL_TYPE table. | Reject the CAFO Permit Component transaction. | Permit Identifier |
| CAF070 | Other Animal Type Name must be entered because Animal Type Code = OTH. | If Animal Type = Other, Animal Type Other Description must exist. | Reject the CAFO Permit Component transaction. | Permit Identifier |

| Error/Warning Code | Error/Warning Message | Reason for Error | Result of Error or Warning | Key Fields of Record Affected |
|--------------------|--|--|---|-------------------------------|
| CAF080 | Animal Type Code must = OTH because Other Animal Type Name exists. | If Animal Type Other Description exists, then Animal Type must = Other. | Reject the CAFO Permit Component transaction. | Permit Identifier |
| CAF090 | Animal Type Code(s) <Animal Type Code value 1, Animal Type Code value 2, ... Animal Type Code value n> must be entered only once for Animal Type values. | The Animal Type Code entered must be unique for Animal Type. | Reject the CAFO Permit Component transaction. | Permit Identifier |
| CAF100 | Total Number Each Livestock must be entered for Animal Type Code(s) <Animal Type Code value 1, Animal Type Code value 2, ...Animal Type Code value n> and be greater than zero. | For each Animal Type entered, Total Number must exist and be greater than zero. | Reject the CAFO Permit Component transaction. | Permit Identifier |
| CAF110 | For Animal Type Code(s) <Animal Type Code value 1, Animal Type Code value 2, ... Animal Type Code value n>, Open Confinement Count plus Housed Under Roof Confinement Count must = Total Number. | For each Animal Type entered, Open Confinement Count plus Housed Under Roof Confinement Count must = Total Number. Note: Either Open Confinement Count or Housed Under Roof Count may be blank provided Total Number = the sum of the values that were entered. | Reject the CAFO Permit Component transaction. | Permit Identifier |
| CAF120 | Manure Litter Processed Wastewater Storage Type <Manure Litter Processed Wastewater Storage Type value 1, Manure Litter Processed Wastewater Storage Type value 2, ... Manure Litter Processed Wastewater Storage Type value n> does not exist or is inactive in the ICIS reference table. | Manure, Litter, and Processed Wastewater Storage Type must be a valid (i.e., Active) code in the REF_STORAGE_TYPE table. | Reject the CAFO Permit Component transaction. | Permit Identifier |
| CAF130 | Storage Total Capacity Measure must be entered for Manure Litter Processed Wastewater Storage Type <Manure Litter Processed Wastewater Storage Type value 1, Manure Litter Processed Wastewater Storage Type value 2, ...Manure Litter Processed Wastewater Storage Type value n>. | For each Manure, Litter, and Processed Wastewater Storage Type entered, Storage Total Capacity Measure must exist. | Reject the CAFO Permit Component transaction. | Permit Identifier |

| Error/Warning Code | Error/Warning Message | Reason for Error | Result of Error or Warning | Key Fields of Record Affected |
|--------------------|--|---|---|-------------------------------|
| CAF140 | Other Storage Type Name must be entered because Manure Litter Processed Wastewater Storage Type = OTH. | If Manure, Litter, and Processed Wastewater Storage Type = Other, Manure, Litter, and Processed Wastewater Storage Type, Other Description must exist. | Reject the CAFO Permit Component transaction. | Permit Identifier |
| CAF150 | Manure Litter Processed Wastewater Storage Type must = OTH because Other Storage Type Name exists. | If Manure, Litter, and Processed Wastewater Storage Type Other Description exists, then Manure, Litter, and Processed Wastewater Storage Type must = Other. | Reject the CAFO Permit Component transaction. | Permit Identifier |
| CAF160 | Manure, Litter, and Processed Wastewater Storage Type(s) <Manure, Litter, and Processed Wastewater Storage Type value 1, Manure, Litter, and Processed Wastewater Storage Type value 2, ... Manure, Litter, and Processed Wastewater Storage Type value n> must be entered only once for Manure, Litter, and Processed Wastewater Storage Type values. | The Manure, Litter, and Processed Wastewater Storage Type entered must be unique for Manure, Litter, and Processed Wastewater Storage Type. | Reject the CAFO Permit Component transaction. | Permit Identifier |
| CAF170 | Containment Type Code <Containment Type Code value 1, Containment Type Code value 2, ... Containment Type Code value n> does not exist or is inactive in the ICIS reference table. | Containment Type must be a valid (i.e., Active) code in the REF_CONTAINMENT_TYPE table. | Reject the CAFO Permit Component transaction. | Permit Identifier |
| CAF180 | Other Containment Type Name must be entered because Containment Type Code = OTH. | If Containment Type = Other, Containment Type Other Description must exist. | Reject the CAFO Permit Component transaction. | Permit Identifier |
| CAF190 | Containment Type Code must = OTH because Other Containment Type Name is entered. | If Containment Type Other Description exists, Containment Type must = Other | Reject the CAFO Permit Component transaction. | Permit Identifier |
| CAF200 | Containment Type Code(s) <Containment Type Code value 1, Containment Type Code value 2, ... Containment Type Code value n> must be entered only once for Containment Type values. | The Containment Type Code entered must be unique for Containment Type | Reject the CAFO Permit Component transaction. | Permit Identifier |

| Error/Warning Code | Error/Warning Message | Reason for Error | Result of Error or Warning | Key Fields of Record Affected |
|--------------------|--|--|---|-------------------------------|
| CAF210 | Containment Capacity Number must be entered for Containment Type Code <Containment Type Code value 1, Containment Type Code value 2, ... Containment Type Code value n>. | For each Containment Type entered, Total Capacity must exist. | Reject the CAFO Permit Component transaction. | Permit Identifier |
| CAF220 | Land Application BMP Type Code <Land Application BMP Type Code value 1, Land Application BMP Type Code value 2, ... Land Application BMP Type Code value n> does not exist or is inactive in the ICIS reference table. | Land Application BMP Type must be a valid (i.e., Active) code in the REF_BMP table. | Reject the CAFO Permit Component transaction. | Permit Identifier |
| CAF230 | Other Land Application BMP Type Name must be entered because Land Application BMP Type Code = OTH. | If Land Application BMP Type = Other, Land Application BMP Type Other Description must exist. | Reject the CAFO Permit Component transaction. | Permit Identifier |
| CAF240 | Land Application BMP Type Code must = OTH because Other Land Application BMP Type Name is entered. | If Land Application BMP Type Other Description exists, Land Application BMP Type must = Other. | Reject the CAFO Permit Component transaction. | Permit Identifier |
| CAF250 | Land Application BMP Type Code(s) <Land Application BMP Type Code value 1, Land Application BMP Type Code value 2, ... Land Application BMP Type Code value n> must be entered only once for Land Application BMP Type values. | The Land Application BMP Type Code entered must be unique for Land Application BMP Type. | Reject the CAFO Permit Component transaction. | Permit Identifier |

| Error/Warning Code | Error/Warning Message | Reason for Error | Result of Error or Warning | Key Fields of Record Affected |
|--------------------|--|--|--|-------------------------------|
| CSO010 | <p>The Permit has a Permit Type Code of [NPDES Master General Permit (NGP), State Issued Master General Permit Non-NPDES (SNN), Individual IU Permit Non-NPDES (IIU), Unpermitted Facility (UFT), Individual State Issued Permit Non-NPDES (SIN), or Associated Permit Record (APR)] which is invalid for a CSO Permit Component transaction.</p> <p>Note:</p> <ul style="list-style-type: none"> In the message above, all Permit Types and their Codes that may have this error are listed in brackets. Only the Permit Type and Code for which this error occurs will be included in the actual error message. Brackets will not display in the error messages; they just indicate that the message is dynamic. | <p>For a CSO Permit Component transaction, the Permit Type for the Permit identified by the NPDES ID cannot be:</p> <ul style="list-style-type: none"> NPDES Master General Permit State Issued Master General Permit (Non-NPDES) Individual IU Permit (Non-NPDES) Unpermitted Facility Individual State Issued Permit (Non-NPDES) Associated Permit Record <p>Note: This business rule is not checked for Replace transactions where the Permit Component exists in ICIS.</p> | Reject the CSO Permit Component transaction. | Permit Identifier |
| CSO020 | <p>The following fields must be entered for a CSO Permit Component: (CSS Population Served Number, Collection System Combined Percent).</p> <p>Note:</p> <ul style="list-style-type: none"> In the message above, all XML tags that may have this error are listed in parentheses. Only the tags for which this error occurs will be included in the actual error message. Parentheses will not display in the error messages; they just indicate that the message is dynamic. | CSS Population Served and Percent of Collection System Combined must exist for a CSO Permit Component in ICIS. | Reject the CSO Permit Component transaction. | Permit Identifier |
| CSO030 | Satellite Collection System Identifier <Satellite Collection System Identifier value 1, Satellite Collection System Identifier value 2,... Satellite Collection System Identifier value n> does not exist in ICIS. | Permit ID of CSS Satellite Collection System must be a valid NPDES ID that exists in ICIS. | Reject the CSO Permit Component transaction. | Permit Identifier |

| Error/Warning Code | Error/Warning Message | Reason for Error | Result of Error or Warning | Key Fields of Record Affected |
|--------------------|---|---|---|-------------------------------|
| CSO040 | Both asterisks and values were entered in the required tags Satellite Collection System Identifier and Satellite Collection System Name. All asterisks or all values must be entered in the required tags. | Asterisks must be entered in all required tags (Satellite Collection System Identifier and Satellite Collection System Name) to blank out all Satellite Collection System data. If asterisks are only entered in some required tags and values are entered in other required tags, the transaction will be rejected. | Reject the CSO Permit Component transaction. | Permit Identifier |
| POTW010 | <p>The Permit has a Permit Type Code of [NPDES Master General Permit (NGP), State Issued Master General Permit Non-NPDES (SNN), Individual IU Permit Non-NPDES (IIU), Unpermitted Facility (UFT), or Associated Permit Record (APR)] which is invalid for a POTW Permit Component transaction.</p> <p>Note:</p> <ul style="list-style-type: none"> In the message above, all Permit Types and their Codes that may have this error are listed in brackets. Only the Permit Type and Code for which this error occurs will be included in the actual error message. Brackets will not display in the error messages; they just indicate that the message is dynamic. | <p>For a POTW Permit Component transaction, the Permit Type for the Permit identified by the NPDES ID cannot be:</p> <ul style="list-style-type: none"> NPDES Master General Permit State Issued Master General Permit (Non-NPDES) Individual IU Permit (Non-NPDES) Unpermitted Facility Associated Permit Record <p>Note: This business rule is not checked for Replace transactions where the Permit Component exists in ICIS.</p> | Reject the POTW Permit Component transaction. | Permit Identifier |
| POTW020 | A POTW Permit Component cannot be added to this permit because Major Minor Rating Code has been entered for the permit. | <p>If Major/Minor Rating Code has been entered for the Permit, a POTW Component cannot be added.</p> <p>Note: This business rule is not checked for Replace transactions where the Permit Component exists in ICIS.</p> | Reject the POTW Permit Component transaction. | Permit Identifier |

| Error/Warning Code | Error/Warning Message | Reason for Error | Result of Error or Warning | Key Fields of Record Affected |
|--------------------|---|--|---|-------------------------------|
| POTW030 | <p>The following fields must be entered for a POTW Permit Component: (SSCS Population Served Number, Combined SSCS System Length).</p> <p>Note:</p> <ul style="list-style-type: none"> In the message above, all XML tags that may have this error are listed in parentheses. Only the tags for which this error occurs will be included in the actual error message. Parentheses will not display in the error messages; they just indicate that the message is dynamic. | SSCS Population Served and Length of SSCS must exist for a POTW Permit Component in ICIS. | Reject the POTW Permit Component transaction. | Permit Identifier |
| POTW040 | Satellite Collection System Identifier <Satellite Collection System Identifier value 1, Satellite Collection System Identifier value 2,... Satellite Collection System Identifier value n> does not exist in ICIS. | Permit ID of SSCS Satellite Collection System must be a valid NPDES ID that exists in ICIS. | Reject the POTW Permit Component transaction. | Permit Identifier |
| POTW050 | Both asterisks and values were entered in the required tags Satellite Collection System Identifier and Satellite Collection System Name. All asterisks or all values must be entered in the required tags. | Asterisks must be entered in all required tags (Satellite Collection System Identifier and Satellite Collection System Name) to blank out all Satellite Collection System data. If asterisks are only entered in some required tags and values are entered in other required tags, the transaction will be rejected. | Reject the POTW Permit Component transaction. | Permit Identifier |

| Error/Warning Code | Error/Warning Message | Reason for Error | Result of Error or Warning | Key Fields of Record Affected |
|--------------------|---|---|---|-------------------------------|
| PRE010 | <p>The Permit has a Permit Type Code of [NPDES Master General Permit (NGP), State Issued Master General Permit Non-NPDES (SNN), Individual IU Permit Non-NPDES (IIU), Unpermitted Facility (UFT), or Individual State Issued Permit Non-NPDES (SIN)] which is invalid for a Pretreatment Permit Component transaction.</p> <p>Note:</p> <ul style="list-style-type: none"> In the message above, all Permit Types and their Codes that may have this error are listed in brackets. Only the Permit Type and Code for which this error occurs will be included in the actual error message. Brackets will not display in the error messages; they just indicate that the message is dynamic. | <p>For a Pretreatment Permit Component transaction, the Permit Type for the Permit identified by the NPDES ID cannot be:</p> <ul style="list-style-type: none"> NPDES Master General Permit State Issued Master General Permit (Non-NPDES) Individual IU Permit (Non-NPDES) Unpermitted Facility Individual State Issued Permit (Non-NPDES) <p>Note: This business rule is not checked for Replace transactions where the Permit Component exists in ICIS.</p> | Reject the Pretreatment Permit Component transaction. | Permit Identifier |
| PRE020 | Pretreatment Program Required Indicator Code must be entered for a Pretreatment Permit Component. | Pretreatment Program Required Indicator must exist for a Pretreatment Permit Component in ICIS. | Reject the Pretreatment Permit Component transaction. | Permit Identifier |
| PRE040 | Pretreatment Program Approved Date must be entered because Pretreatment Program Required Indicator Code = Y (Approved). | If Pretreatment Program Required Indicator = Y (Approved), Pretreatment Program Approved Date must exist. | Reject the Pretreatment Permit Component transaction. | Permit Identifier |
| PRE050 | The Pretreatment Program Required Indicator cannot = Y (Approved) because this Permit has an Associated Permit Identifier <Associated Permit Identifier value 1, Associated Permit Identifier value 2, ... Associated Permit Identifier value n> with Associated Permit Reason Code = APP (Associated Pretreatment Program) and a Pretreatment Program Required Indicator Code not = C (Covered). | The Pretreatment Program Required Indicator cannot = Y (Approved) if any Permit IDs entered in the Permit Basic Information Associated NPDES Permits section with Associated NPDES Permit Reason = APP (Associated Pretreatment Program) and Pretreatment Program Required Indicator is not = C (Covered). | Reject the Pretreatment Permit Component transaction. | Permit Identifier |

| Error/Warning Code | Error/Warning Message | Reason for Error | Result of Error or Warning | Key Fields of Record Affected |
|--------------------|--|---|---|-------------------------------|
| PRE060 | Pretreatment Program Required Indicator Code must = Y (Approved) because this Permit is the Control Authority for Permit <Permit Identifier value>. | The Pretreatment Program Required Indicator cannot be changed from Y (Approved) if the NPDES ID for this Pretreatment Component is listed as the Control Authority NPDES ID for another Permit. Note: This business rule is not checked for Replace transactions where the Permit Component does not exist. | Reject the Pretreatment Permit Component transaction. | Permit Identifier |
| PRE070 | Control Authority NPDES Identifier must be entered because Pretreatment Program Required Indicator Code = C (Covered). | If Pretreatment Program Required Indicator = C (Covered), Control Authority NPDES ID must exist. | Reject the Pretreatment Permit Component transaction. | Permit Identifier |
| PRE080 | The Pretreatment Program Required Indicator cannot be changed from C (Covered) because this Permit is listed as an Associated Permit Identifier with Associated Permit Reason Code = APP (Associated Pretreatment Program) for another Permit <Permit Identifier value>. | The Pretreatment Program Required Indicator cannot be changed from C (Covered) if this Permit is listed in another Permit as an Associated NPDES ID with Associated NPDES Permit Reason = APP (Associated Pretreatment Program). Note: This business rule is not checked for Replace transactions where the Permit Component does not exist. | Reject the Pretreatment Permit Component transaction. | Permit Identifier |
| PRE090 | Control Authority State Agency Code must be entered because Pretreatment Program Required Indicator Code = S (State). | If Pretreatment Program Required Indicator = S (State), Control Authority State Agency must exist. | Reject the Pretreatment Permit Component transaction. | Permit Identifier |
| PRE100 | Control Authority Regional Agency Code must be entered because Pretreatment Program Required Indicator Code = E (EPA). | If Pretreatment Program Required Indicator = E (EPA), Control Authority Regional Agency must exist. | Reject the Pretreatment Permit Component transaction. | Permit Identifier |
| PRE110 | Control Authority NPDES Identifier can only be entered if Pretreatment Program Required Indicator Code = C (Covered). | The Control Authority NPDES ID can only be entered if Pretreatment Program Required Indicator = C (Covered). | Reject the Pretreatment Permit Component transaction. | Permit Identifier |

| Error/Warning Code | Error/Warning Message | Reason for Error | Result of Error or Warning | Key Fields of Record Affected |
|--------------------|--|--|---|-------------------------------|
| PRE120 | The Control Authority NPDES Identifier <Control Authority NPDES Identifier value> does not exist in ICIS. | The NPDES ID entered in Control Authority NPDES ID must exist in ICIS. | Reject the Pretreatment Permit Component transaction. | Permit Identifier |
| PRE130 | The Control Authority NPDES Identifier <Control Authority NPDES Identifier value> entered is not valid because that permit does not have a Pretreatment Program Required Indicator Code = Y (Approved). | The Permit identified by the Control Authority NPDES ID must have Pretreatment Program Required Indicator = Y (Approved). | Reject the Pretreatment Permit Component transaction. | Permit Identifier |
| PRE140 | Control Authority State Agency Code <Control Authority State Agency Code value> does not exist or is inactive in the ICIS reference table. | Control Authority State Agency entered must be a valid (i.e., Active) code in the REF_STATE table. | Reject the Pretreatment Permit Component transaction. | Permit Identifier |
| PRE150 | Control Authority Regional Agency Code <Control Authority Regional Agency Code value> does not exist or is inactive in the ICIS reference table. | Control Authority Regional Agency entered must be a valid (i.e., Active) code in the REF_REGION table. | Reject the Pretreatment Permit Component transaction. | Permit Identifier |
| PRE160 | The Pretreatment Permit Component with the Pretreatment Program Required Indicator = C (Covered) cannot be deleted because this Permit is listed for another Permit <Permit Identifier value> as an Associated Permit Identifier with Associated Permit Reason Code = APP (Associated Pretreatment Program) and the Pretreatment Program Required Indicator = Y (Approved) for the other Permit. | A Pretreatment Permit Component with a Pretreatment Program Required Indicator = C (Covered) cannot be deleted if this Permit is listed in another Permit as an Associated NPDES Permit with Associated NPDES Permit Reason = APP (Associated Pretreatment Program) and the other Permit's Pretreatment Program Required Indicator = Y (Approved). | Reject the Pretreatment Permit Component transaction. | Permit Identifier |
| PRE170 | The Pretreatment Permit Component with the Pretreatment Program Required Indicator = Y (Approved) cannot be deleted because this Permit is listed as the Control Authority NPDES Identifier for Permit <Permit Identifier value 1, Permit Identifier value 2, ... Permit Identifier value n>. | A Pretreatment Permit Component with a Pretreatment Program Required Indicator = Y (Approved) cannot be deleted if this Permit is listed as the Control Authority NPDES ID for another Permit. | Reject the Pretreatment Permit Component transaction. | Permit Identifier |

| Error/Warning Code | Error/Warning Message | Reason for Error | Result of Error or Warning | Key Fields of Record Affected |
|--------------------|---|---|---|-------------------------------|
| PRE180 | The Pretreatment Permit Component cannot be deleted because this Permit is listed as the Receiving Permit Identifier (POTW) for the IU Permit <Permit Identifier value>. | The Pretreatment Permit Component cannot be deleted if the Permit identified by the NPDES ID is listed as the Receiving POTW ID for an Individual IU Permit (Non-NPDES). | Reject the Pretreatment Permit Component transaction. | Permit Identifier |
| SWC010 | The Permit has a Permit Type Code of [NPDES Master General Permit (NGP), State Issued Master General Permit Non-NPDES (SNN), Individual IU Permit Non-NPDES (IIU), Unpermitted Facility (UFT), Individual State Issued Permit Non-NPDES (SIN), or Associated Permit Record (APR)] which is invalid for a Storm Water Construction Permit Component transaction. Note: <ul style="list-style-type: none"> In the message above, all Permit Types and their Codes that may have this error are listed in brackets. Only the Permit Type and Code for which this error occurs will be included in the actual error message. Brackets will not display in the error messages; they just indicate that the message is dynamic. | For a Storm Water Construction Permit Component transaction, the Permit Type for the Permit identified by the NPDES ID cannot be: <ul style="list-style-type: none"> NPDES Master General Permit State Issued Master General Permit (Non-NPDES) Individual IU Permit (Non-NPDES) Unpermitted Facility Individual State Issued Permit (Non-NPDES) Associated Permit Record Note: This business rule is not checked for Replace transactions where the Permit Component exists in ICIS. | Reject the Storm Water Construction Permit Component transaction. | Permit Identifier |
| SWC020 | All data cannot be blank for a Storm Water Construction Permit Component. | All data for a Storm Water Construction Permit Component cannot be blank. Note: A Storm Water Construction Permit Component must have at least one data element. To remove the component, the user must use the Mass Delete Transaction. | Reject the Storm Water Construction Permit Component transaction. | Permit Identifier |
| SWC030 | Species Criterion Met Code must be entered because the Species Critical Habitat Indicator = Y. | If Species/Critical Habitat = Yes, Species Criterion Met must exist. | Reject the Storm Water Construction Permit Component transaction. | Permit Identifier |
| SWC040 | Historic Property Criterion Met Code must be entered because the Historic Property Indicator = Y. | If Historic Property = Yes, Historic Property Criterion Met must exist. | Reject the Storm Water Construction Permit Component transaction. | Permit Identifier |

| Error/Warning Code | Error/Warning Message | Reason for Error | Result of Error or Warning | Key Fields of Record Affected |
|--------------------|--|---|---|-------------------------------|
| SWC050 | Species Criterion Met Code <Species Criterion Met Code value> does not exist or is inactive in the ICIS reference table. | Species Criterion Met must be a valid (i.e., Active) code in the REF_SPECIES_CRITERION table. | Reject the Storm Water Construction Permit Component transaction. | Permit Identifier |
| SWC060 | Historic Property Criterion Met Code <Historic Property Criterion Met Code value> does not exist or is inactive in the ICIS reference table. | Historic Property Criterion Met Code must be a valid (i.e., Active) code in the REF_HISTORIC_CRITERION table. | Reject the Storm Water Construction Permit Component transaction. | Permit Identifier |
| SWC070 | Project Type Code <Project Type Code value> does not exist or is inactive in the ICIS reference table. | Project Type must be a valid (i.e., Active) code in the REF_PROJECT_TYPE table. | Reject the Storm Water Construction Permit Component transaction. | Permit Identifier |
| SWC080 | Project Plan Size Code <Project Plan Size Code value> does not exist or is inactive in the ICIS reference table. | Entire Project Size must be a valid (i.e., Active) code in the REF_PROJECT_PLAN_SIZE table. | Reject the Storm Water Construction Permit Component transaction. | Permit Identifier |
| SWC090 | <p>The following data cannot be entered because the Permit is not a General Permit Covered Facility: (NOI Signature Date, NOI Postmark Date, NOI Received Date, Complete NOI Received Date, NOT Termination Date, NOT Signature Date, NOT Postmark Date, NOT Received Date).</p> <p>Note:</p> <ul style="list-style-type: none"> In the message above, all XML tags that may have this error are listed in parentheses only the tags for which this error occurs will be included in the actual error message. Parentheses will not display in the error messages; they just indicate that the message is dynamic. | <p>The following data may only be entered for the Storm Water Construction Permit Component if the Permit Type is General Permit Covered Facility:</p> <ul style="list-style-type: none"> - NOI Signature Date - NOI Postmark Date - NOI Received Date - Complete NOI Received Date - NOT Termination Date - NOT Signature Date - NOT Postmark Date - NOT Received Date | Reject the Storm Water Construction Permit Component transaction. | Permit Identifier |

| Error/Warning Code | Error/Warning Message | Reason for Error | Result of Error or Warning | Key Fields of Record Affected |
|--------------------|---|---|---|-------------------------------|
| SWP010 | <p>The Permit has a Permit Type Code of [NPDES Master General Permit (NGP), State Issued Master General Permit Non-NPDES (SNN), Individual IU Permit Non-NPDES (IIU), Unpermitted Facility (UFT), Individual State Issued Permit Non-NPDES (SIN), or Associated Permit Record (APR)] which is invalid for a Storm Water Industrial Permit Component transaction.</p> <p>Note:</p> <ul style="list-style-type: none"> In the message above, all Permit Types and their Codes that may have this error are listed in brackets. Only the Permit Type and Code for which this error occurs will be included in the actual error message. Brackets will not display in the error messages; they just indicate that the message is dynamic. | <p>For a Storm Water Industrial Permit Component transaction, the Permit Type for the Permit identified by the NPDES ID cannot be:</p> <ul style="list-style-type: none"> NPDES Master General Permit State Issued Master General Permit (Non-NPDES) Individual IU Permit (Non-NPDES) Unpermitted Facility Individual State Issued Permit (Non-NPDES) Associated Permit Record <p>Note: This business rule is not checked for Replace transactions where the Permit Component exists in ICIS.</p> | Reject the Storm Water Industrial Permit Component transaction. | Permit Identifier |
| SWP020 | All data cannot be blank for a Storm Water Industrial Permit Component. | <p>All data for a Storm Water Industrial Permit Component cannot be blank.</p> <p>Note: A Storm Water Industrial Permit Component must have at least one data element. To remove the Storm Water Industrial Permit Component, the user must use the Mass Delete Transaction.</p> | Reject the Storm Water Industrial Permit Component transaction. | Permit Identifier |
| SWP030 | Species Criterion Met Code must be entered because the Species Critical Habitat Indicator = Y. | If Species/Critical Habitat = Yes, Species Criterion Met must exist. | Reject the Storm Water Industrial Permit Component transaction. | Permit Identifier |
| SWP040 | Historic Property Criterion Met Code must be entered because the Historic Property Indicator = Y. | If Historic Property = Yes, Historic Property Criterion Met must exist. | Reject the Storm Water Industrial Permit Component transaction. | Permit Identifier |
| SWP050 | Species Criterion Met Code <Species Criterion Met Code value> does not exist or is inactive in the ICIS reference table. | Species Criterion Met must be a valid (i.e., Active) code in the REF_SPECIES_CRITERION table. | Reject the Storm Water Industrial Permit Component transaction. | Permit Identifier |

| Error/Warning Code | Error/Warning Message | Reason for Error | Result of Error or Warning | Key Fields of Record Affected |
|--------------------|---|---|---|-------------------------------|
| SWP060 | Historic Property Criterion Met Code <Historic Property Criterion Met Code value> does not exist or is inactive in the ICIS reference table. | Historic Property Criterion Met must be a valid (i.e., Active) code in the REF_HISTORIC_CRITERION table. | Reject the Storm Water Industrial Permit Component transaction. | Permit Identifier |
| SWP070 | <p>The following data cannot be entered because the Permit is not a General Permit Covered Facility: (NOI Signature Date, NOI Postmark Date, NOI Received Date, Complete NOI Received Date, NOT Termination Date, NOT Signature Date, NOT Postmark Date, NOT Received Date, No Exposure Authorization Date, No Exposure Postmark Date, No Exposure Criterion Met Indicator, No Exposure Evaluation Date, No Exposure Evaluation Basis Code, Paved Roof Size, Contact with Affiliation Type Text = SWX), Sector/Subsector, and Discharge into a Federal CERCLA site.</p> <p>Note:</p> <ul style="list-style-type: none"> In the message above, all XML tags that may have this error are listed in parentheses. Only the tags for which this error occurs will be included in the actual error message. Parentheses will not display in the error messages; they just indicate that the message is dynamic. | <p>The following data may only be entered for the Storm Water Industrial Permit Component if the Permit Type is General Permit Covered Facility:</p> <ul style="list-style-type: none"> - NOI Signature Date - NOI Postmark Date - NOI Received Date - Complete NOI Received Date - NOT Termination Date - NOT Signature Date - NOT Postmark Date - NOT Received Date - No Exposure Authorization Date - No Exposure Postmark Date - No Exposure Criteria Met - No Exposure Evaluation Date - No Exposure Evaluation Basis - Paved Roof Size (acres/sq ft) - No Exposure Authorized - Representative Contact (i.e., a contact with Affiliation Type Code of SWX in the REF_AFFILIATION_TYPE table) - Sector/Subsector - Discharge into a Federal CERCLA site. | Reject the Storm Water Industrial Permit Component transaction. | Permit Identifier |

| Error/Warning Code | Error/Warning Message | Reason for Error | Result of Error or Warning | Key Fields of Record Affected |
|--------------------|---|---|---|-------------------------------|
| SWP080 | <p>The following data cannot be entered because No Exposure Authorization Date does not exist: (No Exposure Postmark Date, No Exposure Criterion Met Indicator, No Exposure Evaluation Date, No Exposure Evaluation Basis Code, Paved Roof Size, and Contact with Affiliation Type Text = SWX).</p> <p>Note:</p> <ul style="list-style-type: none"> In the message above, all XML tags that may have this error are listed in parentheses, only the tags for which this error occurs will be included in the actual error message. Parentheses will not display in the error messages; they just indicate that the message is dynamic. | <p>If any of the following data are entered, then No Exposure Authorization Date must exist:</p> <ul style="list-style-type: none"> No Exposure Postmark Date No Exposure Criteria Met No Exposure Evaluation Date No Exposure Evaluation Basis Paved Roofed Size(acres/sq ft) No Exposure Authorized Representative Contact (i.e., a contact with Affiliation Type Code of SWX in the REF_AFFILIATION_TYPE table). | Reject the Storm Water Industrial Permit Component transaction. | Permit Identifier |
| SWP090 | No Exposure Evaluation Basis Code <No Exposure Evaluation Basis Code value> does not exist or is inactive in the ICIS reference table. | No Exposure Evaluation Basis must be a valid (i.e., Active) code in the REF_NO_EXPO_EVAL_BASIS table. | Reject the Storm Water Industrial Permit Component transaction. | Permit Identifier |
| SWP100 | The <SubsectorCodePlusDescription value> is an invalid or inactive Subsector Code and Subsector Description combination in the ICIS reference table. | The combination of Subsector Code and Subsector Description must be a valid (i.e., Active) combination in the REF_PERM_SW_IND_SUBSECTOR table. | Reject the Storm Water Industrial Permit Component transaction. | Permit Identifier |

| Error/Warning Code | Error/Warning Message | Reason for Error | Result of Error or Warning | Key Fields of Record Affected |
|--------------------|--|--|---|-------------------------------|
| SWL010 | <p>The Permit has a Permit Type Code of [NPDES Master General Permit (NGP), State Issued Master General Permit Non-NPDES (SNN), General Permit Covered Facility (GPC), Individual IU Permit Non-NPDES (IIU), Unpermitted Facility (UFT), Individual State Issued Permit Non-NPDES (SIN), or Associated Permit Record (APR)] which is invalid for a Storm Water MS4 Medium/Large Permit Component transaction.</p> <p>Note:</p> <ul style="list-style-type: none"> In the message above, all Permit Types and their Codes that may have this error are listed in brackets. Only the Permit Type and Code for which this error occurs will be included in the actual error message. Brackets will not display in the error messages; they just indicate that the message is dynamic. | <p>For a Storm Water MS4 Medium/Large Permit Component transaction, the Permit Type for the Permit identified by the NPDES ID cannot be:</p> <ul style="list-style-type: none"> NPDES Master General Permit State Issued Master General Permit (Non-NPDES) General Permit Covered Facility Individual IU Permit (Non-NPDES) Unpermitted Facility Individual State Issued Permit (Non-NPDES) Associated Permit Record <p>Note: This business rule is not checked for Replace transactions where the Permit Component exists in ICIS.</p> | Reject the Storm Water MS4 Medium/Large Permit Component transaction. | Permit Identifier |
| SWL020 | All data cannot be blank for a Storm Water MS4 Medium/Large Permit Component. | <p>All data for a Storm Water MS4 Medium/Large Permit Component cannot be blank.</p> <p>Note: A Storm Water MS4 Medium/Large Permit Component must have at least one data element. To remove the Storm Water MS4 Medium/Large Permit Component, the user must use the Mass Delete Transaction.</p> | Reject the Storm Water MS4 Medium/Large Permit Component transaction. | Permit Identifier |
| SWL030 | Species Criterion Met Code must be entered because the Species Critical Habitat Indicator = Y. | If Species/Critical Habitat = Yes, Species Criterion Met must exist. | Reject the Storm Water MS4 Medium/Large Permit Component transaction. | Permit Identifier |
| SWL040 | Species Criterion Met Code <Species Criterion Met Code value> does not exist or is inactive in the ICIS reference table. | Species Criterion Met must be a valid (i.e., Active) code in the REF_SPECIES_CRITERION table. | Reject the Storm Water MS4 Medium/Large Permit Component transaction. | Permit Identifier |

| Error/Warning Code | Error/Warning Message | Reason for Error | Result of Error or Warning | Key Fields of Record Affected |
|--------------------|--|--|---|-------------------------------|
| SWL050 | Historic Property Criterion Met Code must be entered because the Historic Property Indicator = Y. | If Historic Property = Yes, Historic Property Criterion Met must exist. | Reject the Storm Water MS4 Medium/Large Permit Component transaction. | Permit Identifier |
| SWL060 | Historic Property Criterion Met Code <Historic Property Criterion Met Code value> does not exist or is inactive in the ICIS reference table. | Historic Property Criterion Met must be a valid (i.e., Active) code in the REF_HISTORIC_CRITERION table. | Reject the Storm Water MS4 Medium/Large Permit Component transaction. | Permit Identifier |
| SWL070 | Legal Entity Type Code <Legal Entity Type Code value> does not exist or is inactive in the ICIS reference table. | Legal Entity Type must be a valid (i.e., Active) code in the REF_LEGAL_ENTITY table. | Reject the Storm Water MS4 Medium/Large Permit Component transaction. | Permit Identifier |
| SWL080 | MS4 Permit Class Code <MS4 Permit Class Code value> does not exist or is inactive in the ICIS reference table. | MS4 Permit Class must be a valid (i.e., Active) code in the REF_MS4_PERM_CLASS table. | Reject the Storm Water MS4 Medium/Large Permit Component transaction. | Permit Identifier |
| SWL090 | MS4 Type Code <MS4 Type Code value> does not exist or is inactive in the ICIS reference table. | MS4 Type must be a valid (i.e., Active) code in the REF_MS4_TYPE table. | Reject the Storm Water MS4 Medium/Large Permit Component transaction. | Permit Identifier |
| SWL100 | Project Sources of Funding Code <Project Sources of Funding Code value> does not exist or is inactive in the ICIS reference table. | Project Source(s) of Funding must be a valid (i.e., Active) code in the REF_SOURCE_FUNDING table. | Reject the Storm Water MS4 Medium/Large Permit Component transaction. | Permit Identifier |
| SWL110 | Major Outfall Estimated Measure Indicator must be entered because the Major Outfall Number is greater than 0. | If Number of Major MS4 Outfalls > 0, Major Outfalls Estimated/Measured must exist. | Reject the Storm Water MS4 Medium/Large Permit Component transaction. | Permit Identifier |

| Error/Warning Code | Error/Warning Message | Reason for Error | Result of Error or Warning | Key Fields of Record Affected |
|--------------------|--|--|---|-------------------------------|
| SWL120 | Minor Outfall Estimated Measure Indicator must be entered because the Minor Outfall Number is greater than 0. | If Number of Minor MS4 Outfalls > 0, Minor Outfalls Estimated/Measured must exist. | Reject the Storm Water MS4 Medium/Large Permit Component transaction. | Permit Identifier |
| SWS010 | <p>The Permit has a Permit Type Code of [NPDES Master General Permit (NGP), State Issued Master General Permit Non-NPDES (SNN), Individual IU Permit Non-NPDES (IIU), Unpermitted Facility (UFT), Individual State Issued Permit Non-NPDES (SIN), or Associated Permit Record (APR)] which is invalid for a Storm Water MS4 Small Permit Component transaction.</p> <p>Note:</p> <ul style="list-style-type: none"> In the message above, all Permit Types and their Codes that may have this error are listed in brackets. Only the Permit Type and Code for which this error occurs will be included in the actual error message. Brackets will not display in the error messages; they just indicate that the message is dynamic. | <p>For a Storm Water MS4 Small Permit Component transaction, the Permit Type for the Permit identified by the NPDES ID cannot be:</p> <ul style="list-style-type: none"> NPDES Master General Permit State Issued Master General Permit (Non-NPDES) Individual IU Permit (Non-NPDES) Unpermitted Facility Individual State Issued Permit (Non-NPDES) Associated Permit Record <p>Note: This business rule is not checked for Replace transactions where the Permit Component exists in ICIS.</p> | Reject the Storm Water MS4 Small Permit Component transaction. | Permit Identifier |
| SWS020 | All data cannot be blank for a Storm Water MS4 Small Permit Component. | <p>All data for a Storm Water MS4 Small Permit Component cannot be blank.</p> <p>Note: A Storm Water MS4 Small Permit Component must have at least one data element. To remove the Storm Water MS4 Small Permit Component, the user must use the Mass Delete Transaction.</p> | Reject the Storm Water MS4 Small Permit Component transaction. | Permit Identifier |
| SWS030 | Species Criterion Met Code must be entered because the Species Critical Habitat Indicator = Y. | If Species/Critical Habitat = Yes, Species Criterion Met must exist. | Reject the Storm Water MS4 Small Permit Component transaction. | Permit Identifier |
| SWS040 | Species Criterion Met Code <Species Criterion Met Code value> does not exist or is inactive in the ICIS reference table. | Species Criterion Met must be a valid (i.e., Active) code in the REF_SPECIES_CRITERION table. | Reject the Storm Water MS4 Small Permit Component transaction. | Permit Identifier |

| Error/Warning Code | Error/Warning Message | Reason for Error | Result of Error or Warning | Key Fields of Record Affected |
|--------------------|--|--|--|-------------------------------|
| SWS050 | Historic Property Criterion Met Code must be entered because the Historic Property Indicator = Y. | If Historic Property = Yes, Historic Property Criterion Met must exist. | Reject the Storm Water MS4 Small Permit Component transaction. | Permit Identifier |
| SWS060 | Historic Property Criterion Met Code <Historic Property Criterion Met Code value> does not exist or is inactive in the ICIS reference table. | Historic Property Criterion Met must be a valid (i.e., Active) code in the REF_HISTORIC_CRITERION table. | Reject the Storm Water MS4 Small Permit Component transaction. | Permit Identifier |
| SWS070 | Legal Entity Type Code <Legal Entity Type Code value> does not exist or is inactive in the ICIS reference table. | Legal Entity Type must be a valid (i.e., Active) code in the REF_LEGAL_ENTITY table. | Reject the Storm Water MS4 Small Permit Component transaction. | Permit Identifier |
| SWS080 | MS4 Permit Class Code <MS4 Permit Class Code value> does not exist or is inactive in the ICIS reference table. | MS4 Permit Class must be a valid (i.e., Active) code in the REF_MS4_PERM_CLASS table. | Reject the Storm Water MS4 Small Permit Component transaction. | Permit Identifier |
| SWS090 | MS4 Type Code <MS4 Type Code value> does not exist or is inactive in the ICIS reference table. | MS4 Type must be a valid (i.e., Active) code in the REF_MS4_TYPE table. | Reject the Storm Water MS4 Small Permit Component transaction. | Permit Identifier |
| SWS100 | Project Source of Funding Code <Project Source of Funding Code value> does not exist or is inactive in the ICIS reference table. | Project Source(s) of Funding must be a valid (i.e., Active) code in the REF_SOURCE_FUNDING table. | Reject the Storm Water MS4 Small Permit Component transaction. | Permit Identifier |
| SWS110 | Major Outfall Estimated Measure Indicator must be entered because the Major Outfall Number is greater than 0. | If Number of Major MS4 Outfalls > 0, Major Outfalls Estimated/Measured must exist. | Reject the Storm Water MS4 Small Permit Component transaction. | Permit Identifier |
| SWS120 | Minor Outfall Estimated Measure Indicator Code must be entered because the Minor Outfall Number is greater than 0. | If Number of Minor MS4 Outfalls > 0, Minor Outfalls Estimated/Measured must exist. | Reject the Storm Water MS4 Small Permit Component transaction. | Permit Identifier |

| Error/Warning Code | Error/Warning Message | Reason for Error | Result of Error or Warning | Key Fields of Record Affected |
|--------------------|---|---|--|-------------------------------|
| SWS130 | <p>The following data cannot be entered because the Permit is not a General Permit Covered Facility: (Storm Water Contact, Storm Water Contact Address, Construction Waiver Postmark Date, Construction Waiver Authorization Date, Construction Waiver Criteria Met Indicator, Construction Waiver Evaluation Basis Code, Construction Waiver Evaluation Date, Project Isoerodent Value, Estimated Start Date, Estimated Completed Date, Contact with Affiliation Type Text = SWC).</p> <p>Note:</p> <ul style="list-style-type: none"> In the message above, all XML tags that may have this error are listed in parentheses. Only the tags for which this error occurs will be included in the actual error message. Parentheses will not display in the error messages; they just indicate that the message is dynamic | <p>The following data may only be entered if the Permit is a General Permit Covered Facility:</p> <ul style="list-style-type: none"> Storm Water Contacts Storm Water Addresses Construction Waiver Postmark Date Construction Waiver Authorization Date Construction Waiver Evaluation Basis Construction Waiver Criteria Met Construction Waiver Evaluation Date Project Isoerodent Value Estimated Start Date Estimated Complete Date Construction Waiver Authorized Representative Contact (i.e., a contact with Affiliation Type of SWC in the REF_AFFILIATION_TYPE table). | Reject the Storm Water MS4 Small Permit Component transaction. | Permit Identifier |
| SWS140 | Construction Waiver Evaluation Basis Code <Construction Waiver Evaluation Basis Code value> does not exist or is inactive in the ICIS reference table. | Construction Waiver Evaluation Basis must be a valid (i.e., Active) code in the REF_CONST_WAVER_EVAL_BASIS table. | Reject the Storm Water MS4 Small Permit Component transaction. | Permit Identifier |

| Error/Warning Code | Error/Warning Message | Reason for Error | Result of Error or Warning | Key Fields of Record Affected |
|--------------------|--|--|----------------------------|-------------------------------|
| CA005 | <p>Affiliation Type must have an App_Module_Code of <App_Module_Code listed in the bullets below, by Submission Type> in the XREF_AFFILIATION_MODULE table.</p> <ul style="list-style-type: none"> • Basic Permit – PMC, FAC • Biosolids Permit – BIO • CAFO Permit – CAF • Compliance Monitoring – IPN • General Permit – PMC, FAC • Master General Permit – PMC • Permitted Feature – PMF • Pretreatment Permit – PRE • SW Construction Permit – SMC • SW Event Report – PGR • SW Industrial Permit – SMC • SW MS4 Large Permit – SMC • SW MS4 Program Report – PGR • SW MS4 Small Permit – SMC • Unpermitted Facility - FAC <p>Note: Basic Permit and General Permit have both Permit Contacts and Addresses and Facility Contacts and Addresses. The Affiliation Type for Permit Contacts and Addresses must have an App_Module_Code of PMC and the Affiliation Type for Facility Contacts and Addresses must have an App_Module_Code of FAC.</p> | The Affiliation Type Text <Affiliation Type Text value 1, Affiliation Type Text value 2,...Affiliation Type Text value n> is not valid for a <Submission Type value>. | Reject entire transaction | PermitIdentifier |
| CA010 | Affiliation Type must be a valid (i.e., Active) code with an Affiliation_Category of Non-Government in the REF_AFFILIATION_TYPE table. | Affiliation Type Text <Affiliation Type Text value> does not have an Affiliation_Category of Non-Government, or does not exist or is inactive in the ICIS reference table for a <Submission Type value>. | Reject entire transaction | PermitIdentifier |

| Error/Warning Code | Error/Warning Message | Reason for Error | Result of Error or Warning | Key Fields of Record Affected |
|--------------------|--|--|----------------------------|-------------------------------|
| CA020 | Asterisks must be entered in all required tags to blank out all Contacts and Addresses. If asterisks are only entered in some required tags and values are entered in other required tags, the transaction will be rejected. Required tags for Contact are Affiliation Type, First Name, Last Name, and Individual Title. Required tags for Address are Affiliation Type, Organization Formal Name, Street Address, City, State, and Zip Code. | For one or more <Submission Type value> Contacts or Addresses, both asterisks and values were entered in the required tags. The required tags must contain either all asterisks or all values. | Reject entire transaction | PermitIdentifier |
| CA040 | State must be a valid (i.e., Active) code in the REF_STATE table. | State Code <State Code value> does not exist or is inactive in the ICIS reference table for a <Submission Type value>. | Reject entire transaction | PermitIdentifier |
| CA050 | State must be a state where the Usage_Indicator = A or B in the REF_STATE table | State Code <State Code value> is not valid for a <Submission Type value> Contact. | Reject entire transaction | PermitIdentifier |
| CA060 | Region must be a valid (i.e., Active) code in the REF_REGION table. | Region Code <Region Code value> does not exist or is inactive in the ICIS reference table for a <Submission Type value>. | Reject entire transaction | PermitIdentifier |
| CA070 | There cannot be duplicate Contacts associated with the same Affiliation Type for the same record. | The <Submission Type value> Contact <Affiliation Type Text value, First Name value, Last Name value, Individual Title Text value> already exists. | Reject entire transaction | PermitIdentifier |
| CA080 | If Telephone Number Type Code is entered, it must be one of the following codes in the REF_PHONE_TYPE table: <ul style="list-style-type: none"> • OFF • CEL • FAX • PGE | Telephone Number Type Code <Telephone Number Type Code value> is not a valid type of Contact Phone Number for a <Submission Type value>. The valid types are OFF, CEL, FAX, and PGE. | Reject entire transaction | PermitIdentifier |

| Error/Warning Code | Error/Warning Message | Reason for Error | Result of Error or Warning | Key Fields of Record Affected |
|--------------------|---|--|----------------------------|-------------------------------|
| CA085 | For each unique Contact, only one of each Telephone Number Type Code can be entered (i.e., only 1 OFF, only 1 CEL, only 1 FAX, and only 1 PGE). | The following Telephone Number Type Code(s) cannot be entered more than once for the <Submission Type value> Contact <Affiliation Type Text value, First Name value, Last Name value, Individual Title Text value>: <Telephone Number Type Code value 1>, <Telephone Number Type Code value 2>, ... <Telephone Number Type Code value n>. | Reject entire transaction | PermitIdentifier |
| CA090 | Telephone Number Extension can only be entered for Telephone Number of Type OFF. If it is entered for one of the other types a warning message will be issued and the data in the Extension Number will not be saved. | Warning: Telephone Extension Number is not a valid tag for <Submission Type value> Contact Telephone Number Type Code <Telephone Number Type Code value>. The Telephone Extension Number <Telephone Extension Number value> was not saved. | N/A | PermitIdentifier |
| CA110 | State must be a valid (i.e., Active) code in the REF_STATE table. | Mailing Address State Code <Mailing Address State Code value> does not exist or is inactive in the ICIS reference table for a <Submission Type value>. | Reject entire transaction | PermitIdentifier |
| CA120 | Country must be a valid (i.e., Active) code in the REF_COUNTRY table. | Mailing Address Country Code <Mailing Address Country Code value> does not exist or is inactive in the ICIS reference table for a <Submission Type value>. | Reject entire transaction | PermitIdentifier |
| CA130 | There cannot be duplicate Addresses associated with the same Affiliation Type for the same record. | The <Submission Type value> Address <Affiliation Type Text value, Organization Formal Name value, Mailing Address Text value, Mailing Address City Name value, Mailing Address State value, and Mailing Address ZIP Code value> already exists. | Reject entire transaction | PermitIdentifier |
| CA140 | If Telephone Number Type Code is entered, it must be one of the following codes in the REF_PHONE_TYPE table: <ul style="list-style-type: none"> • OFF • ALT • FAX | Telephone Number Type Code <Telephone Number Type Code value> is not a valid type of <Submission Type value> Address Phone Number. The valid types are OFF, ALT, and FAX. | Reject entire transaction | PermitIdentifier |

| Error/Warning Code | Error/Warning Message | Reason for Error | Result of Error or Warning | Key Fields of Record Affected |
|--------------------|---|--|----------------------------|-------------------------------|
| CA150 | For each unique Address, only one of each Telephone Number Type Code can be entered (i.e., only 1 OFF, only 1 ALT, and only 1 FAX). | The following Telephone Number Type Code(s) cannot be entered more than once for the <Submission Type value> Contact Address <Affiliation Type Text value, Organization Formal Name value, Mailing Address Text value, Mailing Address City Name value, Mailing Address State value, and Mailing Address ZIP Code value>: <Telephone Number Type Code value 1>, <Telephone Number Type Code value 2>, ... <Telephone Number Type Code value n>. | Reject entire transaction | PermitIdentifier |
| CA160 | Telephone Number Extension can only be entered for Telephone Number of Type OFF and ALT. If it is entered for one of the other types a warning message will be issued and the data in the Extension Number will not be saved. | Warning: Telephone Extension Number is not a valid tag for <Submission Type value> Address Telephone Number Type Code <Telephone Number Type Code value>. The Telephone Extension Number <Telephone Extension Number value> was not saved. | N/A | PermitIdentifier |

9.1.7 Unpermitted Facility Error Messages

The table below lists error messages that are generated when ICIS-NPDES Batch cannot process an unpermitted facility transaction, what caused the error, how the error affected the transaction, and the key fields of the transaction that had the error.

| Error/Warning Code | Error/Warning Message | Reason for Error | Result of Error or Warning | Key Fields of Record Affected |
|--------------------|---|---|--|-------------------------------|
| BAT010 | Transaction Type <Transaction Type value> is not valid for <Submission Type value>. | Transaction Type must be valid for Unpermitted Facilities. Valid Transaction Types are N (New), C (Change), X (Mass Delete), and R (Replace). | Reject entire Unpermitted Facility transaction | Permit Identifier |

| Error/Warning Code | Error/Warning Message | Reason for Error | Result of Error or Warning | Key Fields of Record Affected |
|--------------------|---|--|--|-------------------------------|
| BAT020 | User <ID value> does not have privileges to perform this <Transaction Type value> <Submission Type value> transaction. | User must have privileges to perform the transaction. This relates to specific roles, access level (HQ, specific region, specific state), and sensitive data privileges. Note: ICIS does not have Batch-specific privileges. The privileges for Batch and Web access are the same. | Reject entire Unpermitted Facility transaction | Permit Identifier |
| AFC110 | Location Address City Code <Location Address City Code value> does not exist or is inactive in the ICIS reference table or is not valid for the State Code. | City Code must be a valid (i.e., Active) code in the REF_CITY table and must be a valid City for the State value. | Reject entire permit transaction | Permit Identifier |
| UPF030 | The Unpermitted Facility transaction contains key data and no other data for processing. | If the Unpermitted Facility contains key data and no other data, ICIS rejects the Unpermitted Facility transaction. | Reject entire Unpermitted Facility transaction | Permit Identifier |
| UPF040 | The Unpermitted Facility's Facility has an associated Activity or Single Event Violation and cannot be deleted. | A Mass Delete transaction is not valid if the Unpermitted Facility has any associated Activities or Single Event Violations. Note: This includes Activities and Single Event Violations that are linked to the either the Unpermitted Facility or its Facility Interest. | Reject entire Unpermitted Facility transaction | Permit Identifier |

| Error/Warning Code | Error/Warning Message | Reason for Error | Result of Error or Warning | Key Fields of Record Affected |
|--------------------|---|---|--|-------------------------------|
| FAC060 | <p>(Facility Site Name <Facility Site Name value>, Address <Location Address Text value>, City <Locality Name value>, State <Location State Code value>, Zip Code <Location Zip Code value>) must exist in ICIS.</p> <p>Note:</p> <ul style="list-style-type: none"> In the message above, all XML tags that may have this error are listed in parentheses. Only the tags for which this error occurs will be included in the actual error message. Parentheses will not display in the error messages; they just indicate that the message is dynamic. | <p>The following Facility Location data must exist in ICIS:</p> <ul style="list-style-type: none"> Facility Site Name Address City State Zip Code | Reject entire Unpermitted Facility transaction | Permit Identifier |
| UPF060 | A Permit matching the key data provided already exists in ICIS. | Permit identified by the NPDES ID cannot already exist in the ICIS system. | Reject entire Unpermitted Facility transaction | Permit Identifier |
| UPF070 | Permit Identifier <Permit Identifier value> is not a valid format. | <p>NPDES ID must follow the following format:</p> <p>Positions 1 and 2 must be a valid State or Tribe (i.e., in the REF_STATE table, usage indicator is N or B) or a Valid Region (i.e., 01-10).</p> <p>Positions 3–9 must be alphanumeric and must be a unique combination within a common value for positions 1–2 (i.e., must be unique within State, Tribe, Region, or HQ except for multiple versions of the same permit).</p> <p>Note: This business rule is not checked for Replace transactions where the Permit exists in ICIS.</p> | Reject entire Unpermitted Facility transaction | Permit Identifier |

| Error/Warning Code | Error/Warning Message | Reason for Error | Result of Error or Warning | Key Fields of Record Affected |
|--------------------|--|---|---|-------------------------------|
| UPF080 | A permit does not exist for the key data entered. | NPDES ID submitted must exist in ICIS. | Reject entire Unpermitted Facility transaction | Permit Identifier |
| UPF090 | The Permit Identifier <Permit Identifier value> does not have a valid Permit Type Code for the Unpermitted Facility Data Payload. | Permit Type of the existing NPDES ID must be Unpermitted Facility. Note: This business rule is not checked for Replace transactions where the Permit does not exist in ICIS. | Reject entire Unpermitted Facility transaction | Permit Identifier |
| FAC050 | Location State Code <Location State Code value> does not exist or is inactive in the ICIS reference table. | State must be a valid (i.e., Active) code in the REF_STATE table. | Reject entire Unpermitted Facility transaction | Permit Identifier |
| FAC070 | Location Country Code <Location Country Code value> does not exist or is inactive in the ICIS reference table. | Country must be a valid (i.e., Active) code in the REF_COUNTRY table. | Reject entire Unpermitted Facility transaction | Permit Identifier |
| FAC200 | State Facility Identifier <State Facility Identifier value> already exists for a Facility in this state. | State Facility Identifier must be unique within each state based on the Facility's Location Address. | Reject the entire Unpermitted Facility transaction. | Permit Identifier |
| FAC210 | Facility Classification <Facility Classification value 1, Facility Classification value 2, ... Facility Classification value n> does not exist or is inactive in the ICIS reference table. | Classification must be a valid (i.e., Active) code in the REF_CLASSIFICATION table. | Reject the entire Unpermitted Facility transaction. | Permit Identifier |
| FAC220 | The Policy Code <Policy Code value 1, Policy Code value 2,... Policy Code value n> does not exist or is inactive in the ICIS reference table. | Policy must be a valid (i.e., Active) code in the REF_POLICY table. | Reject the entire Unpermitted Facility transaction. | Permit Identifier |

| Error/Warning Code | Error/Warning Message | Reason for Error | Result of Error or Warning | Key Fields of Record Affected |
|--------------------|--|--|---|-------------------------------|
| FAC240 | The Originating Programs Code <Originating Programs Code value 1, Originating Programs Code value 2, Originating Programs Code value n> does not exist or is inactive in the ICIS reference table. | Originating Program must be a valid (i.e., Active) code in the REF_PROGRAM table. | Reject the entire Unpermitted Facility transaction. | Permit Identifier |
| FAC250 | Facility Type of Ownership Code <Facility Type of Ownership Code value> does not exist or is inactive in the ICIS reference table. | Facility Type of Ownership must be a valid (i.e., Active) code in the REF_FACILITY_TYPE table. | Reject the entire Unpermitted Facility transaction. | Permit Identifier |
| FAC230 | The Federal Agency Code <Federal Agency Code value> does not exist or is inactive in the ICIS reference table. | Federal Agency must be a valid (i.e., Active) code in the REF_FEDERAL_AGENCY table. | Reject the entire Unpermitted Facility transaction. | Permit Identifier |
| FAC180 | Facility Environmental Justice Code <Facility Environmental Justice Code value> does not exist or is inactive in the ICIS reference table. | Environmental Justice must be a valid (i.e., Active) code in the REF_ENVIRONMENTAL_JUSTICE table. | Reject the entire Unpermitted Facility transaction. | Permit Identifier |
| FAC190 | Tribal Land Code <Tribal Land Code value> does not exist or is inactive in the ICIS reference table. | Tribal Land must be a valid (i.e., Active) code in the REF_TRIBAL_LAND table. | Reject the entire Unpermitted Facility transaction. | Permit Identifier |
| FAC320 | 1) Construction Project Latitude Measure must be entered because Construction Project Longitude Measure has been entered. 2) Construction Project Longitude Measure must be entered because Construction Latitude Measure has been entered. | Construction Latitude must be entered if Construction Longitude is entered and vice versa. Note: When submitting a record, Construction Latitude must be submitted with any of these data tags, and vice versa; however, when updating an existing record if Construction Latitude already exists in ICIS it does not need to be resubmitted, and vice versa. | Reject the entire Unpermitted Facility transaction. | Permit Identifier |

| Error/Warning Code | Error/Warning Message | Reason for Error | Result of Error or Warning | Key Fields of Record Affected |
|--------------------|---|--|---|-------------------------------|
| FAC080 | Facility SIC Code <SIC Code value 1, SIC Code value 2, ... SIC Code Value n> does not exist or is inactive in the ICIS reference table. | Facility SIC Code must be a valid (i.e., Active) code in the REF_SIC table. | Reject the entire Unpermitted Facility transaction. | Permit Identifier |
| FAC090 | Facility NAICS Code <NAICS Code value 1, NAICS Code value 2, ... NAICS Code value n> does not exist or is inactive in the ICIS reference table. | Facility NAICS Code must be a valid (i.e., Active) code in the REF_NAICS table. | Reject the entire Unpermitted Facility transaction. | Permit Identifier |
| FAC100 | More than one facility SIC Code <SIC Code value 1, SIC Code value 2, ... SIC Code value n> has been designated with a SIC Primary Indicator Code. | Only one facility SIC Code can be designated as the Primary SIC Code. | Reject the entire Unpermitted Facility transaction. | Permit Identifier |
| FAC110 | More than one facility NAICS Code <NAICS Code value 1, NAICS Code value 2, ... NAICS Code value n> has been designated with a NAICS Primary Indicator Code. | Only one facility NAICS Code can be designated as the Primary NAICS Code. | Reject the entire Unpermitted Facility transaction. | Permit Identifier |
| FAC120 | Both asterisks and values were entered in the required facility tags SIC Code and SIC Primary Indicator Code. All asterisks or all values must be entered in the required tags. | Asterisks must be entered in all required facility SIC Code Details tags (SIC Code and SIC Primary Indicator Code) to blank out all facility SIC Codes. If asterisks are only entered in some required tags and values are entered in other required tags, the transaction will be rejected. | Reject the entire Unpermitted Facility transaction. | Permit Identifier |
| FAC130 | Both asterisks and values were entered in the required facility tags NAICS Code and NAICS Primary Indicator Code. All asterisks or all values must be entered in the required tags. | Asterisks must be entered in all required facility NAICS Code Details tags (NAICS Code and NAICS Primary Indicator Code) to blank out all facility NAICS Codes. If asterisks are only entered in some required tags and values are entered in other required tags, the transaction will be rejected. | Reject the entire Unpermitted Facility transaction. | Permit Identifier |

| Error/Warning Code | Error/Warning Message | Reason for Error | Result of Error or Warning | Key Fields of Record Affected |
|--------------------|--|---|---|-------------------------------|
| FAC140 | Facility SIC Code <SIC Code value> was submitted multiple times with different SIC Primary Indicator Code values. | The same facility SIC Code cannot be included multiple times with different SIC Primary Indicator Codes. | Reject the entire Unpermitted Facility transaction. | Permit Identifier |
| FAC150 | Facility NAICS Code <NAICS Code value> was submitted multiple times with different NAICS Primary Indicator Code values. | The same facility NAICS Code cannot be included multiple times with different NAICS Primary Indicator Codes. | Reject the entire Unpermitted Facility transaction. | Permit Identifier |
| FAC260 | 1) Latitude Measure must be entered because Longitude Measure has been entered. 2) Longitude Measure must be entered because Latitude Measure has been entered. | Latitude must be entered if Longitude is entered and vice versa. Note: When submitting a record, Latitude must be submitted if Longitude is entered, and vice versa; however, when updating an existing record if Latitude already exists in ICIS it does not need to be resubmitted, and vice versa with Longitude. | Reject the entire Unpermitted Facility transaction. | Permit Identifier |
| FAC270 | The following data cannot be entered because Facility Latitude and Facility Longitude were not entered: (Horizontal Accuracy Measure, Horizontal Collection Method Code, Horizontal Reference Datum Code, Reference Point Code). Note: <ul style="list-style-type: none"> In the message above, all XML tags that may have this error are listed in parentheses. Only the tags for which this error occurs will be included in the actual error message. Parentheses will not display in the error messages; they just indicate that the message is dynamic. | The following data may only be entered if Facility Latitude and Facility Longitude are entered: <ul style="list-style-type: none"> Horizontal Accuracy Measure Horizontal Collection Method Horizontal Reference Datum Reference Point. Note: When submitting a record, Lat/Long must be submitted with any of these data tags, however, when updating an existing record if Lat/Long already exists in ICIS it does not need to be resubmitted. | Reject the entire Unpermitted Facility transaction. | Permit Identifier |

| Error/Warning Code | Error/Warning Message | Reason for Error | Result of Error or Warning | Key Fields of Record Affected |
|--------------------|--|--|---|-------------------------------|
| FAC330 | Latitude Measure <Latitude Measure value> must be greater than or equal to -90 and less than or equal to 90. | Latitude must be greater than or equal to -90 and less than or equal to 90. | Reject entire Permitted Feature transaction | Permit Identifier |
| FAC340 | Longitude Measure <Longitude Measure value> must be greater than or equal to -180 and less than or equal to 180. | Longitude must be greater than or equal to -180 and less than or equal to 180. | Reject entire Permitted Feature transaction | Permit Identifier |
| FAC350 | Construction Project Latitude Measure <Construction Project Latitude Measure value> must be greater than or equal to -90 and less than or equal to 90. | Construction Project Latitude must be greater than or equal to -90 and less than or equal to 90. | Reject entire Permitted Feature transaction | Permit Identifier |
| FAC360 | Construction Project Longitude Measure <Construction Project Longitude Measure value> must be greater than or equal to -180 and less than or equal to 180. | Construction Project Longitude must be greater than or equal to -180 and less than or equal to 180. | Reject entire Permitted Feature transaction | Permit Identifier |
| FAC280 | Geometric Type Code <Geometric Type Code value> does not exist or is inactive in the ICIS reference table. | Geometric Type must be a valid (i.e., Active) code in the REF_GEOMETRIC_TYPE table. | Reject the entire Unpermitted Facility transaction. | Permit Identifier |
| FAC290 | Horizontal Collection Method Code <Horizontal Collection Method Code value> does not exist or is inactive in the ICIS reference table. | Horizontal Collection Method must be a valid (i.e., Active) code in the REF_HORIZONTAL_COLLECT_METHOD table. | Reject the entire Unpermitted Facility transaction. | Permit Identifier |
| FAC300 | Horizontal Reference Datum Code <Horizontal Reference Code value> does not exist or is inactive in the ICIS reference table. | Horizontal Reference Datum must be a valid (i.e., Active) code in the REF_HORIZONTAL_REF_DATUM table. | Reject the entire Unpermitted Facility transaction. | Permit Identifier |
| FAC310 | The Reference Point Code <Reference Point Code value> does not exist or is inactive in the ICIS reference table. | Reference Point must be a valid (i.e., Active) code in the REF_REFERENCE_POINT table. | Reject the entire Unpermitted Facility transaction. | Permit Identifier |

| Error/Warning Code | Error/Warning Message | Reason for Error | Result of Error or Warning | Key Fields of Record Affected |
|--------------------|---|--|---------------------------------------|-------------------------------|
| FAC370 | Location County Code <Location Address County Code value> does not exist, is inactive in the ICIS reference table, or is not valid for the Location State Code submitted. | County must be a valid (i.e., Active) code in the REF_COUNTY table for the State submitted. | Reject the entire permit transaction. | Permit Identifier |
| FAC380 | If CITY_CODE exists in ICIS_FACILITY_INTEREST, the submitted County must be associated with the CITY_CODE in the REF_CITY table for the corresponding ICIS_FACILITY_INTEREST.CITY_CODE. | Location County Code <Location Address County Code value> is not associated with the City Code that currently exists on the corresponding Facility record. | Reject the entire permit transaction. | Permit Identifier |

9.1.8 Permit Termination Error Messages

The table below lists error messages that are generated when ICIS-NPDES Batch cannot process a permit termination transaction, what caused the error, how the error affected the transaction, and the key fields of the transaction that had the error.

| Error/Warning Code | Error/Warning Message | Reason for Error | Result of Error or Warning | Key Fields of Record Affected |
|--------------------|--|---|--|-------------------------------|
| BAT010 | Transaction Type <Transaction Type value> is not valid for <Submission Type value>. | Transaction Type must be valid for Historical Permit Schedule Events. Valid Transaction Type is C (Change). | Reject entire Permit Termination transaction | Permit Identifier |
| BAT020 | User <ID value> does not have privileges to perform this <Transaction Type value> <Submission Type value> transaction. | User must have privileges to perform the transaction. This relates to specific roles and access level (HQ, specific region, specific state). Note: ICIS does not have Batch-specific privileges. The privileges for Batch and Web access are the same. | Reject entire Permit Termination transaction | Permit Identifier |
| TRM030 | A Permit does not exist for the key data entered. | A Permit identified by the NPDES ID must already exist in ICIS. | Reject entire Permit Termination transaction | Permit Identifier |

| Error/Warning Code | Error/Warning Message | Reason for Error | Result of Error or Warning | Key Fields of Record Affected |
|--------------------|--|--|--|-------------------------------|
| TRM040 | The Permit cannot be terminated because the Permit Status is <Permit Status Code value> (<Permit Status Description value>). | The Permit Status must be one of the following to be terminated: <ul style="list-style-type: none"> • Effective • Expired • Administratively Continued. | Reject entire Permit Termination transaction | Permit Identifier |
| TRM050 | The Permit cannot be terminated because it has Unsubmitted DMRs. | The Permit cannot have any Unsubmitted DMRs. | Reject entire Permit Termination transaction | Permit Identifier |
| TRM060 | The Permit cannot be terminated because the Permit Type Code is UPF (Unpermitted Facility). | The Permit identified by the NPDES ID submitted cannot have a Permit Type of Unpermitted Facility. | Reject entire Permit Termination transaction | Permit Identifier |
| TRM070 | The Permit Termination Date <Permit Termination Date value> must be greater than or equal to the Permit Effective Date <Permit Effective Date value>. | The Permit Termination Date must be greater than or equal to the Permit Effective Date. | Reject entire Permit Termination transaction | Permit Identifier |
| TRM080 | The Permit Termination Date <Permit Termination Date value> must be less than or equal to the Current Date <Current Date value>. | The Permit Termination Date must be less than or equal to the Current Date. | Reject entire Permit Termination transaction | Permit Identifier |
| TRM090 | The Permit cannot be Terminated because there are received DMR data with a Monitoring Period Start Date (MPSD) greater than or equal to the Permit Termination Date <Permit Termination Date value>. | The Permit cannot have a DMR Value Received Date entered for any DMR Value whose DMR Form Monitoring Period Start Date (MPSD) is greater than or equal to the Permit Termination Date. Note: MPSD= MPED – (Number of Report Units x Calendar Month) + 1 day | Reject entire Permit Termination transaction | Permit Identifier |

9.1.9 Permitted Feature Error Messages

The table below lists error messages that are generated when ICIS-NPDES Batch cannot process a permitted feature transaction, what caused the error, how the error affected the transaction, and the key fields of the transaction that had the error.

| Error/Warning Code | Error/Warning Message | Reason for Error | Result of Error or Warning | Key Fields of Record Affected |
|--------------------|---|---|---|---|
| BAT020 | User <ID value> does not have privileges to perform this <Transaction Type value> <Submission Type> transaction. | User must have privileges to perform the transaction. This relates to specific roles, access level (HQ, specific region, specific state), and sensitive data privileges. Note: ICIS does not have Batch-specific privileges. The privileges for Batch and Web access are the same. | Reject entire Permitted Feature transaction | Permit Identifier Permitted Feature Identifier |
| PF030 | A Permitted Feature already exists for the key data entered. | For a New Permitted Feature transaction, the Permitted Feature identified by the combination of NPDES ID and Permitted Feature ID must not already exist in ICIS. | Reject entire Permitted Feature transaction | Permit Identifier Permitted Feature Identifier |
| PF040 | A Permitted Feature cannot be added because the Permit Identifier does not exist in ICIS. | When adding a Permitted Feature to ICIS, whether through a New or Replace transaction, the NPDES ID submitted must exist in ICIS. Note: This business rule is not checked for Replace transactions where the Permitted Feature exists in ICIS. | Reject entire Permitted Feature transaction | Permit Identifier Permitted Feature Identifier |
| PF050 | The Permit has a Permit Type Code of Unpermitted Facility (UFT) which is invalid for a Permitted Feature transaction. | The Permit Type for the Permit identified by the NPDES ID cannot be Unpermitted Facility. Note: This business rule is not checked for Replace transactions where the Permitted Feature exists in ICIS. | Reject entire Permitted Feature transaction | Permit Identifier Permitted Feature Identifier |
| PF060 | The Permitted Feature transaction contains key data and no other data for processing. | If the Permitted Feature transaction contains key data and no other data, ICIS rejects the transaction. | Reject entire Permitted Feature transaction | Permit Identifier Permitted Feature Identifier |

| Error/Warning Code | Error/Warning Message | Reason for Error | Result of Error or Warning | Key Fields of Record Affected |
|--------------------|--|--|---|---|
| PF190 | A Permitted Feature does not exist for the key data entered. | The combination of NPDES ID and Permitted Feature ID submitted must exist in ICIS. | Reject entire Permitted Feature transaction | Permit Identifier Permitted Feature Identifier |
| PF210 | The Permitted Feature contains Limit Sets and cannot be deleted with a Conditional Delete (D) transaction. | For a Delete transaction, a Permitted Feature cannot be deleted if it has any Limit Sets. | Reject entire Permitted Feature transaction | Permit Identifier Permitted Feature Identifier |
| PF070 | Permitted Feature Type Code must be entered. | Permitted Feature Type must exist for a Permitted Feature. Note: When adding a record, Permitted Feature Type must be submitted and when updating an existing record, Permitted Feature Type cannot be blanked out. | Reject entire Permitted Feature transaction | Permit Identifier Permitted Feature Identifier |
| PF080 | Permitted Feature Type Code <Permitted Feature Type Code value> does not exist or is inactive in the ICIS reference table. | Permitted Feature Type must be a valid (i.e., Active) code in the REF_PERM_FEATURE_TYPE table. | Reject entire Permitted Feature transaction | Permit Identifier Permitted Feature Identifier |
| PF090 | Well Number must be entered because Permitted Feature Type Code = WEL and Is Required Nitrate Ground Water = Yes. | If Permitted Feature Type is Monitoring Well and "Is Nitrate Groundwater Monitoring Required" = Y, then Well Number must be entered. | Reject entire Permitted Feature transaction | Permit Identifier Permitted Feature Identifier |
| PF100 | Permitted Feature Characteristics <Permitted Feature Characteristics value 1, Permitted Feature Characteristics value 2, ... Permitted Feature Characteristics value n> does not exist or is inactive in the ICIS reference table. | Permitted Feature Characteristic Code must be a valid (i.e., Active) code in the REF_CHARACTERISTIC table. | Reject entire Permitted Feature transaction | Permit Identifier Permitted Feature Identifier |
| PF110 | Permitted Feature Treatment Type Code <Permitted Feature Treatment Type Code value 1, Permitted Feature Treatment Type Code value 2, ... Permitted Feature Treatment Type Code value n> does not exist or is inactive in the ICIS reference table. | Permitted Feature Treatment Type must be a valid (i.e., Active) code in the REF_TREATMENT_TYPE table. | Reject entire Permitted Feature transaction | Permit Identifier Permitted Feature Identifier |
| PF120 | 1) Latitude Measure must be entered because Longitude Measure has been entered. 2) Longitude Measure must be entered because Latitude Measure has been entered. | Latitude must be entered if Longitude is entered and vice versa. | Reject entire Permitted Feature transaction | Permit Identifier Permitted Feature Identifier |

| Error/Warning Code | Error/Warning Message | Reason for Error | Result of Error or Warning | Key Fields of Record Affected |
|--------------------|--|---|---|---|
| PF130 | <p>The following data cannot be entered because Latitude and Longitude were not entered: (Horizontal Accuracy Measure <Horizontal Accuracy Measure value>, Geometric Type Code <Geometric Type Code value>, Horizontal Collection Method Code <Horizontal Collection Method Code value>, Horizontal Reference Datum Code <Horizontal Reference Datum Code value>, Reference Point Code <Reference Point Code value>, or Source Map Scale Number <Source Map Scale Number value>).</p> <p>Note:</p> <p>In the message above, all XML tags that may have this error are listed in parentheses. Only the tags for which this error occurs will be included in the actual error message</p> <p>Parentheses will not display in the error messages; they just indicate that the message is dynamic.</p> | <p>The following data may only be entered if Latitude and Longitude are entered:</p> <ul style="list-style-type: none"> Horizontal Accuracy Measure Geometric Type Horizontal Collection Method Horizontal Reference Datum Reference Point Source Map Scale Number. <p>Note: When adding a record, Lat/Long must be submitted with any of these data tags, however, when updating an existing record if Lat/Long already exists in ICIS it does not need to be resubmitted.</p> | Reject entire Permitted Feature transaction | Permit Identifier Permitted Feature Identifier |
| PF140 | Geometric Type Code <Geometric Type Code value> does not exist or is inactive in the ICIS reference table. | Geometric Type must be a valid (i.e., Active) code in the REF_GEOMETRIC_TYPE table. | Reject entire Permitted Feature transaction | Permit Identifier Permitted Feature Identifier |
| PF150 | Horizontal Collection Method Code <Horizontal Collection Method Code value> does not exist or is inactive in the ICIS reference table. | Horizontal Collection Method must be a valid (i.e., Active) code in the REF_HORIZONTAL_COLLECT_METHOD table. | Reject entire Permitted Feature transaction | Permit Identifier Permitted Feature Identifier |
| PF160 | Horizontal Reference Datum Code <Horizontal Reference Datum Code value> does not exist or is inactive in the ICIS reference table. | Horizontal Reference Datum must be a valid (i.e., Active) code in the REF_HORIZONTAL_REF_DATUM table. | Reject entire Permitted Feature transaction | Permit Identifier Permitted Feature Identifier |
| PF170 | Reference Point Code <Reference Point Code value> does not exist or is inactive in the ICIS reference table. | Reference Point must be a valid (i.e., Active) code in the REF_REFERENCE_POINT table. | Reject entire Permitted Feature transaction | Permit Identifier Permitted Feature Identifier |
| PF220 | Latitude Measure <Latitude Measure value> must be greater than or equal to -90 and less than or equal to 90. | Latitude must be greater than or equal to -90 and less than or equal to 90. | Reject entire Permitted Feature transaction | Permit Identifier Permitted Feature Identifier |

| Error/Warning Code | Error/Warning Message | Reason for Error | Result of Error or Warning | Key Fields of Record Affected |
|--------------------|--|--|---|---|
| PF230 | Longitude Measure <Longitude Measure value> must be greater than or equal to -180 and less than or equal to 180. | Longitude must be greater than or equal to -180 and less than or equal to 180. | Reject entire Permitted Feature transaction | Permit Identifier Permitted Feature Identifier |
| CA005 | <p>Affiliation Type must have an App_Module_Code of <App_Module_Code listed in the bullets below, by Submission Type> in the XREF_AFFILIATION_MODULE table.</p> <ul style="list-style-type: none"> • Basic Permit – PMC, FAC • Biosolids Permit – BIO • CAFO Permit – CAF • Compliance Monitoring – IPN • General Permit – PMC, FAC • Master General Permit – PMC • Permitted Feature – PMF • Pretreatment Permit – PRE • SW Construction Permit – SMC • SW Event Report – PGR • SW Industrial Permit – SMC • SW MS4 Large Permit – SMC • SW MS4 Program Report – PGR • SW MS4 Small Permit – SMC • Unpermitted Facility - FAC <p>Note: Basic Permit and General Permit have both Permit Contacts and Addresses and Facility Contacts and Addresses. The Affiliation Type for Permit Contacts and Addresses must have an App_Module_Code of PMC and the Affiliation Type for Facility Contacts and Addresses must have an App_Module_Code of FAC.</p> | The Affiliation Type Text <Affiliation Type Text value 1, Affiliation Type Text value 2,...Affiliation Type Text value n> is not valid for a <Submission Type value>. | Reject entire transaction | Permit Identifier Permitted Feature Identifier |
| CA010 | Affiliation Type must be a valid (i.e., Active) code with an Affiliation_Category of Non-Government in the REF_AFFILIATION_TYPE table. | Affiliation Type Text <Affiliation Type Text value> does not have an Affiliation_Category of Non-Government, or does not exist or is inactive in the ICIS reference table for a <Submission Type value>. | Reject entire transaction | Permit Identifier Permitted Feature Identifier |

| Error/Warning Code | Error/Warning Message | Reason for Error | Result of Error or Warning | Key Fields of Record Affected |
|--------------------|--|--|----------------------------|---|
| CA020 | Asterisks must be entered in all required tags to blank out all Contacts and Addresses. If asterisks are only entered in some required tags and values are entered in other required tags, the transaction will be rejected. Required tags for Contact are Affiliation Type, First Name, Last Name, and Individual Title. Required tags for Address are Affiliation Type, Organization Formal Name, Street Address, City, State, and Zip Code. | For one or more <Submission Type value> Contacts or Addresses, both asterisks and values were entered in the required tags. The required tags must contain either all asterisks or all values. | Reject entire transaction | Permit Identifier Permitted Feature Identifier |
| CA040 | State must be a valid (i.e., Active) code in the REF_STATE table. | State Code <State Code value> does not exist or is inactive in the ICIS reference table for a <Submission Type value>. | Reject entire transaction | Permit Identifier Permitted Feature Identifier |
| CA050 | State must be a state where the Usage_Indicator = A or B in the REF_STATE table | State Code <State Code value> is not valid for a <Submission Type value> Contact. | Reject entire transaction | Permit Identifier Permitted Feature Identifier |
| CA060 | Region must be a valid (i.e., Active) code in the REF_REGION table. | Region Code <Region Code value> does not exist or is inactive in the ICIS reference table for a <Submission Type value>. | Reject entire transaction | Permit Identifier Permitted Feature Identifier |
| CA070 | There cannot be duplicate Contacts associated with the same Affiliation Type for the same record. | The <Submission Type value> Contact <Affiliation Type Text value, First Name value, Last Name value, Individual Title Text value> already exists. | Reject entire transaction | Permit Identifier Permitted Feature Identifier |
| CA080 | If Telephone Number Type Code is entered, it must be one of the following codes in the REF_PHONE_TYPE table: <ul style="list-style-type: none"> • OFF • CEL • FAX • PGE | Telephone Number Type Code <Telephone Number Type Code value> is not a valid type of Contact Phone Number for a <Submission Type value>. The valid types are OFF, CEL, FAX, and PGE. | Reject entire transaction | Permit Identifier Permitted Feature Identifier |

| Error/Warning Code | Error/Warning Message | Reason for Error | Result of Error or Warning | Key Fields of Record Affected |
|--------------------|---|--|----------------------------|---|
| CA085 | For each unique Contact, only one of each Telephone Number Type Code can be entered (i.e., only 1 OFF, only 1 CEL, only 1 FAX, and only 1 PGE). | The following Telephone Number Type Code(s) cannot be entered more than once for the <Submission Type value> Contact <Affiliation Type Text value, First Name value, Last Name value, Individual Title Text value>: <Telephone Number Type Code value 1>, <Telephone Number Type Code value 2>, ... <Telephone Number Type Code value n>. | Reject entire transaction | Permit Identifier Permitted Feature Identifier |
| CA090 | Telephone Number Extension can only be entered for Telephone Number of Type OFF. If it is entered for one of the other types a warning message will be issued and the data in the Extension Number will not be saved. | Warning: Telephone Extension Number is not a valid tag for <Submission Type value> Contact Telephone Number Type Code <Telephone Number Type Code value>. The Telephone Extension Number <Telephone Extension Number value> was not saved. | N/A | Permit Identifier Permitted Feature Identifier |
| CA110 | State must be a valid (i.e., Active) code in the REF_STATE table. | Mailing Address State Code <Mailing Address State Code value> does not exist or is inactive in the ICIS reference table for a <Submission Type value>. | Reject entire transaction | Permit Identifier Permitted Feature Identifier |
| CA120 | Country must be a valid (i.e., Active) code in the REF_COUNTRY table. | Mailing Address Country Code <Mailing Address Country Code value> does not exist or is inactive in the ICIS reference table for a <Submission Type value>. | Reject entire transaction | Permit Identifier Permitted Feature Identifier |
| CA130 | There cannot be duplicate Addresses associated with the same Affiliation Type for the same record. | The <Submission Type value> Address <Affiliation Type Text value, Organization Formal Name value, Mailing Address Text value, Mailing Address City Name value, Mailing Address State value, and Mailing Address ZIP Code value> already exists. | Reject entire transaction | Permit Identifier Permitted Feature Identifier |
| CA140 | If Telephone Number Type Code is entered, it must be one of the following codes in the REF_PHONE_TYPE table: <ul style="list-style-type: none"> • OFF • ALT • FAX | Telephone Number Type Code <Telephone Number Type Code value> is not a valid type of <Submission Type value> Address Phone Number. The valid types are OFF, ALT, and FAX. | Reject entire transaction | Permit Identifier Permitted Feature Identifier |

| Error/Warning Code | Error/Warning Message | Reason for Error | Result of Error or Warning | Key Fields of Record Affected |
|--------------------|---|--|----------------------------|---|
| CA150 | For each unique Address, only one of each Telephone Number Type Code can be entered (i.e., only 1 OFF, only 1 ALT, and only 1 FAX). | The following Telephone Number Type Code(s) cannot be entered more than once for the <Submission Type value> Contact Address <Affiliation Type Text value, Organization Formal Name value, Mailing Address Text value, Mailing Address City Name value, Mailing Address State value, and Mailing Address ZIP Code value>: <Telephone Number Type Code value 1>, <Telephone Number Type Code value 2>, ... <Telephone Number Type Code value n>. | Reject entire transaction | Permit Identifier Permitted Feature Identifier |
| CA160 | Telephone Number Extension can only be entered for Telephone Number of Type OFF and ALT. If it is entered for one of the other types a warning message will be issued and the data in the Extension Number will not be saved. | Warning: Telephone Extension Number is not a valid tag for <Submission Type value> Address Telephone Number Type Code <Telephone Number Type Code value>. The Telephone Extension Number <Telephone Extension Number value> was not saved. | N/A | Permit Identifier Permitted Feature Identifier |

9.1.10 Limit Set Error Messages

The table below lists error messages that are generated when ICIS-NPDES Batch cannot process a limit set transaction, what caused the error, how the error affected the transaction, and the key fields of the transaction that had the error.

| Error/Warning Code | Error/Warning Message | Reason for Error | Result of Error or Warning | Key Fields of Record Affected |
|--------------------|--|---|-------------------------------------|---|
| BAT020 | User <ID value> does not have privileges to perform this <Transaction Type value> <Submission Type value> transaction. | User must have privileges to perform the transaction. This relates to specific roles, access level (HQ, specific region, specific state), and sensitive data privileges. Note: ICIS does not have Batch-specific privileges. The privileges for Batch and Web access are the same. | Reject entire Limit Set transaction | Permit Identifier Permitted Feature Identifier Limit Set Identifier |

| Error/Warning Code | Error/Warning Message | Reason for Error | Result of Error or Warning | Key Fields of Record Affected |
|--------------------|---|--|-------------------------------------|---|
| LS030 | The Limit Set cannot be edited because it contains Unsubmitted DMRs. | No changes can be made to a Limit Set if Unsubmitted DMRs exist. Note: This business rule is not checked for Replace transactions where the Limit Set does not exist in ICIS. | Reject entire Limit Set transaction | Permit Identifier Permitted Feature Identifier Limit Set Identifier |
| LS050 | The Limit Set cannot be deleted because it contains Limits. | A Limit Set cannot be deleted if it contains Limits. | Reject entire Limit Set transaction | Permit Identifier Permitted Feature Identifier Limit Set Identifier |
| LS060 | Limit Set already exists for the key data provided. | The Limit Set identified by the combination of NPDES ID, Permitted Feature Identifier and Limit Set Designator must <u>not</u> exist in ICIS. | Reject entire Limit Set transaction | Permit Identifier Permitted Feature Identifier Limit Set Identifier |
| LS070 | A Limit Set cannot be added because the combination of Permit Identifier and Permitted Feature Identifier does not exist in ICIS. | The combination of NPDES ID and Permitted Feature Identifier must exist in ICIS. Note: This business rule is not checked for Replace transactions where the Limit Set exists in ICIS. | Reject entire Limit Set transaction | Permit Identifier Permitted Feature Identifier Limit Set Identifier |
| LS080 | A Limit Set does not exist for the key data entered. | The Limit Set identified by the combination of NPDES ID, Permitted Feature Identifier and Limit Set Designator must exist in ICIS. | Reject entire Limit Set transaction | Permit Identifier Permitted Feature Identifier Limit Set Identifier |
| LS090 | The Limit Set only contains key data and no other data for processing. | If the Limit Set transaction contains only key data and no other data, ICIS rejects the Limit Set transaction. | Reject entire Limit Set transaction | Permit Identifier Permitted Feature Identifier Limit Set Identifier |
| LS410 | Limit Set Type must be entered for a Limit Set. | Limit Set Type must exist for a Limit Set in ICIS. | Reject entire Limit Set transaction | Permit Identifier Permitted Feature Identifier Limit Set Identifier |



| Error/Warning Code | Error/Warning Message | Reason for Error | Result of Error or Warning | Key Fields of Record Affected |
|--------------------|--|--|-------------------------------------|---|
| LS390 | The type of Limit Set does not exist. | The type of Limit Set (i.e., Scheduled or Unscheduled) identified in the submission must match the type of Limit Set that exists in ICIS. This business rule is not checked for Replace transactions where the Limit Set does not exist in ICIS. | Reject entire Limit Set transaction | Permit Identifier Permitted Feature Identifier Limit Set Identifier |
| LS100 | The Limit Set must have at least one Limit Set Schedule. | A Limit Set must have at least one Limit Set Schedule. Notes: <ul style="list-style-type: none"> A Scheduled Limit Set Schedule consists of the following data elements: <ul style="list-style-type: none"> - Number of Report Units - Number of Submission Units - Initial Monitoring Date - Initial DMR Due Date An Unscheduled Limit Set Schedule consists of Number of Report Units. This business rule is triggered if data does not exist for the field Number of Report Units. | | |

| Error/Warning Code | Error/Warning Message | Reason for Error | Result of Error or Warning | Key Fields of Record Affected |
|--------------------|--|---|-------------------------------------|---|
| LS110 | <p>1) Limit Set Modification Effective Date must exist because Limit Set Modification Type Code exists for the following Limit Set Schedule(s) (Number Units Report Period Integer<value 1>, Number Submission Units Integer <value 1>, Initial Monitoring Date <value 1>, Initial DMR Due Date <value 1>, Limit Set Modification Type Code <value 1>), (Number Units Report Period Integer<value 2>, Number Submission Units Integer <value 2>, Initial Monitoring Date <value 2>, Initial DMR Due Date <value 2>, Limit Set Modification Type Code <value 2>), ... (Number Units Report Period Integer<value n>, Number Submission Units Integer <value n>, Initial Monitoring Date <value n>, Initial DMR Due Date <value n>, Limit Set Modification Type Code <value n>).</p> <p>Note:</p> <ul style="list-style-type: none"> In the message above, all XML tags that may have this error are listed in parentheses. Only the tags for which this error occurs will be included in the actual error message. Parentheses will not display in the error messages; they just indicate that the message is dynamic. | If Modification Effective Date exists, Modification Type must also exist, and vice versa. | Reject entire Limit Set transaction | Permit Identifier Permitted Feature Identifier Limit Set Identifier |

| Error/Warning Code | Error/Warning Message | Reason for Error | Result of Error or Warning | Key Fields of Record Affected |
|--------------------|--|------------------|-------------------------------------|---|
| | <p>2) Limit Set Modification Type Code must exist because Limit Set Modification Effective Date exists for the following Limit Set Schedule(s): (Number Units Report Period Integer<value 1>, Number Submission Units Integer <value 1>, Initial Monitoring Date <value 1>, Initial DMR Due Date <value 1>, Limit Set Modification Effective Date <value 1>), (Number Units Report Period Integer<value 2>, Number Submission Units Integer <value 2>, Initial Monitoring Date <value 2>, Initial DMR Due Date <value 2>, Limit Set Modification Effective Date <value 2>), ... (Number Units Report Period Integer<value n>, Number Submission Units Integer <value n>, Initial Monitoring Date <value n>, Initial DMR Due Date <value n>, Limit Set Modification Effective Date <value n>).</p> <p>Note:</p> <ul style="list-style-type: none"> In the message above, all XML tags that may have this error are listed in parentheses. Only the tags for which this error occurs will be included in the actual error message. Parentheses will not display in the error messages; they just indicate that the message is dynamic. | | Reject entire Limit Set transaction | Permit Identifier Permitted Feature Identifier Limit Set Identifier |

| Error/Warning Code | Error/Warning Message | Reason for Error | Result of Error or Warning | Key Fields of Record Affected |
|--------------------|---|---|-------------------------------------|---|
| LS120 | <p>Limit Set Modification Type Code is inactive in the ICIS reference table for the following Limit Set Schedule(s): (Number Units Report Period Integer<value 1>, Number Submission Units Integer <value 1>, Initial Monitoring Date <value 1>, Initial DMR Due Date <value 1>, Limit Set Modification Type Code <value 1>, Limit Set Modification Effective Date <value 1>), (Number Units Report Period Integer<value 2>, Number Submission Units Integer <value 2>, Initial Monitoring Date <value 2>, Initial DMR Due Date <value 2>, Limit Set Modification Type Code <value 2>, Limit Set Modification Effective Date <value 2>), ... (Number Units Report Period Integer<value n>, Number Submission Units Integer <value n>, Initial Monitoring Date <value n>, Initial DMR Due Date <value n>, Limit Set Modification Type Code <value n>, Limit Set Modification Effective Date <value n>).</p> <p>Note:</p> <ul style="list-style-type: none"> In the message above, all XML tags that may have this error are listed in parentheses. Only the tags for which this error occurs will be included in the actual error message. Parentheses will not display in the error messages; they just indicate that the message is dynamic. | Modification Type must be a valid (i.e., Active) code in the REF_MODIFICATION_TYPE table. | Reject entire Limit Set transaction | Permit Identifier Permitted Feature Identifier Limit Set Identifier |

| Error/Warning Code | Error/Warning Message | Reason for Error | Result of Error or Warning | Key Fields of Record Affected |
|--------------------|---|---|-------------------------------------|---|
| LS140 | <p>Limit Set Modification Effective Date must be greater than or equal to Permit Issue Date <Permit Issue Date value> for the following Limit Set Schedule(s): (Number Units Report Period Integer<value 1>, Number Submission Units Integer <value 1>, Initial Monitoring Date <value 1>, Initial DMR Due Date <value 1>, Limit Set Modification Type Code <value 1>, Limit Set Modification Effective Date <value 1>), (Number Units Report Period Integer<value 2>, Number Submission Units Integer <value 2>, Initial Monitoring Date <value 2>, Initial DMR Due Date <value 2>, Limit Set Modification Type Code <value 2>, Limit Set Modification Effective Date <value 2>), ...(Number Units Report Period Integer<value n>, Number Submission Units Integer <value n>, Initial Monitoring Date <value n>, Initial DMR Due Date <value n>, Limit Set Modification Type Code <value n>, Limit Set Modification Effective Date <value n>).</p> <p>Note:</p> <ul style="list-style-type: none"> In the message above, all XML tags that may have this error are listed in parentheses. Only the tags for which this error occurs will be included in the actual error message. Parentheses will not display in the error messages; they just indicate that the message is dynamic. | Modification Effective Date must be greater than or equal to Permit Issue Date. | Reject entire Limit Set transaction | Permit Identifier Permitted Feature Identifier Limit Set Identifier |

| Error/Warning Code | Error/Warning Message | Reason for Error | Result of Error or Warning | Key Fields of Record Affected |
|--------------------|--|---|----------------------------------|---|
| LS150 | <p>Limit Set Modification Effective Date must be less than or equal to Permit Expiration Date <Permit Expiration Date value> for the following Limit Set Schedule(s): (Number Units Report Period Integer<value 1>, Number Submission Units Integer <value 1>, Initial Monitoring Date <value 1>, Initial DMR Due Date <value 1>, Limit Set Modification Type Code <value 1>, Limit Set Modification Effective Date <value 1>), (Number Units Report Period Integer<value 2>, Number Submission Units Integer <value 2>, Initial Monitoring Date <value 2>, Initial DMR Due Date <value 2>, Limit Set Modification Type Code <value 2>, Limit Set Modification Effective Date <value 2>), ... (Number Units Report Period Integer<value n>, Number Submission Units Integer <value n>, Initial Monitoring Date <value n>, Initial DMR Due Date <value n>, Limit Set Modification Type Code <value n>, Limit Set Modification Effective Date <value n>).</p> <p>Note:</p> <ul style="list-style-type: none"> In the message above, all XML tags that may have this error are listed in parentheses. Only the tags for which this error occurs will be included in the actual error message. Parentheses will not display in the error messages; they just indicate that the message is dynamic. | Modification Effective Date must be less than or equal to Permit Expiration Date. | Reject entire Limits Transaction | Permit Identifier Permitted Feature Identifier Limit Set Identifier |

| Error/Warning Code | Error/Warning Message | Reason for Error | Result of Error or Warning | Key Fields of Record Affected |
|--------------------|--|--|-------------------------------------|---|
| LS160 | Limit Set Modification Effective Date and Limit Set Modification Type Code are required for the following Limit Set Schedule(s): (Number Units Report Period Integer <value 1>, Number Submission Units Integer <value 1>, Initial Monitoring Date <value 1>, Initial DMR Due Date <value 1>, (Number Units Report Period Integer<value 2>, Number Submission Units Integer <value 2>, Initial Monitoring Date <value 2>, Initial DMR Due Date <value 2>, ... (Number Units Report Period Integer<value n>, Number Submission Units Integer <value n>, Initial Monitoring Date <value n>, Initial DMR Due Date <value n>. | If the Limit Set contains more than one Limit Set Schedule, Modification Effective Date and Modification Type must exist for all Limit Set schedules except the initial Limit Set Schedule Note: <ul style="list-style-type: none"> Modification Effective Date and Modification Type can be omitted for only one row of Limit Set Schedule data This business rule is not checked for transactions where the Initial Monitoring Date is blank for Scheduled Limit Sets or where the Number of Report units is blank for Unscheduled Limit Sets. | Reject entire Limits Transaction | Permit Identifier Permitted Feature Identifier Limit Set Identifier |
| LS380 | Limit Set Months Applicable value ALL was entered so no Limit Set Months Applicable can be entered. Note: The Limit Set Months Applicable value ALL is not included in the list of Limit Set Months Applicable values. | If ALL is entered for Month Applies, no other month can be added. | Reject entire Limit Set transaction | Permit Identifier Permitted Feature Identifier Limit Set Identifier |
| LS180 | The Limit Set must have at least one Limit Set Status Indicator and Limit Set Status Start Date. | A Limit Set must have at least one Limit Set Status and Status Start Date. | Reject entire Limit Set transaction | Permit Identifier Permitted Feature Identifier Limit Set Identifier |
| LS190 | 1) Limit Set Status Indicator must exist because Limit Set Status Start Date exists. 2) Limit Set Status Start Date must exist because Limit Set Status Indicator exists. | If Limit Set Status exists, Status Start Date must also exist, and vice versa. | Reject entire Limit Set transaction | Permit Identifier Permitted Feature Identifier Limit Set Identifier |
| LS210 | The Limit Set Status Start Date <Limit Set Status Start Date value> entered must be greater than or equal to Permit Effective Date for Unscheduled Limit Sets. | The earliest Limit Set Status Start Date must be greater than or equal to Permit Effective Date. Note: <ul style="list-style-type: none"> This rule only applies to Unscheduled Limit Sets. This business rule is not checked if one or more of the fields being compared is blank. | Reject entire Limit Set transaction | Permit Identifier Permitted Feature Identifier Limit Set Identifier |

| Error/Warning Code | Error/Warning Message | Reason for Error | Result of Error or Warning | Key Fields of Record Affected |
|--------------------|---|--|-------------------------------------|---|
| LS220 | The Limit Set Status Start Date <Limit Set Status Start Date value> entered must be less than or equal to Permit Expiration Date. | The earliest Limit Set Status Start Date must be less than or equal to Permit Expiration Date. Note: <ul style="list-style-type: none"> This rule only applies to Unscheduled Limit Sets. This business rule is not checked if one or more of the fields being compared is blank. | Reject entire Limit Set transaction | Permit Identifier Permitted Feature Identifier Limit Set Identifier |
| LS240 | The Limit Set Status Start Date <Limit Set Status Start Date value> must be greater than or equal to the previous Limit Set Status Start Date <previous Limit Set Status Start Date value>. | Limit Set Status Start Date of the most recent Limit Set Status record must be greater than or equal to the Limit Set Status Start Date of the previous Limit Set Status record (if previous Limit Set Status exists). Note: <ul style="list-style-type: none"> This business rule is not checked for Replace transactions where the Limit Set does not exist in ICIS. The most recent Limit Set Status record is the row being added or edited through batch transactions. The previous Limit Set Status record is the row in ICIS that has the greatest Limit Set Status Start Date. This business rule is not checked if one or more of the fields being compared is blank. | Reject entire Limit Set transaction | Permit Identifier Permitted Feature Identifier Limit Set Identifier |

| Error/Warning Code | Error/Warning Message | Reason for Error | Result of Error or Warning | Key Fields of Record Affected |
|--------------------|---|--|-------------------------------------|--|
| LS250 | This Limit Set change cannot be made because it would cause Received DMR Values to be orphaned. | <p>If the Limit Set transaction will orphan Received DMR Values by editing one or more of the following fields:</p> <ul style="list-style-type: none"> • Number of Report Units • Number of Submission Units • Initial Monitoring Date • Initial DMR Due Date • Limit Set Status Start Date • Limit Set Status <p>ICIS rejects the Limit Set transaction.</p> <p>Note:</p> <ul style="list-style-type: none"> • This Validation is done only if the Permit for the Limit Set is an Individual Permit or a GPCF. • This business rule is not checked for Replace transactions where the Limit Set does not exist in ICIS • This rule only applies to Scheduled Limit Sets. | Reject entire Limit Set transaction | <p>Permit Identifier</p> <p>Permitted Feature Identifier</p> <p>Limit Set Identifier</p> |

| Error/Warning Code | Error/Warning Message | Reason for Error | Result of Error or Warning | Key Fields of Record Affected |
|--------------------|---|---|-------------------------------------|--|
| LS260 | <p>The following Limit Set Schedule(s) must contain Initial Monitoring Date: (Number Units Report Period Integer<value 1>, Number Submission Units Integer <value 1>, Initial DMR Due Date <value 1>, Limit Set Modification Type Code <value 1>, Limit Set Modification Effective Date <value 1>), (Number Units Report Period Integer<value 2>, Number Submission Units Integer <value 2>, Initial DMR Due Date <value 2>, Limit Set Modification Type Code <value 2>, Limit Set Modification Effective Date <value 2>), ... (Number Units Report Period Integer<value n>, Number Submission Units Integer <value n>, Initial DMR Due Date <value n>, Limit Set Modification Type Code <value n>, Limit Set Modification Effective Date <value n>).</p> <p>Note:</p> <ul style="list-style-type: none"> In the message above, all XML tags that may have this error are listed in parentheses. Only the tags for which this error occurs will be included in the actual error message. Parentheses will not display in the error messages; they just indicate that the message is dynamic. | <p>Initial Monitoring Date must exist for each Limit Set Schedule.</p> <p>Note: This rule only applies to Scheduled Limit Sets.</p> | Reject entire Limit Set transaction | <p>Permit Identifier</p> <p>Permitted Feature Identifier</p> <p>Limit Set Identifier</p> |

| Error/Warning Code | Error/Warning Message | Reason for Error | Result of Error or Warning | Key Fields of Record Affected |
|--------------------|---|--|-------------------------------------|---|
| LS270 | <p>Initial Monitoring Date must be less than or equal to the Permit Expiration Date <value> for the following Limit Set Schedule(s): (Number Units Report Period Integer<value 1>, Number Submission Units Integer <value 1>, Initial Monitoring Date <value 1>, Initial DMR Due Date <value 1>, Limit Set Modification Type Code <value 1>, Limit Set Modification Effective Date <value 1>), (Number Units Report Period Integer<value 2>, Number Submission Units Integer <value 2>, Initial Monitoring Date <value 2>, Initial DMR Due Date <value 2>, Limit Set Modification Type Code <value 2>, Limit Set Modification Effective Date <value 2>), ... (Number Units Report Period Integer<value n>, Number Submission Units Integer <value n>, Initial Monitoring Date <value n>, Initial DMR Due Date <value n>, Limit Set Modification Type Code <value n>, Limit Set Modification Effective Date <value n>).</p> <p>Note:</p> <ul style="list-style-type: none"> In the message above, all XML tags that may have this error are listed in parentheses. Only the tags for which this error occurs will be included in the actual error message. Parentheses will not display in the error messages; they just indicate that the message is dynamic. | <p>Initial Monitoring Date must be less than or equal to the Permit Expiration Date (if the Permit Expiration Date exists).</p> <p>Note:</p> <ul style="list-style-type: none"> This rule only applies to Scheduled Limit Sets. This business rule is not checked if one or more of the fields being compared is blank. | Reject entire Limit Set transaction | Permit Identifier Permitted Feature Identifier Limit Set Identifier |

| Error/Warning Code | Error/Warning Message | Reason for Error | Result of Error or Warning | Key Fields of Record Affected |
|--------------------|---|--|-------------------------------------|---|
| LS280 | <p>Initial Monitoring Period End Date must be greater than Permit Effective Date <Permit Effective Date value> for the following Limit Set Schedule(s): (Number Units Report Period Integer<value 1>, Number Submission Units Integer <value 1>, Initial Monitoring Date <value 1>, Initial DMR Due Date <value 1>, Limit Set Modification Type Code <value 1>, Limit Set Modification Effective Date <value 1>), (Number Units Report Period Integer<value 2>, Number Submission Units Integer <value 2>, Initial Monitoring Date <value 2>, Initial DMR Due Date <value 2>, Limit Set Modification Type Code <value 2>, Limit Set Modification Effective Date <value 2>), ... (Number Units Report Period Integer<value n>, Number Submission Units Integer <value n>, Initial Monitoring Date <value n>, Initial DMR Due Date <value n>, Limit Set Modification Type Code <value n>, Limit Set Modification Effective Date <value n>).</p> <p>Note:</p> <ul style="list-style-type: none"> In the message above, all XML tags that may have this error are listed in parentheses. Only the tags for which this error occurs will be included in the actual error message. Parentheses will not display in the error messages; they just indicate that the message is dynamic. | <p>If Initial Monitoring Date is less than Permit Effective Date, then Initial Monitoring Period End Date (IMPED) must be greater than Permit Effective Date.</p> <p>Note:</p> <ul style="list-style-type: none"> IMPED is calculated using the following formula: $IMPED = IMD/MIMD + (Number\ of\ Report\ Units \times Calendar\ Month) - 1\ Day$. This rule only applies to Scheduled Limit Sets. This business rule is not checked if one or more of the fields being compared is blank. | Reject entire Limit Set transaction | Permit Identifier Permitted Feature Identifier Limit Set Identifier |

| Error/Warning Code | Error/Warning Message | Reason for Error | Result of Error or Warning | Key Fields of Record Affected |
|--------------------|---|---|-------------------------------------|---|
| LS290 | <p>The earliest Initial Monitoring Date <Initial Monitoring Date value> entered must be equal to the earliest Status Start Date <Limit Set Status Start Date value> for the following Limit Set Schedule(s): (Number Units Report Period Integer<value 1>, Number Submission Units Integer <value 1>, Initial Monitoring Date <value 1>, Initial DMR Due Date <value 1>, Limit Set Modification Type Code <value 1>, Limit Set Modification Effective Date <value 1>), (Number Units Report Period Integer<value 2>, Number Submission Units Integer <value 2>, Initial Monitoring Date <value 2>, Initial DMR Due Date <value 2>, Limit Set Modification Type Code <value 2>, Limit Set Modification Effective Date <value 2>), ... (Number Units Report Period Integer<value n>, Number Submission Units Integer <value n>, Initial Monitoring Date <value n>, Initial DMR Due Date <value n>, Limit Set Modification Type Code <value n>, Limit Set Modification Effective Date <value n>).</p> <p>Note:</p> <ul style="list-style-type: none"> In the message above, all XML tags that may have this error are listed in parentheses. Only the tags for which this error occurs will be included in the actual error message. Parentheses will not display in the error messages; they just indicate that the message is dynamic. | <p>The earliest Initial Monitoring Date must be equal to the earliest Status Start Date.</p> <p>Note:</p> <ul style="list-style-type: none"> This rule only applies to Scheduled Limit Sets. This business rule is not checked if one or more of the fields being compared is blank. | Reject entire Limit Set transaction | Permit Identifier Permitted Feature Identifier Limit Set Identifier |

| Error/Warning Code | Error/Warning Message | Reason for Error | Result of Error or Warning | Key Fields of Record Affected |
|--------------------|---|--|-------------------------------------|---|
| LS300 | <p>The following Limit Set Schedule(s) must contain Initial DMR Due Date: (Number Units Report Period Integer <value 1>, Number Submission Units Integer <value 1>, Initial Monitoring Date <value 1>, Limit Set Modification Type Code <value 1>, Limit Set Modification Effective Date <value 1>), (Number Units Report Period Integer<value 2>, Number Submission Units Integer <value 2>, Initial Monitoring Date <value 2>, Limit Set Modification Type Code <value 2>, Limit Set Modification Effective Date <value 2>), ... (Number Units Report Period Integer<value n>, Number Submission Units Integer <value n>, Initial Monitoring Date <value n>, Limit Set Modification Type Code <value n>, Limit Set Modification Effective Date <value n>).</p> <p>Note:</p> <ul style="list-style-type: none"> In the message above, all XML tags that may have this error are listed in parentheses. Only the tags for which this error occurs will be included in the actual error message. Parentheses will not display in the error messages; they just indicate that the message is dynamic. | <p>Initial DMR Due Date must exist for each Limit Set Schedule. Note: This rule only applies to Scheduled Limit Sets.</p> | Reject entire Limit Set transaction | Permit Identifier Permitted Feature Identifier Limit Set Identifier |

| Error/Warning Code | Error/Warning Message | Reason for Error | Result of Error or Warning | Key Fields of Record Affected |
|--------------------|---|--|-------------------------------------|---|
| LS310 | <p>Initial DMR Due Date must be greater than the Initial Monitoring Period End Date for the following Limit Set Schedule(s): (Number Units Report Period Integer<value 1>, Number Submission Units Integer <value 1>, Initial Monitoring Date <value 1>, Initial DMR Due Date <value 1>, Limit Set Modification Type Code <value 1>, Limit Set Modification Effective Date <value 1>), (Number Units Report Period Integer<value 2>, Number Submission Units Integer <value 2>, Initial Monitoring Date <value 2>, Initial DMR Due Date <value 2>, Limit Set Modification Type Code <value 2>, Limit Set Modification Effective Date <value 2>), ... (Number Units Report Period Integer<value n>, Number Submission Units Integer <value n>, Initial Monitoring Date <value n>, Initial DMR Due Date <value n>, Limit Set Modification Type Code <value n>, Limit Set Modification Effective Date <value n>).</p> <p>Note:</p> <ul style="list-style-type: none"> In the message above, all XML tags that may have this error are listed in parentheses. Only the tags for which this error occurs will be included in the actual error message. Parentheses will not display in the error messages; they just indicate that the message is dynamic. | <p>Initial DMR Due Date must be greater than the Initial Monitoring Period End Date.</p> <p>Note:</p> <ul style="list-style-type: none"> IMPED is calculated using the following formula: $IMPED = IMD/MIMD + (Number\ of\ Report\ Units \times Calendar\ Month) - 1\ Day$ This rule only applies to Scheduled Limit Sets. This business rule is not checked if one or more of the fields being compared is blank. | Reject entire Limit Set transaction | Permit Identifier Permitted Feature Identifier Limit Set Identifier |

| Error/Warning Code | Error/Warning Message | Reason for Error | Result of Error or Warning | Key Fields of Record Affected |
|--------------------|--|--|-------------------------------------|---|
| LS320 | <p>Initial DMR Due Date must be greater than the earliest possible Submission Due Date for the following Limit Set Schedule(s): (Number Units Report Period Integer<value 1>, Number Submission Units Integer <value 1>, Initial Monitoring Date <value 1>, Initial DMR Due Date <value 1>, Limit Set Modification Type Code <value 1>, Limit Set Modification Effective Date <value 1>), (Number Units Report Period Integer<value 2>, Number Submission Units Integer <value 2>, Initial Monitoring Date <value 2>, Initial DMR Due Date <value 2>, Limit Set Modification Type Code <value 2>, Limit Set Modification Effective Date <value 2>), ... (Number Units Report Period Integer<value n>, Number Submission Units Integer <value n>, Initial Monitoring Date <value n>, Initial DMR Due Date <value n>, Limit Set Modification Type Code <value n>, Limit Set Modification Effective Date <value n>).</p> <p>Note:</p> <ul style="list-style-type: none"> In the message above, all XML tags that may have this error are listed in parentheses. Only the tags for which this error occurs will be included in the actual error message. Parentheses will not display in the error messages; they just indicate that the message is dynamic. | <p>Initial DMR Due Date must be greater than the earliest possible Submission Due Date.</p> <p>Note:</p> <ul style="list-style-type: none"> Earliest Possible Submission Due Date is calculated using the following formula: Initial Monitoring Date + (Number of Submission Units x Calendar Month) - 1 day This rule only applies to Scheduled Limit Sets. This business rule is not checked if one or more of the fields being compared is blank. | Reject entire Limit Set transaction | Permit Identifier Permitted Feature Identifier Limit Set Identifier |

| Error/Warning Code | Error/Warning Message | Reason for Error | Result of Error or Warning | Key Fields of Record Affected |
|--------------------|--|---|-------------------------------------|---|
| LS330 | <p>Number Submission Units Integer must exist for the following Limit Set Schedule(s): (Number Units Report Period Integer<value 1>, Initial Monitoring Date <value 1>, Initial DMR Due Date <value 1>, Limit Set Modification Type Code <value 1>, Limit Set Modification Effective Date <value 1>), (Number Units Report Period Integer<value 2>, Initial Monitoring Date <value 2>, Initial DMR Due Date <value 2>, Limit Set Modification Type Code <value 2>, Limit Set Modification Effective Date <value 2>), ... (Number Units Report Period Integer<value n>, Initial Monitoring Date <value n>, Initial DMR Due Date <value n>, Limit Set Modification Type Code <value n>, Limit Set Modification Effective Date <value n>).</p> <p>Note:</p> <ul style="list-style-type: none"> In the message above, all XML tags that may have this error are listed in parentheses. Only the tags for which this error occurs will be included in the actual error message. Parentheses will not display in the error messages; they just indicate that the message is dynamic. | <p>The Number of Submission Units must exist for a Limit Set Schedule. Note: This rule only applies to Scheduled Limit Sets.</p> | Reject entire Limit Set transaction | Permit Identifier Permitted Feature Identifier Limit Set Identifier |

| Error/Warning Code | Error/Warning Message | Reason for Error | Result of Error or Warning | Key Fields of Record Affected |
|--------------------|---|---|-------------------------------------|---|
| LS340 | <p>The Number Submission Units must be greater than or equal to the Number Units Report for the following Limit Set Schedule(s): (Number Units Report Period Integer<value 1>, Number Submission Units Integer <value 1>, Initial Monitoring Date <value 1>, Initial DMR Due Date <value 1>, Limit Set Modification Type Code <value 1>, Limit Set Modification Effective Date <value 1>), (Number Units Report Period Integer<value 2>, Number Submission Units Integer <value 2>, Initial Monitoring Date <value 2>, Initial DMR Due Date <value 2>, Limit Set Modification Type Code <value 2>, Limit Set Modification Effective Date <value 2>), ... (Number Units Report Period Integer<value n>, Number Submission Units Integer <value n>, Initial Monitoring Date <value n>, Initial DMR Due Date <value n>, Limit Set Modification Type Code <value n>, Limit Set Modification Effective Date <value n>).</p> <p>Note:</p> <ul style="list-style-type: none"> In the message above, all XML tags that may have this error are listed in parentheses. Only the tags for which this error occurs will be included in the actual error message. Parentheses will not display in the error messages; they just indicate that the message is dynamic. | <p>The Number of Submission Units must be greater than or equal to the Number of Report Units.</p> <p>Note:</p> <ul style="list-style-type: none"> This rule only applies to Scheduled Limit Sets. This business rule is not checked if one or more of the fields being compared is blank. | Reject entire Limit Set transaction | Permit Identifier Permitted Feature Identifier Limit Set Identifier |

| Error/Warning Code | Error/Warning Message | Reason for Error | Result of Error or Warning | Key Fields of Record Affected |
|--------------------|--|--|-------------------------------------|---|
| LS350 | <p>The Number Submission Units must be evenly divisible by the Number Units Report Period Integer for the following Limit Set Schedule(s): (Number Units Report Period Integer<value 1>, Number Submission Units Integer <value 1>, Initial Monitoring Date <value 1>, Initial DMR Due Date <value 1>, Limit Set Modification Type Code <value 1>, Limit Set Modification Effective Date <value 1>), (Number Units Report Period Integer<value 2>, Number Submission Units Integer <value 2>, Initial Monitoring Date <value 2>, Initial DMR Due Date <value 2>, Limit Set Modification Type Code <value 2>, Limit Set Modification Effective Date <value 2>), ... (Number Units Report Period Integer<value n>, Number Submission Units Integer <value n>, Initial Monitoring Date <value n>, Initial DMR Due Date <value n>, Limit Set Modification Type Code <value n>, Limit Set Modification Effective Date <value n>).</p> <p>Note:</p> <ul style="list-style-type: none"> In the message above, all XML tags that may have this error are listed in parentheses. Only the tags for which this error occurs will be included in the actual error message. Parentheses will not display in the error messages; they just indicate that the message is dynamic. | <p>The Number of Submission Units must be evenly divisible by the Number of Report Units.</p> <p>Note:</p> <ul style="list-style-type: none"> This rule only applies to Scheduled Limit Sets. This business rule is not checked if one or more of the fields being compared is blank. | Reject entire Limit Set transaction | Permit Identifier Permitted Feature Identifier Limit Set Identifier |
| LS400 | <p>Number Submission Units Integer, Initial Monitoring Date, or Initial DMR Due Date cannot be submitted for Unscheduled Limit Set Schedules.</p> | <p>If any of the following are submitted for an Unscheduled Limit Set:</p> <ul style="list-style-type: none"> Number of Submission Units Initial Monitoring Date Initial DMR Due Date <p>ICIS rejects the Limit Set transaction.</p> | Reject entire Limit Set transaction | Permit Identifier Permitted Feature Identifier Limit Set Identifier |

| Error/Warning Code | Error/Warning Message | Reason for Error | Result of Error or Warning | Key Fields of Record Affected |
|--------------------|---|---|-------------------------------------|---|
| LS360 | This Limit Set change cannot be made because it would cause Received DMR Values to be orphaned. | <p>If the Limit Set transaction will orphan Received DMR Values by editing one or more of the following fields:</p> <ul style="list-style-type: none"> • Limit Set Status Start Date • Limit Set Status <p>ICIS rejects the Limit Set transaction.</p> <p>Note:</p> <ul style="list-style-type: none"> • This Validation is done only if the Permit for the Limit Set is an Individual Permit or a GPCF. • This business rule is not checked for Replace transactions where the Limit Set does not exist in ICIS • This rule only applies to Unscheduled Limit Sets. | Reject entire Limit Set transaction | Permit Identifier Permitted Feature Identifier Limit Set Identifier |
| LS370 | An error has occurred while processing the data for this Limit Set. No data were saved for this Limit Set, and the XML transaction must be resubmitted. | <p>If Background Processing does not complete successfully, roll back all changes for the XML transaction.</p> <p>Note: This business rule is not checked for Replace transactions where the Limit Set does not exist in ICIS.</p> | Reject entire Limit Set transaction | Permit Identifier Permitted Feature Identifier Limit Set Identifier |

9.1.11 Parameter Limit and Limit Segment Error Messages

The table below lists error messages that are generated when ICIS-NPDES Batch cannot process a parameter limit or limit segment transaction, what caused the error, how the error affected the transaction, and the key fields of the transaction that had the error.



| Error/Warning Code | Error/Warning Message | Reason for Error | Result of Error or Warning | Key Fields of Record Affected |
|--------------------|--|---|--|---|
| BAT020 | User <ID value> does not have privileges to perform this <Transaction Type value> <Submission Type value> transaction. | User must have privileges to perform the transaction. This relates to specific roles, access level (HQ, specific region, specific state), and sensitive data privileges. Note: ICIS does not have Batch-specific privileges. The privileges for Batch and Web access are the same. | Reject entire Limit transaction | Permit Identifier Permitted Feature Identifier Limit Set Designator Parameter Code Monitoring Site Description Code Limit Season Number Limit Start Date Limit End Date |
| BAT020 | User <ID value> does not have privileges to perform a <Transaction Type value> <Submission Type value> transaction. | User must have privileges to perform the transaction. This relates to specific roles, access level (HQ, specific region, specific state), and sensitive data privileges. Note: ICIS does not have Batch-specific privileges. The privileges for Batch and Web access are the same. | Reject entire Parameter Limits transaction | Permit Identifier Permitted Feature Identifier Limit Set Designator Parameter Code Monitoring Site Description Code Limit Season Number |
| BAT010 | Transaction Type <Transaction Type value> is not valid for <Submission Type value>. | Transaction Type must be valid for Limits Transaction. Valid Transaction Types are X (Mass Delete), D (Delete), N (New), and C (Change). | Reject entire Limits Transaction | Permit Identifier Permitted Feature Identifier Limit Set Designator Parameter Code Monitoring Location Code Limit Season Number Limit Start Date Limit End Date |

| Error/Warning Code | Error/Warning Message | Reason for Error | Result of Error or Warning | Key Fields of Record Affected |
|--------------------|---|---|--|---|
| BAT010 | Transaction Type <Transaction Type value> is not valid for <Submission Type value>. | Transaction Type must be valid for Parameter Limits Transaction. Valid Transaction Types are X (Mass Delete), D (Delete), and R (Replace). | Reject entire Parameter Limits Transaction | Permit Identifier Permitted Feature Identifier Limit Set Designator Parameter Code Monitoring Site Description Code Limit Season Number |
| LTS040 | A Limit cannot be added because the combination of Permit Identifier, Permitted Feature Identifier, and Limit Set Designator does not exist in ICIS. | The combination of NPDES ID, Permitted Feature ID, and Limit Set Designator must exist in ICIS. Note: This only applies for Replace Parameter Limits transaction where the parameter does not exist in ICIS. | Reject entire Limits Transaction | Permit Identifier Permitted Feature Identifier Limit Set Designator Parameter Code Monitoring Site Description Code Limit Season Number Limit Start Date Limit End Date |
| PLT040 | The Parameter Limit cannot be replaced because the combination of Permit Identifier, Permitted Feature Identifier, and Limit Set Designator does not exist in ICIS. | The combination of NPDES ID, Permitted Feature ID, and Limit Set Designator must exist in ICIS. Note: This only applies for Replace Parameter Limits transaction where the parameter does not exist in ICIS. | Reject entire Parameter Limits transaction | Permit Identifier Permitted Feature Identifier Limit Set Designator Parameter Code Monitoring Site Description Code Limit Season Number |



| Error/Warning Code | Error/Warning Message | Reason for Error | Result of Error or Warning | Key Fields of Record Affected |
|--------------------|---|--|--|---|
| LTS050 | A Limit Segment already exists for the Limit Group for the key data entered. | A Limit identified by the combination of NPDES ID, Permitted Feature ID, Limit Set Designator, Parameter Code, Monitoring Location, Limit Season ID, Limit Start Date and Limit End Date, must not exist in ICIS within the same Limit Group. Note: See Introduction for definition of Limit Group. | Reject entire Limits Transaction | Permit Identifier Permitted Feature Identifier Limit Set Designator Parameter Code Monitoring Site Description Code Limit Season Number Limit Start Date Limit End Date |
| PLT050 | (Limit Segment <Limit Start Date Value> to <Limit End Date value>, Limit Modification Effective Date <Limit Modification Effective Date value>, Enforcement Action Identifier <Enforcement Action Identifier value>, Final Order Identifier <Final Order Identifier value>): A Limit Segment already exists for the Limit Group for the key data entered. Note: <ul style="list-style-type: none">In the message above, all XML tags that may have this error are listed in parentheses. Only the tags for which this error occurs will be included in the actual error message.Parentheses will not display in the error messages; they just indicate that the message is dynamic.This error message should be recorded once per violation within a limit group. | | Reject entire Parameter Limits transaction | Permit Identifier Permitted Feature Identifier Limit Set Designator Parameter Code Monitoring Site Description Code Limit Season Number |

| Error/Warning Code | Error/Warning Message | Reason for Error | Result of Error or Warning | Key Fields of Record Affected |
|--------------------|---|--|--|---|
| LTS060 | A Limit does not exist for the key data entered. | The Limit record identified by the combination of NPDES ID, Permitted Feature Identifier, Limit Set Designator, Parameter Code, Monitoring Location Code, Limit Season ID, Limit Start Date and Limit End Date must exist in ICIS. | Reject entire Limits Transaction | Permit Identifier Permitted Feature Identifier Limit Set Designator Parameter Code Monitoring Site Description Code Limit Season Number Limit Start Date Limit End Date |
| PLT070 | A Limit Parameter does not exist for the key data entered. | The Limit Parameter identified by the combination of NPDES ID, Permitted Feature, Limit Set Designator, Parameter Code, Monitoring Location and Limit Season ID must exist in ICIS. | Reject entire Parameter Limits Transaction | Permit Identifier Permitted Feature Identifier Limit Set Designator Parameter Code Monitoring Site Description Code Limit Season Number |
| LTS080 | The Limit cannot be changed or deleted because more than one limit with the same key data exists. | A Limit cannot be edited or deleted if more than one limit exists with the same combination of NPDES ID, Permitted Feature Identifier, Limit Set Designator, Parameter Code, Monitoring Location Code, Limit Season ID, Limit Start Date and Limit End Date. | Reject entire Limits Transaction | Permit Identifier Permitted Feature Identifier Limit Set Designator Parameter Code Monitoring Site Description Code Limit Season Number Limit Start Date Limit End Date |



| Error/Warning Code | Error/Warning Message | Reason for Error | Result of Error or Warning | Key Fields of Record Affected |
|--------------------|--|---|--|---|
| LTS090 | The Limits transaction contains key data and no other data for processing. | If key data and no other data are submitted, ICIS rejects the transaction. | Reject entire Limits Transaction | Permit Identifier Permitted Feature Identifier Limit Set Designator Parameter Code Monitoring Site Description Code Limit Season Number Limit Start Date Limit End Date |
| PLT090 | The Parameter Limits transaction contains key data and no other data for processing. | If key data and no other data are submitted, ICIS rejects the transaction. | Reject entire Parameter Limits Transaction | Permit Identifier Permitted Feature Identifier Limit Set Designator Parameter Code Monitoring Site Description Code Limit Season Number |
| LTS100 | The Limit Set contains Unsubmitted DMRs and cannot be changed or edited. | The Limit cannot be added, edited, or deleted if there are Unsubmitted DMRs for the Limit Set. Note: This business rule applies only to Individual and GPCF permits. | Reject entire Limits Transaction | Permit Identifier Permitted Feature Identifier Limit Set Designator Parameter Code Monitoring Site Description Code Limit Season Number Limit Start Date Limit End Date |

| Error/Warning Code | Error/Warning Message | Reason for Error | Result of Error or Warning | Key Fields of Record Affected |
|--------------------|---|---|--|---|
| PLT100 | The Limit Set contains Unsubmitted DMRs and cannot be changed or edited. | The Limit cannot be added, edited, or deleted if there are Unsubmitted DMRs for the Limit Set. Note: This business rule applies only to Individual and GPCF permits. | Reject entire Parameter Limits Transaction | Permit Identifier Permitted Feature Identifier Limit Set Designator Parameter Code Monitoring Site Description Code Limit Season Number |
| LTS120 | The Enforcement Action Limit cannot exist because there is not at least one base limit or modification limit for the parameter. | An Enforcement Action Limit cannot exist unless there is at least one base limit or modification limit for the parameter. | Reject entire Limits Transaction | Permit Identifier Permitted Feature Identifier Limit Set Designator Parameter Code Monitoring Site Description Code Limit Season Number Limit Start Date Limit End Date |
| PLT120 | Enforcement Action Limit(s) must have at least one base limit or modification limit for the parameter. | An Enforcement Action Limit cannot exist unless there is at least one base limit or modification limit for the parameter. | Reject entire Parameter Limits Transaction | Permit Identifier Permitted Feature Identifier Limit Set Designator Parameter Code Monitoring Site Description Code Limit Season Number |

| Error/Warning Code | Error/Warning Message | Reason for Error | Result of Error or Warning | Key Fields of Record Affected |
|--------------------|--|---|--|---|
| LTS130 | The Limit cannot be deleted because it contains Effluent Trade Partners. | The Limit cannot be deleted if it contains Effluent Trade Partners | Reject entire Parameter Transaction | Permit Identifier Permitted Feature Identifier Limit Set Designator Parameter Code Monitoring Site Description Code Limit Season Number Limit Start Date Limit End Date |
| PLT140 | The Limit Parameter cannot be deleted because it contains Effluent Trade Partners. | The Limit Parameter cannot be deleted if it contains Effluent Trade Partners | Reject entire Parameter Limits Transaction | Permit Identifier Permitted Feature Identifier Limit Set Designator Parameter Code Monitoring Site Description Code Limit Season Number |
| PLT150 | The Limit Parameter cannot be deleted because it contains Enforcement Action Limits. | A Limit Parameter cannot be deleted if an Enforcement Action Limit segment exists for that parameter. | Reject entire Parameter Limits Transaction | Permit Identifier Permitted Feature Identifier Limit Set Designator Parameter Code Monitoring Site Description Code Limit Season Number |

| Error/Warning Code | Error/Warning Message | Reason for Error | Result of Error or Warning | Key Fields of Record Affected |
|--------------------|---|---|----------------------------------|---|
| LTS160 | The Limit cannot be added because DMRs with received DMR data would be orphaned. | A Limit Segment cannot be added if that action would result in the orphaning of Received DMR data. Note: This business rule applies only to Individual and GPCF permits. | Reject entire Limits Transaction | Permit Identifier Permitted Feature Identifier Limit Set Designator Parameter Code Monitoring Site Description Code Limit Season Number Limit Start Date Limit End Date |
| LTS170 | The Limit cannot be changed because it contains DMRs with received DMR data that would be orphaned. | A Limit Segment cannot be changed if that action would result in the orphaning of Received DMR data. Note: This business rule applies only to Individual and GPCF permits. | Reject entire Limits Transaction | Permit Identifier Permitted Feature Identifier Limit Set Designator Parameter Code Monitoring Site Description Code Limit Season Number Limit Start Date Limit End Date |
| LTS180 | The Base Limit cannot be deleted because it contains received DMR values. | A Base Limit Segment cannot be deleted if it has any received DMR Values linked to it. Note: This business rule applies only to Individual and GPCF permits. | Reject entire Limits Transaction | Permit Identifier Permitted Feature Identifier Limit Set Designator Parameter Code Monitoring Site Description Code Limit Season Number Limit Start Date Limit End Date |

| Error/Warning Code | Error/Warning Message | Reason for Error | Result of Error or Warning | Key Fields of Record Affected |
|--------------------|--|--|--|---|
| LTS190 | The Limit cannot be deleted because it contains DMRs with received DMR data that would be orphaned. | <p>A Permit Modification Limit and Enforcement Action Limit cannot be deleted if it has received DMR Values linked to it that cannot be linked to another limit segment.</p> <p>Note: BGP evaluates the expected DMR schedule to determine the Limit Segment in effect for the MPED of the received DMR data.</p> <p>Note: This business rule applies only to Individual and GPCF permits.</p> | Reject entire Limits Transaction | Permit Identifier Permitted Feature Identifier Limit Set Designator Parameter Code Monitoring Site Description Code Limit Season Number Limit Start Date Limit End Date |
| LTS200 | The Limit cannot be deleted because it contains DMRs with received Adjusted DMR data that would be orphaned. | <p>If the Limit segment being deleted has an Effluent Trade Partner and received Adjusted DMR data, the Limit cannot be deleted if the received Adjusted DMR data cannot be linked to another limit segment with an Effluent Trade Partner.</p> <p>Note: This business rule applies only to Individual and GPCF permits.</p> | Reject entire Limits Transaction | Permit Identifier Permitted Feature Identifier Limit Set Designator Parameter Code Monitoring Site Description Code Limit Season Number Limit Start Date Limit End Date |
| PLT210 | The Parameter Limit contains DMRs with received data that will be orphaned with the data entered for this transaction. | <p>A Parameter Limit Replace or Delete Transaction is not valid if it results in the orphaning of received DMR data.</p> <p>Note: This business rule applies to only Individual and GPCF Permit Types.</p> | Reject entire Parameter Limits Transaction | Permit Identifier Permitted Feature Identifier Limit Set Designator Parameter Code Monitoring Site Description Code Limit Season Number |

| Error/Warning Code | Error/Warning Message | Reason for Error | Result of Error or Warning | Key Fields of Record Affected |
|--------------------|---|--|--|---|
| PLT220 | The Parameter Limit contains DMRs with received Adjusted DMR data that will be orphaned with the data entered for this transaction. | A Parameter Limit Replace Transaction is not valid if it results in the orphaning of received Adjusted DMR data through linkage to a Limit segment with no Effluent Trade Partner. Note: This business rule applies to only Individual and GPCF Permit Types. | Reject entire Parameter Limits Transaction | Permit Identifier Permitted Feature Identifier Limit Set Designator Parameter Code Monitoring Site Description Code Limit Season Number |
| LTS230 | Parameter Code <Parameter Code value> does not exist in the ICIS reference table. | Parameter Code submitted must exist in the REF_PARAMETER table. | Reject entire Limits Transaction | Permit Identifier Permitted Feature Identifier Limit Set Designator Parameter Code Monitoring Site Description Code Limit Season Number Limit Start Date Limit End Date |
| PLT230 | Parameter Code <Parameter Code value> does not exist in the ICIS reference table. | Parameter Code submitted must exist in the REF_PARAMETER table. | Reject entire Parameter Limits Transaction | Permit Identifier Permitted Feature Identifier Limit Set Designator Parameter Code Monitoring Site Description Code Limit Season Number |



| Error/Warning Code | Error/Warning Message | Reason for Error | Result of Error or Warning | Key Fields of Record Affected |
|--------------------|--|--|--|--|
| LTS240 | Monitoring Site Description Code <Monitoring Site Description Code value> does not exist or is inactive in the ICIS reference table. | Monitoring Location must be a valid (i.e., Active) code in the REF_MONITORING_LOCATION table. | Reject entire Limits Transaction | Permit Identifier Permitted Feature Identifier Limit Set Designator Parameter Code Monitoring Site Description Code Limit Season Number Limit Start Date Limit End Date |
| PLT240 | Monitoring Site Description Code <Monitoring Site Description Code value> does not exist or is inactive in the ICIS reference table. | Monitoring Location must be a valid (i.e., Active) code in the REF_MONITORING_LOCATION table. | Reject entire Parameter Limits Transaction | Permit Identifier Permitted Feature Identifier Limit Set Designator Parameter Code Monitoring Site Description Code Limit Season Number |
| LTS245 | Limit Season Number must be a whole number from 0 to 12 (inclusive). | Season ID must be a whole number from 0 to 12 (inclusive). Note: This only applies for Replace Parameter Limits transaction where the parameter does not exist in ICIS. | Reject entire Limits Transaction | Permit Identifier Permitted Feature Identifier Limit Set Designator Parameter Code Monitoring Site Description Code Limit Season Number Limit Start Date Limit End Date |

| Error/Warning Code | Error/Warning Message | Reason for Error | Result of Error or Warning | Key Fields of Record Affected |
|--------------------|---|---|--|---|
| PLT245 | Limit Season Number must be a whole number from 0 to 12 (inclusive). | Season ID must be a whole number from 0 to 12 (inclusive). Note: This only applies for Replace Parameter Limits transaction where the parameter does not exist in ICIS. | Reject entire Parameter Limits Transaction | Permit Identifier Permitted Feature Identifier Limit Set Designator Parameter Code Monitoring Site Description Code Limit Season Number |
| LTS260 | The Limit Start Date <Limit Start Date Value> must be one day after the Limit End Date <Limit End Date value of preceding Limit Segment> of the preceding Limit segment for the same Limit Group. | If a Limit Segment for same Limit Group exists, the Limit Start Date of the Limit being added must be one day greater than the Limit End Date of the preceding Limit Segment, if one exists. Note: See Introduction for definition of Limit Group. | Reject entire Limits Transaction | Permit Identifier Permitted Feature Identifier Limit Set Designator Parameter Code Monitoring Site Description Code Limit Season Number Limit Start Date Limit End Date |
| LTS270 | The Limit End Date <Limit End Date Value> must be one day before the Limit Start Date <Limit Start Date value of subsequent Limit Segment> of the subsequent Limit segment of the same Limit Group. | If a Limit Segment for same Limit Group exists, the Limit End Date of the Limit being added must be one day less than the Limit Start Date of the succeeding Limit Segment, if one exists. Note: See Introduction for definition of Limit Group. | Reject entire Limits Transaction | Permit Identifier Permitted Feature Identifier Limit Set Designator Parameter Code Monitoring Site Description Code Limit Season Number Limit Start Date Limit End Date |

| Error/Warning Code | Error/Warning Message | Reason for Error | Result of Error or Warning | Key Fields of Record Affected |
|--------------------|--|---|--|--|
| LTS280 | The Limit Segment cannot be deleted because it would leave gaps between the remaining Limit Segments for the same Limit Group. | <p>The change or deletion of a Limit Segment cannot leave any gaps between the remaining Limit Segments for the Limit Group as follows:</p> <ul style="list-style-type: none"> The Limit Start Date must be one day greater than the Limit End Date of the preceding Limit segment, if one exists <p>AND</p> <ul style="list-style-type: none"> The Limit End Date must be one day less than the Limit Start Date of the subsequent Limit segment, if one exists <p>Note: See Introduction for definition of Limit Group.</p> | Reject entire Limits Transaction | Permit Identifier Permitted Feature Identifier Limit Set Designator Parameter Code Monitoring Site Description Code Limit Season Number Limit Start Date Limit End Date |
| PLT290 | The Limit Parameter cannot be replaced because it would leave gaps or overlaps between Limit Segments within the Base Limit Group. | <p>If more than one Base Limit Segment exists in the Replace Parameter Limits transaction, the system evaluates the Base Limit Segment dates to ensure that there are no gaps or overlaps within the Limit Group.</p> <p>Note: See Introduction for definition of Limit Group.</p> | Reject entire Parameter Limits Transaction | Permit Identifier Permitted Feature Identifier Limit Set Designator Parameter Code Monitoring Site Description Code Limit Season Number |
| PLT300 | The Limit Parameter cannot be replaced because it would leave gaps or overlaps between Limit Segments within the Permit Modification Limit Group with the Limit Modification Effective Date <Limit Modification Effective Date value>. | <p>If more than one Permit Modification Limit Segment with the same Modification Date exists in the Replace Parameter Limits transaction, the system evaluates the Permit Modification Limit Segments dates to ensure that there are no gaps or overlaps within the Limit Group.</p> <p>Note: See Introduction for definition of Limit Group.</p> | Reject entire Parameter Limits Transaction | Permit Identifier Permitted Feature Identifier Limit Set Designator Parameter Code Monitoring Site Description Code Limit Season Number |

| Error/Warning Code | Error/Warning Message | Reason for Error | Result of Error or Warning | Key Fields of Record Affected |
|--------------------|--|--|--|---|
| PLT310 | The Limit Parameter cannot be replaced because it would leave gaps or overlaps between Limit Segments within the Enforcement Action Limit Group with the Enforcement Action Identifier <Enforcement Action Identifier value> and Final Order Identifier <Final Order Identifier value>. | If more than one Enforcement Action Limit Segment with the same Enforcement Action ID and Final Order ID exists in the Replace Parameter Limits transaction, the system evaluates the Enforcement Action Limit Segments dates to ensure that there are no gaps or overlaps within the Limit Group. Note: See Introduction for definition of Limit Group | Reject entire Parameter Limits Transaction | Permit Identifier Permitted Feature Identifier Limit Set Designator Parameter Code Monitoring Site Description Code Limit Season Number |
| LTS320 | Limit Type Code <Limit Type Code value> does not exist or is inactive in the ICIS reference table. | Limit Type must be a valid (i.e., Active) code in the REF_LIMIT_TYPE table. | Reject entire Limits Transaction | Permit Identifier Permitted Feature Identifier Limit Set Designator Parameter Code Monitoring Site Description Code Limit Season Number Limit Start Date Limit End Date |
| PLT320 | (Limit Segment <Limit Start Date Value> to <Limit End Date value>, Limit Modification Effective Date <Limit Modification Effective Date value>, Enforcement Action Identifier <Enforcement Action Identifier value>, Final Order Identifier <Final Order Identifier value>): Limit Type Code <Limit Type Code value> does not exist or is inactive in the ICIS reference table. Note: <ul style="list-style-type: none">In the message above, all XML tags that may have this error are listed in parentheses. Only the tags for which this error occurs will be included in the actual error message.Parentheses will not display in the error messages; they just indicate that the message is dynamic. | Limit Type must be a valid (i.e., Active) code in the REF_LIMIT_TYPE table. | Reject entire Parameter Limits Transaction | Permit Identifier Permitted Feature Identifier Limit Set Designator Parameter Code Monitoring Site Description Code Limit Season Number |

| Error/Warning Code | Error/Warning Message | Reason for Error | Result of Error or Warning | Key Fields of Record Affected |
|--------------------|--|---|--|---|
| LTS330 | <p>Month Limit Applies value ALL was entered so no other Month Limit Applies values can be entered.</p> <p>Note: The Month Applies value ALL is not included in the list of Month Limit Applies values.</p> | If ALL is entered for Month Applies, no other month can be added. | Reject entire Limits Transaction | Permit Identifier Permitted Feature Identifier Limit Set Designator Parameter Code Monitoring Site Description Code Limit Season Number Limit Start Date Limit End Date |
| PLT330 | <p>(Limit Segment <Limit Start Date Value> to <Limit End Date value>, Limit Modification Effective Date <Limit Modification Effective Date value>, Enforcement Action Identifier <Enforcement Action Identifier value>, Final Order Identifier <Final Order Identifier value>): Month Limit Applies value ALL was entered so no other Month Limit Applies values can be entered.</p> <p>Note:</p> <ul style="list-style-type: none"> In the message above, all XML tags that may have this error are listed in parentheses. Only the tags for which this error occurs will be included in the actual error message. Parentheses will not display in the error messages; they just indicate that the message is dynamic. The Month Applies value ALL is not included in the list of Month Limit Applies values. | If ALL is entered for Month Applies, no other month can be added. | Reject entire Parameter Limits Transaction | Permit Identifier Permitted Feature Identifier Limit Set Designator Parameter Code Monitoring Site Description Code Limit Season Number |

| Error/Warning Code | Error/Warning Message | Reason for Error | Result of Error or Warning | Key Fields of Record Affected |
|--------------------|---|--|----------------------------|--|
| LTS340 | Warning: This Limit creates duplicate months across Limit Segments. | <p>The system will generate a warning message if seasonal Limit records have duplicate months as follows:</p> <p>Other limits of the same kind as the added limit share the following key data and have one or more of the same month(s) selected:</p> <ul style="list-style-type: none"> • NPDES ID • Permitted Feature Identifier • Limit Set Designator • Parameter Code • Monitoring Location • Limit Start Date <p>Limit End Date</p> | N/A | Permit Identifier Permitted Feature Identifier Limit Set Designator Parameter Code Monitoring Site Description Code Limit Season Number Limit Start Date Limit End Date |
| PLT340 | <p>Warning: (Limit Segment <Limit Start Date Value> to <Limit End Date value>, Limit Modification Effective Date <Limit Modification Effective Date value>, Enforcement Action Identifier <Enforcement Action Identifier value>, Final Order Identifier <Final Order Identifier value>): This Limit creates duplicate months across Limit Segments.</p> <p>Note:</p> <ul style="list-style-type: none"> • In the message above, all XML tags that may have this error are listed in parentheses. Only the tags for which this error occurs will be included in the actual error message. • Parentheses will not display in the error messages; they just indicate that the message is dynamic. | <p>The system will generate a warning message if seasonal Limit records have duplicate months as follows:</p> <p>Other limits of the same kind as the added limit share the following key data and have one or more of the same month(s) selected:</p> <ul style="list-style-type: none"> • NPDES ID • Permitted Feature Identifier • Limit Set Designator • Parameter Code • Monitoring Location • Limit Start Date <p>Limit End Date</p> | N/A | Permit Identifier Permitted Feature Identifier Limit Set Designator Parameter Code Monitoring Site Description Code Limit Season Number |

| Error/Warning Code | Error/Warning Message | Reason for Error | Result of Error or Warning | Key Fields of Record Affected |
|--------------------|--|---|--|---|
| LTS350 | Sample Type Text <Sample Type Text value> does not exist or is inactive in the ICIS reference table. | Sample Type must be a valid (i.e., Active) code in the REF_SAMPLE_TYPE table. | Reject entire Limits Transaction | Permit Identifier Permitted Feature Identifier Limit Set Designator Parameter Code Monitoring Site Description Code Limit Season Number Limit Start Date Limit End Date |
| PLT350 | <p>(Limit Segment <Limit Start Date Value> to <Limit End Date value>, Limit Modification Effective Date <Limit Modification Effective Date value>, Enforcement Action Identifier <Enforcement Action Identifier value>, Final Order Identifier <Final Order Identifier value>): Sample Type Text <Sample Type Text value> does not exist or is inactive in the ICIS reference table.</p> <p>Note:</p> <ul style="list-style-type: none"> In the message above, all XML tags that may have this error are listed in parentheses. Only the tags for which this error occurs will be included in the actual error message. Parentheses will not display in the error messages; they just indicate that the message is dynamic. | Sample Type must be a valid (i.e., Active) code in the REF_SAMPLE_TYPE table. | Reject entire Parameter Limits Transaction | Permit Identifier Permitted Feature Identifier Limit Set Designator Parameter Code Monitoring Site Description Code Limit Season Number |

| Error/Warning Code | Error/Warning Message | Reason for Error | Result of Error or Warning | Key Fields of Record Affected |
|--------------------|--|---|--|---|
| LTS360 | Frequency of Analysis Code <Frequency of Analysis Code value> does not exist or is inactive in the ICIS reference table. | Frequency of Analysis must be a valid (i.e., Active) code in the REF_FREQUENCY_OF_ANALYSIS table. | Reject entire Limits Transaction | Permit Identifier Permitted Feature Identifier Limit Set Designator Parameter Code Monitoring Site Description Code Limit Season Number Limit Start Date Limit End Date |
| PLT360 | <p>(Limit Segment <Limit Start Date Value> to <Limit End Date value>, Limit Modification Effective Date <Limit Modification Effective Date value>, Enforcement Action Identifier <Enforcement Action Identifier value>, Final Order Identifier <Final Order Identifier value>): Frequency of Analysis Code <Frequency of Analysis Code value> does not exist or is inactive in the ICIS reference table.</p> <p>Note:</p> <ul style="list-style-type: none"> In the message above, all XML tags that may have this error are listed in parentheses. Only the tags for which this error occurs will be included in the actual error message. Parentheses will not display in the error messages; they just indicate that the message is dynamic. | Frequency of Analysis must be a valid (i.e., Active) code in the REF_FREQUENCY_OF_ANALYSIS table. | Reject entire Parameter Limits Transaction | Permit Identifier Permitted Feature Identifier Limit Set Designator Parameter Code Monitoring Site Description Code Limit Season Number |

| Error/Warning Code | Error/Warning Message | Reason for Error | Result of Error or Warning | Key Fields of Record Affected |
|--------------------|---|--|--|---|
| LTS370 | Stay Value data cannot be entered for an Enforcement Action Limit. | Stay Values data cannot be entered for Enforcement Action Limits. Note: Stay Value data is defined as the submission of one or more of the following tags: <ul style="list-style-type: none"> • Limit Stay Type Code • Stay Start Date • Stay End Date • Stay Reason Text • Calculate Violations Indicator • Numeric Condition Stay Value | N/A | Permit Identifier Permitted Feature Identifier Limit Set Designator Parameter Code Monitoring Site Description Code Limit Season Number Limit Start Date Limit End Date |
| PLT370 | (Limit Segment <Limit Start Date Value> to <Limit End Date value>, Limit Modification Effective Date <Limit Modification Effective Date value>, Enforcement Action Identifier <Enforcement Action Identifier value>, Final Order Identifier <Final Order Identifier value>): Stay Value data cannot be entered for an Enforcement Action Limit. Note: <ul style="list-style-type: none"> • In the message above, all XML tags that may have this error are listed in parentheses. Only the tags for which this error occurs will be included in the actual error message. • Parentheses will not display in the error messages; they just indicate that the message is dynamic. | Stay Values data cannot be entered for Enforcement Action Limits. Note: Stay Value data is defined as the submission of one or more of the following tags: <ul style="list-style-type: none"> • Limit Stay Type Code • Stay Start Date • Stay End Date • Stay Reason Text • Calculate Violations Indicator • Numeric Condition Stay Value | Reject entire Parameter Limits Transaction | Permit Identifier Permitted Feature Identifier Limit Set Designator Parameter Code Monitoring Site Description Code Limit Season Number |

| Error/Warning Code | Error/Warning Message | Reason for Error | Result of Error or Warning | Key Fields of Record Affected |
|--------------------|--|---|--|---|
| LTS380 | Limit Stay Type Code <Limit Stay Type Code value> does not exist or is inactive in the ICIS reference table. | Limit Stay Type must be a valid (i.e., Active) code in the REF_STAY_TYPE table. | Reject entire Limits Transaction | Permit Identifier Permitted Feature Identifier Limit Set Designator Parameter Code Monitoring Site Description Code Limit Season Number Limit Start Date Limit End Date |
| PLT380 | <p>(Limit Segment <Limit Start Date Value> to <Limit End Date value>, Limit Modification Effective Date <Limit Modification Effective Date value>, Enforcement Action Identifier <Enforcement Action Identifier value>, Final Order Identifier <Final Order Identifier value>): Limit Stay Type Code <Limit Stay Type Code value> does not exist or is inactive in the ICIS reference table.</p> <p>Note:</p> <ul style="list-style-type: none"> In the message above, all XML tags that may have this error are listed in parentheses. Only the tags for which this error occurs will be included in the actual error message. Parentheses will not display in the error messages; they just indicate that the message is dynamic. | Limit Stay Type must be a valid (i.e., Active) code in the REF_STAY_TYPE table. | Reject entire Parameter Limits Transaction | Permit Identifier Permitted Feature Identifier Limit Set Designator Parameter Code Monitoring Site Description Code Limit Season Number |

| Error/Warning Code | Error/Warning Message | | | | | Reason for Error | Result of Error or Warning | Key Fields of Record Affected |
|--|---|--|----------------------------------|------|--|--|--|--|
| Permit Identifier Permitted Feature Identifier Limit Set Designator Parameter Code Monitoring Site Description Code Limit Season Number Limit Start Date Limit End Date | N, C | | Reject entire Limits Transaction | N, C | | | | |
| PLT390 | <p>(Limit Segment <Limit Start Date Value> to <Limit End Date value>, Limit Modification Effective Date <Limit Modification Effective Date value>, Enforcement Action Identifier <Enforcement Action Identifier value>, Final Order Identifier <Final Order Identifier value>): (Stay Type Code, Stay Start Date, Reason for Stay) must be entered because (Stay Type Code, Stay Start Date, Reason for Stay) has been entered.</p> <p>Note:</p> <ul style="list-style-type: none"> In the message above, all XML tags that may have this error are listed in parentheses. Only the tags for which this error occurs will be included in the actual error message. Parentheses will not display in the error messages; they just indicate that the message is dynamic. | | | | | <p>If any of the following Stay fields exists, all three must exist:</p> <ul style="list-style-type: none"> Stay Type Stay Start Date Reason for Stay | Reject entire Parameter Limits Transaction | Permit Identifier Permitted Feature Identifier Limit Set Designator Parameter Code Monitoring Site Description Code Limit Season Number |

| Error/Warning Code | Error/Warning Message | Reason for Error | Result of Error or Warning | Key Fields of Record Affected |
|--------------------|--|---|--|---|
| LTS400 | Limit Stay Data cannot be entered because Permit Effective Date and Permit Issue Date do not exist for the Permit. | If Stay Type, Stay Start Date, and Reason for Stay are entered, the Permit Effective Date and the Permit Issue Date must exist. | Reject entire Limits Transaction | Permit Identifier Permitted Feature Identifier Limit Set Designator Parameter Code Monitoring Site Description Code Limit Season Number Limit Start Date Limit End Date |
| PLT400 | <p>(Limit Segment <Limit Start Date Value> to <Limit End Date value>, Limit Modification Effective Date <Limit Modification Effective Date value>, Enforcement Action Identifier <Enforcement Action Identifier value>, Final Order Identifier <Final Order Identifier value>): Limit Stay Data cannot be entered because Permit Effective Date and Permit Issue Date do not exist for the Permit.</p> <p>Note:</p> <ul style="list-style-type: none"> In the message above, all XML tags that may have this error are listed in parentheses. Only the tags for which this error occurs will be included in the actual error message. Parentheses will not display in the error messages; they just indicate that the message is dynamic. | If Stay Type, Stay Start Date, and Reason for Stay are entered, the Permit Effective Date and the Permit Issue Date must exist. | Reject entire Parameter Limits Transaction | Permit Identifier Permitted Feature Identifier Limit Set Designator Parameter Code Monitoring Site Description Code Limit Season Number |



| Error/Warning Code | Error/Warning Message | Reason for Error | Result of Error or Warning | Key Fields of Record Affected |
|--------------------|---|---|--|---|
| LTS410 | Stay Start Date <Stay Start Date value> entered must be less than or equal to the current date. | Stay Start Date must be less than or equal to the current date. | Reject entire Limits Transaction | Permit Identifier Permitted Feature Identifier Limit Set Designator Parameter Code Monitoring Site Description Code Limit Season Number Limit Start Date Limit End Date |
| PLT410 | <p>(Limit Segment <Limit Start Date Value> to <Limit End Date value>, Limit Modification Effective Date <Limit Modification Effective Date value>, Enforcement Action Identifier <Enforcement Action Identifier value>, Final Order Identifier <Final Order Identifier value>): Stay Start Date <Stay Start Date value> entered must be less than or equal to the current date.</p> <p>Note:</p> <ul style="list-style-type: none"> In the message above, all XML tags that may have this error are listed in parentheses. Only the tags for which this error occurs will be included in the actual error message. Parentheses will not display in the error messages; they just indicate that the message is dynamic. | Stay Start Date must be less than or equal to the current date. | Reject entire Parameter Limits Transaction | Permit Identifier Permitted Feature Identifier Limit Set Designator Parameter Code Monitoring Site Description Code Limit Season Number |

| Error/Warning Code | Error/Warning Message | Reason for Error | Result of Error or Warning | Key Fields of Record Affected |
|--------------------|---|---|--|---|
| LTS420 | Stay End Date <Stay End Date value> entered must be less than or equal to the current date. | Stay End Date must be less than or equal to the current date. | Reject entire Limits Transaction | Permit Identifier Permitted Feature Identifier Limit Set Designator Parameter Code Monitoring Site Description Code Limit Season Number Limit Start Date Limit End Date |
| PLT420 | <p>(Limit Segment <Limit Start Date Value> to <Limit End Date value>, Limit Modification Effective Date <Limit Modification Effective Date value>, Enforcement Action Identifier <Enforcement Action Identifier value>, Final Order Identifier <Final Order Identifier value>): Stay End Date <Stay End Date value> entered must be less than or equal to the current date.</p> <p>Note:</p> <ul style="list-style-type: none"> In the message above, all XML tags that may have this error are listed in parentheses. Only the tags for which this error occurs will be included in the actual error message. Parentheses will not display in the error messages; they just indicate that the message is dynamic. | Stay End Date must be less than or equal to the current date. | Reject entire Parameter Limits Transaction | Permit Identifier Permitted Feature Identifier Limit Set Designator Parameter Code Monitoring Site Description Code Limit Season Number |

| Error/Warning Code | Error/Warning Message | Reason for Error | Result of Error or Warning | Key Fields of Record Affected |
|--------------------|---|---|--|---|
| LTS430 | Stay End Date <Stay End Date value> entered must be greater than or equal to the Stay Start Date <Stay Start Date value>. | Stay End Date must be greater than or equal to the Stay Start Date. | Reject entire Limits Transaction | Permit Identifier Permitted Feature Identifier Limit Set Designator Parameter Code Monitoring Site Description Code Limit Season Number Limit Start Date Limit End Date |
| PLT430 | <p>(Limit Segment <Limit Start Date Value> to <Limit End Date value>, Limit Modification Effective Date <Limit Modification Effective Date value>, Enforcement Action Identifier <Enforcement Action Identifier value>, Final Order Identifier <Final Order Identifier value>): Stay End Date <Stay End Date value> entered must be greater than or equal to the Stay Start Date <Stay Start Date value>.</p> <p>Note:</p> <ul style="list-style-type: none"> In the message above, all XML tags that may have this error are listed in parentheses. Only the tags for which this error occurs will be included in the actual error message. Parentheses will not display in the error messages; they just indicate that the message is dynamic. | Stay End Date must be greater than or equal to the Stay Start Date. | Reject entire Parameter Limits Transaction | Permit Identifier Permitted Feature Identifier Limit Set Designator Parameter Code Monitoring Site Description Code Limit Season Number |

| Error/Warning Code | Error/Warning Message | Reason for Error | Result of Error or Warning | Key Fields of Record Affected |
|--------------------|--|---|--|---|
| LTS440 | At least one Numeric Condition Unit Measure Code and one Numeric Condition Statistical Base Code should exist for the Limit because Limit Stay Type Code = Z. | If Stay Type = Z, at least one active Limit Value must exist for the stayed Limit. Note: An active Limit Value is one for which the Limit Value record has both a Unit Code and a Statistical Base Code. | Reject entire Limits Transaction | Permit Identifier Permitted Feature Identifier Limit Set Designator Parameter Code Monitoring Site Description Code Limit Season Number Limit Start Date Limit End Date |
| PLT440 | (Limit Segment <Limit Start Date Value> to <Limit End Date value>, Limit Modification Effective Date <Limit Modification Effective Date value>, Enforcement Action Identifier <Enforcement Action Identifier value>, Final Order Identifier <Final Order Identifier value>): At least one Numeric Condition Unit Measure Code and one Numeric Condition Statistical Base Code should exist for the Limit because Limit Stay Type Code = Z. Note: <ul style="list-style-type: none"> In the message above, all XML tags that may have this error are listed in parentheses. Only the tags for which this error occurs will be included in the actual error message. Parentheses will not display in the error messages; they just indicate that the message is dynamic. | If Stay Type = Z, at least one active Limit Value must exist for the stayed Limit. Note: An active Limit Value is one for which the Limit Value record has both a Unit Code and a Statistical Base Code. | Reject entire Parameter Limits Transaction | Permit Identifier Permitted Feature Identifier Limit Set Designator Parameter Code Monitoring Site Description Code Limit Season Number |

| Error/Warning Code | Error/Warning Message | Reason for Error | Result of Error or Warning | Key Fields of Record Affected |
|--------------------|--|---|----------------------------------|--|
| LTS450 | <p>A) For Numeric Condition Text <Numeric Condition Text value 1, Numeric Condition Text value 2, ... Numeric Condition Text value n>, Numeric Condition Stay Value must exist because an Active Limit Value exists and the Limit Stay Code = Z.</p> <p>B) For Numeric Condition Text <Numeric Condition Text value 1, Numeric Condition Text value 2, ... Numeric Condition Text value n>, an Active Limit Value must exist because Numeric Condition Stay Value exists and the Limit Stay Code = Z.</p> <p>Note:</p> <ul style="list-style-type: none"> In the message above, all XML tags that may have this error are listed in parentheses. Only the tags for which this error occurs will be included in the actual error message. Parentheses will not display in the error message; they just indicate that the error is dynamic. | <p>If Stay Type Code=Z, Stay Value(s) must exist for all active Limit Value(s) and vice versa.</p> <p>Note: An active Limit Value is one for which the Limit Value record has both a Unit Code and a Statistical base Code.</p> | Reject entire Limits Transaction | Permit Identifier Permitted Feature Identifier Limit Set Designator Parameter Code Monitoring Site Description Code Limit Season Number Limit Start Date Limit End Date |

| Error/Warning Code | Error/Warning Message | Reason for Error | Result of Error or Warning | Key Fields of Record Affected |
|--------------------|---|---|--|--|
| PLT450 | <p>A) (Limit Segment <Limit Start Date Value> to <Limit End Date value>, Limit Modification Effective Date <Limit Modification Effective Date value>, Enforcement Action Identifier <Enforcement Action Identifier value>, Final Order Identifier <Final Order Identifier value>): for Numeric Condition Text <Numeric Condition Text value 1, Numeric Condition Text value 2, ... Numeric Condition Text value n>, Numeric Condition Stay Value must exist because an Active Limit Value exists and the Limit Stay Code = Z.</p> <p>B) (Limit Segment <Limit Start Date Value> to <Limit End Date value>, Limit Modification Effective Date <Limit Modification Effective Date value>, Enforcement Action Identifier <Enforcement Action Identifier value>, Final Order Identifier <Final Order Identifier value>): for Numeric Condition Text <Numeric Condition Text value 1, Numeric Condition Text value 2, ... Numeric Condition Text value n>, an Active Limit Value must exist because Numeric Condition Stay Value exists and the Limit Stay Code = Z.</p> <p>Note:</p> <ul style="list-style-type: none"> In the message above, all XML tags that may have this error are listed in parentheses. Only the tags for which this error occurs will be included in the actual error message. Parentheses will not display in the error messages; they just indicate that the message is dynamic. | <p>If Stay Type Code=Z, Stay Value(s) must exist for all active Limit Value(s) and vice versa.</p> <p>Note: An active Limit Value is one for which the Limit Value record has both a Unit Code and a Statistical base Code.</p> | Reject entire Parameter Limits Transaction | Permit Identifier Permitted Feature Identifier Limit Set Designator Parameter Code Monitoring Site Description Code Limit Season Number |

| Error/Warning Code | Error/Warning Message | Reason for Error | Result of Error or Warning | Key Fields of Record Affected |
|--------------------|--|---|--|---|
| LTS460 | <p>Limit Stay Type Code must be Z because Numeric Condition Stay Value exists for Numeric Condition Text: <Numeric Condition Text value 1, Numeric Condition Text value 2, ... Numeric Condition Text value n>.</p> <p>Note:</p> <ul style="list-style-type: none"> In the message above, all XML tags that may have this error are listed in parentheses. Only the tags for which this error occurs will be included in the actual error message. Parentheses will not display in the error message; they just indicate that the error is dynamic. | Stay Type value must be Z if Stay Value exists for a Limit. | Reject entire Limits Transaction | Permit Identifier Permitted Feature Identifier Limit Set Designator Parameter Code Monitoring Site Description Code Limit Season Number Limit Start Date Limit End Date |
| PLT460 | <p>(Limit Segment <Limit Start Date Value> to <Limit End Date value>, Limit Modification Effective Date <Limit Modification Effective Date value>, Enforcement Action Identifier <Enforcement Action Identifier value>, Final Order Identifier <Final Order Identifier value>): Limit Stay Type Code must be Z because Numeric Condition Stay Value exists for Numeric Condition Text: <Numeric Condition Text value 1, Numeric Condition Text value 2, ... Numeric Condition Text value n>.</p> <p>Note:</p> <ul style="list-style-type: none"> In the message above, all XML tags that may have this error are listed in parentheses. Only the tags for which this error occurs will be included in the actual error message. Parentheses will not display in the error messages; they just indicate that the message is dynamic. | Stay Type value must be Z if Stay Value exists for a Limit. | Reject entire Parameter Limits Transaction | Permit Identifier Permitted Feature Identifier Limit Set Designator Parameter Code Monitoring Site Description Code Limit Season Number |

| Error/Warning Code | Error/Warning Message | Reason for Error | Result of Error or Warning | Key Fields of Record Affected |
|--------------------|--|--|--|---|
| LTS470 | A) Calculate Violations Indicator must exist because Stay End Date exists. B) Stay End Date must exist because Calculate Violations Indicator exists. | If Stay End Date exists, Stay Violation Calculation Indicator must also exist, and vice versa. | Reject entire Limits Transaction | Permit Identifier Permitted Feature Identifier Limit Set Designator Parameter Code Monitoring Site Description Code Limit Season Number Limit Start Date Limit End Date |
| PLT470 | A) (Limit Segment <Limit Start Date Value> to <Limit End Date value>, Limit Modification Effective Date <Limit Modification Effective Date value>, Enforcement Action Identifier <Enforcement Action Identifier value>, Final Order Identifier <Final Order Identifier value>): Calculate Violations Indicator must be entered because Stay End Date has been entered. B) (Limit Segment <Limit Start Date Value> to <Limit End Date value>, Limit Modification Effective Date <Limit Modification Effective Date value>, Enforcement Action Identifier <Enforcement Action Identifier value>, Final Order Identifier <Final Order Identifier value>): Stay End Date must be entered because Calculate Violations Indicator has been entered. Note: <ul style="list-style-type: none"> In the message above, all XML tags that may have this error are listed in parentheses. Only the tags for which this error occurs will be included in the actual error message. Parentheses will not display in the error messages; they just indicate that the message is dynamic. | If Stay End Date exists, Stay Violation Calculation Indicator must also exist, and vice versa. | Reject entire Parameter Limits Transaction | Permit Identifier Permitted Feature Identifier Limit Set Designator Parameter Code Monitoring Site Description Code Limit Season Number |

| Error/Warning Code | Error/Warning Message | Reason for Error | Result of Error or Warning | Key Fields of Record Affected |
|--------------------|--|--|----------------------------------|--|
| LTS480 | <p>(Limit Modification Effective Date <Limit Modification Effective Date value>, Limit Modification Type Code <Limit Modification Type Code value>, Enforcement Action Identifier <Enforcement Action Identifier value>, Final Order Identifier <Final Order Identifier value>) cannot be entered for a Base Limit.</p> <p>Note:</p> <ul style="list-style-type: none"> In the message above, all XML tags that may have this error are listed in parentheses. Only the tags for which this error occurs will be included in the actual error message. Parentheses will not display in the error message; they just indicate that the message is dynamic. | <p>For a Base Limit (Change of Limit Status = Blank) the following data must be blank:</p> <ul style="list-style-type: none"> Modification Effective Date Modification Type Enforcement Action ID Final Order ID | Reject entire Limits Transaction | Permit Identifier Permitted Feature Identifier Limit Set Designator Parameter Code Monitoring Site Description Code Limit Season Number Limit Start Date Limit End Date |
| LTS490 | <p>(Enforcement Action Identifier <Enforcement Action Identifier value>, Final Order Identifier <Final Order Identifier value>) cannot be entered for a Permit Modification Limit.</p> <p>Note:</p> <ul style="list-style-type: none"> In the message above, all XML tags that may have this error are listed in parentheses. Only the tags for which this error occurs will be included in the actual error message. Parentheses will not display in the error message; they just indicate that the message is dynamic. | <p>For a Permit Modification Limit (Change of Limit Status = PAC) the following data must be blank:</p> <ul style="list-style-type: none"> Enforcement Action ID Final Order ID | Reject entire Limits Transaction | Permit Identifier Permitted Feature Identifier Limit Set Designator Parameter Code Monitoring Site Description Code Limit Season Number Limit Start Date Limit End Date |

| Error/Warning Code | Error/Warning Message | Reason for Error | Result of Error or Warning | Key Fields of Record Affected |
|--------------------|---|---|----------------------------------|---|
| LTS780 | Limit Modification Effective Date and Limit Modification Type Code cannot be blanked out for a Permit Modification Limit. | For a Permit Modification Limit (Change of Limit Status = PAC) the following data cannot be blanked out: <ul style="list-style-type: none"> • Modification Effective Date • Modification Type | Reject entire Limits Transaction | Permit Identifier Permitted Feature Identifier Limit Set Designator Parameter Code Monitoring Site Description Code Limit Season Number Limit Start Date Limit End Date |
| LTS500 | <p>(Limit Modification Effective Date <Limit Modification Effective Date Value>, Limit Modification Type Code <Limit Modification Type Code Value>) cannot be entered for an Enforcement Action Limit.</p> <p>Note:</p> <ul style="list-style-type: none"> • In the message above, all XML tags that may have this error are listed in parentheses. Only the tags for which this error occurs will be included in the actual error message. • Parentheses will not display in the error message; they just indicate that the message is dynamic. | For an Enforcement Action Limit (Change of Limit Status = EAL) the following data must be blank: <ul style="list-style-type: none"> • Modification Effective Date • Modification Type | Reject entire Limits Transaction | Permit Identifier Permitted Feature Identifier Limit Set Designator Parameter Code Monitoring Site Description Code Limit Season Number Limit Start Date Limit End Date |

| Error/Warning Code | Error/Warning Message | Reason for Error | Result of Error or Warning | Key Fields of Record Affected |
|--------------------|--|---|--|---|
| LTS510 | <p>(Limit Modification Effective Date <Limit Modification Effective Date Value>, Limit Modification Type Code <Limit Modification Type Code Value>) cannot be entered because (Enforcement Action Identifier, Final Order Identifier) has been entered.</p> <p>Note:</p> <ul style="list-style-type: none"> In the message above, all XML tags that may have this error are listed in parentheses. Only the tags for which this error occurs will be included in the actual error message. Parentheses will not display in the error message; they just indicate that the error is dynamic. | If Enforcement Action ID or Final Order ID is submitted neither Modification Effective Date nor Modification Type can be submitted. | Reject entire Limits Transaction | Permit Identifier Permitted Feature Identifier Limit Set Designator Parameter Code Monitoring Site Description Code Limit Season Number Limit Start Date Limit End Date |
| PLT510 | <p>(Limit Segment <Limit Start Date Value> to <Limit End Date value>, Limit Modification Effective Date <Limit Modification Effective Date value>, Enforcement Action Identifier <Enforcement Action Identifier value>, Final Order Identifier <Final Order Identifier value>): (Limit Modification Effective Date: <Limit Modification Effective Date Value>, Limit Modification Type Code: <Limit Modification Type Code Value>) cannot be entered because (Enforcement Action Identifier, Final Order Identifier) has been entered.</p> <p>Note:</p> <ul style="list-style-type: none"> In the message above, all XML tags that may have this error are listed in parentheses. Only the tags for which this error occurs will be included in the actual error message. Parentheses will not display in the error messages; they just indicate that the message is dynamic. | If Enforcement Action ID or Final Order ID is submitted neither Modification Effective Date nor Modification Type can be submitted. | Reject entire Parameter Limits Transaction | Permit Identifier Permitted Feature Identifier Limit Set Designator Parameter Code Monitoring Site Description Code Limit Season Number |



| Error/Warning Code | Error/Warning Message | Reason for Error | Result of Error or Warning | Key Fields of Record Affected |
|--------------------|---|--|----------------------------------|---|
| LTS520 | <p>The (Enforcement Action Identifier <Enforcement Action Identifier value>, Final Order Identifier <Final Order Identifier value>) entered is not linked to the Permit Identifier.</p> <p>Note:</p> <ul style="list-style-type: none"> In the message above, all XML tags that may have this error are listed in parentheses. Only the tags for which this error occurs will be included in the actual error message. Parentheses will not display in the error messages; they just indicate that the message is dynamic. | Enforcement Action ID and Final Order ID must be linked to the NPDES ID in a Limits Transaction. | Reject entire Limits Transaction | Permit Identifier Permitted Feature Identifier Limit Set Designator Parameter Code Monitoring Site Description Code Limit Season Number Limit Start Date Limit End Date |

| Error/Warning Code | Error/Warning Message | Reason for Error | Result of Error or Warning | Key Fields of Record Affected |
|--------------------|--|--|--|---|
| PLT520 | <p>(Limit Segment <Limit Start Date Value> to <Limit End Date value>, Limit Modification Effective Date <Limit Modification Effective Date value>, Enforcement Action Identifier <Enforcement Action Identifier value>, Final Order Identifier <Final Order Identifier value>): The (Enforcement Action Identifier <Enforcement Action Identifier value>, Final Order Identifier < Final Order Identifier value>) entered is not linked to the Permit Identifier.</p> <p>Note:</p> <ul style="list-style-type: none"> In the message above, all XML tags that may have this error are listed in parentheses. Only the tags for which this error occurs will be included in the actual error message. Parentheses will not display in the error messages; they just indicate that the message is dynamic. In the message above, all XML tags that may have this error are listed in parentheses. Only the tags for which this error occurs will be included in the actual error message. Parentheses will not display in the error messages; they just indicate that the message is dynamic. | Enforcement Action ID and Final Order ID must be linked to the NPDES ID in a Limits Transaction. | Reject entire Parameter Limits Transaction | Permit Identifier Permitted Feature Identifier Limit Set Designator Parameter Code Monitoring Site Description Code Limit Season Number |
| LTS760 | <p>A) Final Order Identifier must be entered because Enforcement Action Identifier is entered.</p> <p>B) Enforcement Action Identifier must be entered because Final Order Identifier is entered.</p> | If Enforcement Action Identifier is entered, Final Order Identifier must also be entered and vice versa. | Reject entire Limits Transaction | Permit Identifier Permitted Feature Identifier Limit Set Designator Parameter Code Monitoring Site Description Code Limit Season Number Limit Start Date Limit End Date |



| Error/Warning Code | Error/Warning Message | Reason for Error | Result of Error or Warning | Key Fields of Record Affected |
|--------------------|---|--|--|---|
| PLT760 | <p>A.) (Limit Segment <Limit Start Date Value> to <Limit End Date value>, Limit Modification Effective Date <Limit Modification Effective Date value>, Enforcement Action Identifier <Enforcement Action Identifier value>, Final Order Identifier <Final Order Identifier value>): Final Order Identifier must be entered because Enforcement Action Identifier is entered.</p> <p>B.) (Limit Segment <Limit Start Date Value> to <Limit End Date value>, Limit Modification Effective Date <Limit Modification Effective Date value>, Enforcement Action Identifier <Enforcement Action Identifier value>, Final Order Identifier <Final Order Identifier value>): Enforcement Action Identifier must be entered because Final Order Identifier is entered.</p> <p>Note:</p> <ul style="list-style-type: none"> In the message above, all XML tags that may have this error are listed in parentheses. Only the tags for which this error occurs will be included in the actual error message. Parentheses will not display in the error messages; they just indicate that the message is dynamic. | If Enforcement Action Identifier is entered, Final Order Identifier must also be entered and vice versa. | Reject entire Parameter Limits Transaction | Permit Identifier Permitted Feature Identifier Limit Set Designator Parameter Code Monitoring Site Description Code Limit Season Number |

| Error/Warning Code | Error/Warning Message | Reason for Error | Result of Error or Warning | Key Fields of Record Affected |
|--------------------|---|---|--|---|
| LTS770 | <p>The (Enforcement Action Identifier <Enforcement Action Identifier >, Final Order Identifier <Final Order Identifier value>) does not exist in ICIS.</p> <p>Note:</p> <ul style="list-style-type: none"> In the message above, all XML tags that may have this error are listed in parentheses. Only the tags for which this error occurs will be included in the actual error message. Parentheses will not display in the error messages; they just indicate that the message is dynamic. | The combination of Enforcement Action ID and the Final Order ID must exist in ICIS. | Reject entire Limits Transaction | Permit Identifier Permitted Feature Identifier Limit Set Designator Parameter Code Monitoring Site Description Code Limit Season Number Limit Start Date Limit End Date |
| PLT770 | <p>(Limit Segment <Limit Start Date Value> to <Limit End Date value>, Limit Modification Effective Date <Limit Modification Effective Date value>, Enforcement Action Identifier <Enforcement Action Identifier value>, Final Order Identifier <Final Order Identifier value>): The (Enforcement Action Identifier <Enforcement Action Identifier >, Final Order Identifier <Final Order Identifier value>) does not exist in ICIS.</p> <p>Note:</p> <ul style="list-style-type: none"> In the message above, all XML tags that may have this error are listed in parentheses. Only the tags for which this error occurs will be included in the actual error message. Parentheses will not display in the error messages; they just indicate that the message is dynamic. | The combination of Enforcement Action ID and the Final Order ID must exist in ICIS. | Reject entire Parameter Limits Transaction | Permit Identifier Permitted Feature Identifier Limit Set Designator Parameter Code Monitoring Site Description Code Limit Season Number |

| Error/Warning Code | Error/Warning Message | Reason for Error | Result of Error or Warning | Key Fields of Record Affected |
|--------------------|--|---|--|---|
| LTS540 | Basis of Limit <Basis of Limit value> does not exist or is inactive in the ICIS reference table. | Basis of Limit must be a valid (i.e., Active) code in the REF_BASIS_OF_LIMIT table. | Reject entire Limits Transaction | Permit Identifier Permitted Feature Identifier Limit Set Designator Parameter Code Monitoring Site Description Code Limit Season Number Limit Start Date Limit End Date |
| PLT540 | <p>(Limit Segment <Limit Start Date Value> to <Limit End Date value>, Limit Modification Effective Date <Limit Modification Effective Date value>, Enforcement Action Identifier <Enforcement Action Identifier value>, Final Order Identifier <Final Order Identifier value>); Basis of Limit <Basis of Limit value> does not exist or is inactive in the ICIS reference table.</p> <p>Note:</p> <ul style="list-style-type: none"> In the message above, all XML tags that may have this error are listed in parentheses. Only the tags for which this error occurs will be included in the actual error message. Parentheses will not display in the error messages; they just indicate that the message is dynamic. | Basis of Limit must be a valid (i.e., Active) code in the REF_BASIS_OF_LIMIT table. | Reject entire Parameter Limits Transaction | Permit Identifier Permitted Feature Identifier Limit Set Designator Parameter Code Monitoring Site Description Code Limit Season Number |

| Error/Warning Code | Error/Warning Message | Reason for Error | Result of Error or Warning | Key Fields of Record Affected |
|--------------------|---|---|--|---|
| LTS550 | <p>A) Limit Modification Effective Date must be entered because Limit Modification Type Code is entered.</p> <p>B) Limit Modification Type Code must be entered because Limit Modification Effective Date is entered.</p> | If Modification Effective Date is entered, Modification Type must also be entered and vice versa. | Reject entire Limits Transaction | Permit Identifier Permitted Feature Identifier Limit Set Designator Parameter Code Monitoring Site Description Code Limit Season Number Limit Start Date Limit End Date |
| PLT550 | <p>A) (Limit Segment <Limit Start Date Value> to <Limit End Date value>, Limit Modification Effective Date <Limit Modification Effective Date value>, Enforcement Action Identifier <Enforcement Action Identifier value>, Final Order Identifier <Final Order Identifier value>): Limit Modification Effective Date must be entered because Limit Modification Type Code is entered.</p> <p>B) (Limit Segment <Limit Start Date Value> to <Limit End Date value>, Limit Modification Effective Date <Limit Modification Effective Date value>, Enforcement Action Identifier <Enforcement Action Identifier value>, Final Order Identifier <Final Order Identifier value>): Limit Modification Type Code must be entered because Limit Modification Effective Date is entered.</p> <p>Note:</p> <ul style="list-style-type: none"> In the message above, all XML tags that may have this error are listed in parentheses. Only the tags for which this error occurs will be included in the actual error message. Parentheses will not display in the error messages; they just indicate that the message is dynamic. | If Modification Effective Date is entered, Modification Type must also be entered and vice versa. | Reject entire Parameter Limits Transaction | Permit Identifier Permitted Feature Identifier Limit Set Designator Parameter Code Monitoring Site Description Code Limit Season Number |

| Error/Warning Code | Error/Warning Message | Reason for Error | Result of Error or Warning | Key Fields of Record Affected |
|--------------------|--|---|--|---|
| LTS560 | Limit Modification Type Code <Limit Modification Type Code value> entered does not exist or is inactive in the ICIS reference table. | Modification Type must be a valid (i.e., Active) code in the REF_MODIFICATION_TYPE table. | Reject entire Limits Transaction | Permit Identifier Permitted Feature Identifier Limit Set Designator Parameter Code Monitoring Site Description Code Limit Season Number Limit Start Date Limit End Date |
| PLT560 | <p>(Limit Segment <Limit Start Date Value> to <Limit End Date value>, Limit Modification Effective Date <Limit Modification Effective Date value>, Enforcement Action Identifier <Enforcement Action Identifier value>, Final Order Identifier <Final Order Identifier value>): Limit Modification Type Code <Limit Modification Type Code value> entered does not exist or is inactive in the ICIS reference table.</p> <p>Note:</p> <ul style="list-style-type: none"> In the message above, all XML tags that may have this error are listed in parentheses. Only the tags for which this error occurs will be included in the actual error message. Parentheses will not display in the error messages; they just indicate that the message is dynamic. | Modification Type must be a valid (i.e., Active) code in the REF_MODIFICATION_TYPE table. | Reject entire Parameter Limits Transaction | Permit Identifier Permitted Feature Identifier Limit Set Designator Parameter Code Monitoring Site Description Code Limit Season Number |

| Error/Warning Code | Error/Warning Message | Reason for Error | Result of Error or Warning | Key Fields of Record Affected |
|--------------------|---|---|--|---|
| LTS570 | Limit Modification Effective Date <Limit Modification Effective Date value> entered must be greater than or equal to Permit Issue Date <Permit Issue Date value>. | Modification Effective Date must be greater than or equal to Permit Issue Date (if Permit Issue Date has been entered). | Reject entire Limits Transaction | Permit Identifier Permitted Feature Identifier Limit Set Designator Parameter Code Monitoring Site Description Code Limit Season Number Limit Start Date Limit End Date |
| PLT570 | <p>(Limit Segment <Limit Start Date Value> to <Limit End Date value>, Limit Modification Effective Date <Limit Modification Effective Date value>, Enforcement Action Identifier <Enforcement Action Identifier value>, Final Order Identifier <Final Order Identifier value>): Limit Modification Effective Date <Limit Modification Effective Date value> entered must be greater than or equal to Permit Issue Date <Permit Issue Date value>.</p> <p>Note:</p> <ul style="list-style-type: none"> In the message above, all XML tags that may have this error are listed in parentheses. Only the tags for which this error occurs will be included in the actual error message. Parentheses will not display in the error messages; they just indicate that the message is dynamic. | Modification Effective Date must be greater than or equal to Permit Issue Date (if Permit Issue Date has been entered). | Reject entire Parameter Limits Transaction | Permit Identifier Permitted Feature Identifier Limit Set Designator Parameter Code Monitoring Site Description Code Limit Season Number |

| Error/Warning Code | Error/Warning Message | Reason for Error | Result of Error or Warning | Key Fields of Record Affected |
|--------------------|---|---|--|---|
| LTS580 | Limit Modification Effective Date <Limit Modification Effective Date value> entered must be less than or equal to Permit Expiration Date. | Modification Effective Date must be less than or equal to the Permit Expiration Date. | Reject entire Limits Transaction | Permit Identifier Permitted Feature Identifier Limit Set Designator Parameter Code Monitoring Site Description Code Limit Season Number Limit Start Date Limit End Date |
| PLT580 | <p>(Limit Segment <Limit Start Date Value> to <Limit End Date value>, Limit Modification Effective Date <Limit Modification Effective Date value>, Enforcement Action Identifier <Enforcement Action Identifier value>, Final Order Identifier <Final Order Identifier value>): Limit Modification Effective Date <Limit Modification Effective Date value> entered must be less than or equal to Permit Expiration Date.</p> <p>Note:</p> <ul style="list-style-type: none"> In the message above, all XML tags that may have this error are listed in parentheses. Only the tags for which this error occurs will be included in the actual error message. Parentheses will not display in the error messages; they just indicate that the message is dynamic. | Modification Effective Date must be less than or equal to the Permit Expiration Date. | Reject entire Parameter Limits Transaction | Permit Identifier Permitted Feature Identifier Limit Set Designator Parameter Code Monitoring Site Description Code Limit Season Number |

| Error/Warning Code | Error/Warning Message | Reason for Error | Result of Error or Warning | Key Fields of Record Affected |
|--------------------|---|--|--|--|
| LTS590 | <p>Quantity Numeric Condition Unit Measure Code must be entered because Statistical Base Code has been entered for <Numeric Condition Text value 1, Numeric Condition Text value 2, ... Numeric Condition Text value n>.</p> <p>Note:</p> <ul style="list-style-type: none"> In the message above, all XML tags that may have this error are listed in parentheses. Only the tags for which this error occurs will be included in the actual error message. Parentheses will not display in the error messages; they just indicate that the message is dynamic. | Quantity Unit Code must be entered if any Quantity Limit values have a Statistical Base entered. | Reject entire Limits Transaction | Permit Identifier Permitted Feature Identifier Limit Set Designator Parameter Code Monitoring Site Description Code Limit Season Number Limit Start Date Limit End Date |
| PLT590 | <p>(Limit Segment <Limit Start Date Value> to <Limit End Date value>, Limit Modification Effective Date <Limit Modification Effective Date value>, Enforcement Action Identifier <Enforcement Action Identifier value>, Final Order Identifier <Final Order Identifier value>): Quantity Numeric Condition Unit Measure Code must be entered because Statistical Base Code has been entered for <Numeric Condition Text value 1, Numeric Condition Text value 2, ... Numeric Condition Text value n>.</p> <p>Note:</p> <ul style="list-style-type: none"> In the message above, all XML tags that may have this error are listed in parentheses. Only the tags for which this error occurs will be included in the actual error message. Parentheses will not display in the error messages; they just indicate that the message is dynamic. | Quantity Unit Code must be entered if any Quantity Limit values have a Statistical Base entered. | Reject entire Parameter Limits Transaction | Permit Identifier Permitted Feature Identifier Limit Set Designator Parameter Code Monitoring Site Description Code Limit Season Number |

| Error/Warning Code | Error/Warning Message | Reason for Error | Result of Error or Warning | Key Fields of Record Affected |
|--------------------|--|--|--|---|
| LTS600 | <p>Concentration Numeric Condition Unit Measure Code must be entered because Statistical Base Code has been entered for <Numeric Condition Text value 1, Numeric Condition Text value 2, ... Numeric Condition Text value n>.</p> <p>Note:</p> <ul style="list-style-type: none"> In the message above, all XML tags that may have this error are listed in parentheses. Only the tags for which this error occurs will be included in the actual error message. Parentheses will not display in the error messages; they just indicate that the message is dynamic. | Concentration Unit Code must be entered if any Concentration Limit values have a Statistical Base entered. | Reject entire Limits Transaction | Permit Identifier Permitted Feature Identifier Limit Set Designator Parameter Code Monitoring Site Description Code Limit Season Number Limit Start Date Limit End Date |
| PLT600 | <p>(Limit Segment <Limit Start Date Value> to <Limit End Date value>, Limit Modification Effective Date <Limit Modification Effective Date value>, Enforcement Action Identifier <Enforcement Action Identifier value>, Final Order Identifier <Final Order Identifier value>): Concentration Numeric Condition Unit Measure Code must be entered because Statistical Base Code has been entered for <Numeric Condition Text value 1, Numeric Condition Text value 2, ... Numeric Condition Text value n>.</p> <p>Note:</p> <ul style="list-style-type: none"> In the message above, all XML tags that may have this error are listed in parentheses. Only the tags for which this error occurs will be included in the actual error message. Parentheses will not display in the error messages; they just indicate that the message is dynamic. | Concentration Unit Code must be entered if any Concentration Limit values have a Statistical Base entered. | Reject entire Parameter Limits Transaction | Permit Identifier Permitted Feature Identifier Limit Set Designator Parameter Code Monitoring Site Description Code Limit Season Number |

| Error/Warning Code | Error/Warning Message | Reason for Error | Result of Error or Warning | Key Fields of Record Affected |
|--------------------|--|--|--|---|
| LTS610 | <p>Numeric Condition Quantity Unit of Measure <Numeric Condition Quantity Unit of Measure value> exists, but no Numeric Condition Statistical Base Code exists for Numeric Condition Text Q1 or Q2.</p> <p>Note:</p> <ul style="list-style-type: none"> In the message above, all XML tags that may have this error are listed in parentheses. Only the tags for which this error occurs will be included in the actual error message. Parentheses will not display in the error messages; they just indicate that the message is dynamic. | If Quantity Unit Code is entered, at least one statistical base must exist for Q1 or Q2. | Reject entire Limits Transaction | Permit Identifier Permitted Feature Identifier Limit Set Designator Parameter Code Monitoring Site Description Code Limit Season Number Limit Start Date Limit End Date |
| PLT610 | <p>(Limit Segment <Limit Start Date Value> to <Limit End Date value>, Limit Modification Effective Date <Limit Modification Effective Date value>, Enforcement Action Identifier <Enforcement Action Identifier value>, Final Order Identifier <Final Order Identifier value>): Numeric Condition Quantity Unit of Measure <Numeric Condition Quantity Unit of Measure value> exists, but no Numeric Condition Statistical Base Code exists for Numeric Condition Text Q1 or Q2.</p> <p>Note:</p> <ul style="list-style-type: none"> In the message above, all XML tags that may have this error are listed in parentheses. Only the tags for which this error occurs will be included in the actual error message. Parentheses will not display in the error messages; they just indicate that the message is dynamic. | If Quantity Unit Code is entered, at least one statistical base must exist for Q1 or Q2. | Reject entire Parameter Limits Transaction | Permit Identifier Permitted Feature Identifier Limit Set Designator Parameter Code Monitoring Site Description Code Limit Season Number |

| Error/Warning Code | Error/Warning Message | Reason for Error | Result of Error or Warning | Key Fields of Record Affected |
|--------------------|--|---|--|--|
| LTS620 | <p>Numeric Condition Concentration Unit of Measure <Numeric Condition Concentration Unit of Measure value> exists, but no Numeric Condition Statistical Base Code exists for Numeric Condition Text C1, C2, or C3.</p> <p>Note:</p> <ul style="list-style-type: none"> In the message above, all XML tags that may have this error are listed in parentheses. Only the tags for which this error occurs will be included in the actual error message. Parentheses will not display in the error messages; they just indicate that the message is dynamic. | If Concentration Unit Code is entered, at least one statistical base must exist for C1, C2 or C3. | Reject entire Limits Transaction | Permit Identifier Permitted Feature Identifier Limit Set Designator Parameter Code Monitoring Site Description Code Limit Season Number Limit Start Date Limit End Date |
| PLT620 | <p>(Limit Segment <Limit Start Date Value> to <Limit End Date value>, Limit Modification Effective Date <Limit Modification Effective Date value>, Enforcement Action Identifier <Enforcement Action Identifier value>, Final Order Identifier <Final Order Identifier value>): Numeric Condition Concentration Unit of Measure <Numeric Condition Concentration Unit of Measure value> exists, but no Numeric Condition Statistical Base Code exists or Numeric Condition Text C1, C2, or C3.</p> <p>Note:</p> <ul style="list-style-type: none"> In the message above, all XML tags that may have this error are listed in parentheses. Only the tags for which this error occurs will be included in the actual error message. Parentheses will not display in the error messages; they just indicate that the message is dynamic. | If Concentration Unit Code is entered, at least one statistical base must exist for C1, C2 or C3. | Reject entire Parameter Limits Transaction | Permit Identifier Permitted Feature Identifier Limit Set Designator Parameter Code Monitoring Site Description Code Limit Season Number |

| Error/Warning Code | Error/Warning Message | Reason for Error | Result of Error or Warning | Key Fields of Record Affected |
|--------------------|---|--|--|---|
| LTS630 | <p>(<Quantity Numeric Condition Unit Measure Code> <Quantity Numeric Condition Unit Measure Code value>, <Concentration Numeric Condition Unit Measure Code> <Concentration Numeric Condition Unit Measure Code value>) entered is not valid for the Parameter Code.</p> <p>Note:</p> <ul style="list-style-type: none"> In the message above, all XML tags that may have this error are listed in parentheses. Only the tags for which this error occurs will be included in the actual error message. Parentheses will not display in the error messages; they just indicate that the message is dynamic. | Quantity or Concentration Unit Code entered must be a valid value for the Parameter. | Reject entire Limits Transaction | Permit Identifier Permitted Feature Identifier Limit Set Designator Parameter Code Monitoring Site Description Code Limit Season Number Limit Start Date Limit End Date |
| PLT630 | <p>(Limit Segment <Limit Start Date Value> to <Limit End Date value>, Limit Modification Effective Date <Limit Modification Effective Date value>, Enforcement Action Identifier <Enforcement Action Identifier value>, Final Order Identifier <Final Order Identifier value>): (<Quantity Numeric Condition Unit Measure Code> <Quantity Numeric Condition Unit Measure Code value>, <Concentration Numeric Condition Unit Measure Code> <Concentration Numeric Condition Unit Measure Code value>) entered is not valid for the Parameter Code.</p> <p>Note:</p> <ul style="list-style-type: none"> In the message above, all XML tags that may have this error are listed in parentheses. Only the tags for which this error occurs will be included in the actual error message. Parentheses will not display in the error messages; they just indicate that the message is dynamic. | Quantity or Concentration Unit Code entered must be a valid value for the Parameter. | Reject entire Parameter Limits Transaction | Permit Identifier Permitted Feature Identifier Limit Set Designator Parameter Code Monitoring Site Description Code Limit Season Number |

| Error/Warning Code | Error/Warning Message | Reason for Error | Result of Error or Warning | Key Fields of Record Affected |
|--------------------|--|---|--|--|
| LTS640 | <p>Numeric Condition Text <Numeric Condition Text value 1, Numeric Condition Text value 2, ... Numeric Condition Text value n> has been entered more than one time for this Limit, and only one of each type of Numeric Report Text can be entered for a Limit.</p> <p>Note:</p> <ul style="list-style-type: none"> In the message above, all XML tags that may have this error are listed in parentheses. Only the tags for which this error occurs will be included in the actual error message. Parentheses will not display in the error messages; they just indicate that the message is dynamic. | For each Limit, only one of each Value Type can be entered (i.e., only one Q1, one Q2, one C1, one C2, and one C3.) | Reject entire Limits Transaction | Permit Identifier Permitted Feature Identifier Limit Set Designator Parameter Code Monitoring Site Description Code Limit Season Number Limit Start Date Limit End Date |
| PLT640 | <p>(Limit Segment <Limit Start Date Value> to <Limit End Date value>, Limit Modification Effective Date <Limit Modification Effective Date value>, Enforcement Action Identifier <Enforcement Action Identifier value>, Final Order Identifier <Final Order Identifier value>): Numeric Condition Text <Numeric Condition Text value 1, Numeric Condition Text value 2, ... Numeric Condition Text value n> has been entered more than one time for this Limit, and only one of each type of Numeric Report Text can be entered for a Limit.</p> <p>Note:</p> <ul style="list-style-type: none"> In the message above, all XML tags that may have this error are listed in parentheses. Only the tags for which this error occurs will be included in the actual error message. Parentheses will not display in the error messages; they just indicate that the message is dynamic. | For each Limit, only one of each Value Type can be entered (i.e., only one Q1, one Q2, one C1, one C2, and one C3.) | Reject entire Parameter Limits Transaction | Permit Identifier Permitted Feature Identifier Limit Set Designator Parameter Code Monitoring Site Description Code Limit Season Number |

| Error/Warning Code | Error/Warning Message | Reason for Error | Result of Error or Warning | Key Fields of Record Affected |
|--------------------|--|---|--|---|
| LTS650 | Numeric Condition Statistical Base Code <Numeric Condition Statistical Base Code value> must be entered only once for Quantity Limit values. | The Statistical Base entered must be unique for Quantity Limit Values (i.e., Q1 and Q2 must have a unique statistical base code.) | Reject entire Limits Transaction | Permit Identifier Permitted Feature Identifier Limit Set Designator Parameter Code Monitoring Site Description Code Limit Season Number Limit Start Date Limit End Date |
| PLT650 | <p>(Limit Segment <Limit Start Date Value> to <Limit End Date value>, Limit Modification Effective Date <Limit Modification Effective Date value>, Enforcement Action Identifier <Enforcement Action Identifier value>, Final Order Identifier <Final Order Identifier value>): Numeric Condition Statistical Base Code <Numeric Condition Statistical Base Code value> must be entered only once for Quantity Limit values.</p> <p>Note:</p> <ul style="list-style-type: none"> In the message above, all XML tags that may have this error are listed in parentheses. Only the tags for which this error occurs will be included in the actual error message. Parentheses will not display in the error messages; they just indicate that the message is dynamic. | The Statistical Base entered must be unique for Quantity Limit Values (i.e., Q1 and Q2 must have a unique statistical base code.) | Reject entire Parameter Limits Transaction | Permit Identifier Permitted Feature Identifier Limit Set Designator Parameter Code Monitoring Site Description Code Limit Season Number |

| Error/Warning Code | Error/Warning Message | Reason for Error | Result of Error or Warning | Key Fields of Record Affected |
|--------------------|---|---|--|---|
| LTS660 | Numeric Condition Statistical Base Code <Numeric Condition Statistical Base Code value> must be entered only once for Concentration Limit values. | The Statistical Base entered must be unique for Concentration Limit Values (i.e., C1, C2, and C3 must have a unique statistical base code.) | Reject entire Limits Transaction | Permit Identifier Permitted Feature Identifier Limit Set Designator Parameter Code Monitoring Site Description Code Limit Season Number Limit Start Date Limit End Date |
| PLT660 | <p>(Limit Segment <Limit Start Date Value> to <Limit End Date value>, Limit Modification Effective Date <Limit Modification Effective Date value>, Enforcement Action Identifier <Enforcement Action Identifier value>, Final Order Identifier <Final Order Identifier value>): Numeric Condition Statistical Base Code <Numeric Condition Statistical Base Code value> must be entered only once for Concentration Limit values.</p> <p>Note:</p> <ul style="list-style-type: none"> In the message above, all XML tags that may have this error are listed in parentheses. Only the tags for which this error occurs will be included in the actual error message. Parentheses will not display in the error messages; they just indicate that the message is dynamic. | The Statistical Base entered must be unique for Concentration Limit Values (i.e., C1, C2, and C3 must have a unique statistical base code.) | Reject entire Parameter Limits Transaction | Permit Identifier Permitted Feature Identifier Limit Set Designator Parameter Code Monitoring Site Description Code Limit Season Number |

| Error/Warning Code | Error/Warning Message | Reason for Error | Result of Error or Warning | Key Fields of Record Affected |
|--------------------|--|--|--|---|
| LTS670 | Only one Monthly Average Numeric Condition Statistical Base Code can be entered for Quantity Limit Values. | Only one Statistical Base with Statistical Base Code Monthly Average Indicator = A (i.e., monthly average) can be entered for Quantity Limit Values (i.e., Q1 and Q2.) | Reject entire Limits Transaction | Permit Identifier Permitted Feature Identifier Limit Set Designator Parameter Code Monitoring Site Description Code Limit Season Number Limit Start Date Limit End Date |
| PLT670 | <p>(Limit Segment <Limit Start Date Value> to <Limit End Date value>, Limit Modification Effective Date <Limit Modification Effective Date value>, Enforcement Action Identifier <Enforcement Action Identifier value>, Final Order Identifier <Final Order Identifier value>): Only one Monthly Average Numeric Condition Statistical Base Code can be entered for Quantity Limit Values.</p> <p>Note:</p> <ul style="list-style-type: none"> In the message above, all XML tags that may have this error are listed in parentheses. Only the tags for which this error occurs will be included in the actual error message. Parentheses will not display in the error messages; they just indicate that the message is dynamic. | Only one Statistical Base with Statistical Base Code Monthly Average Indicator = A (i.e., monthly average) can be entered for Quantity Limit Values (i.e., Q1 and Q2.) | Reject entire Parameter Limits Transaction | Permit Identifier Permitted Feature Identifier Limit Set Designator Parameter Code Monitoring Site Description Code Limit Season Number |

| Error/Warning Code | Error/Warning Message | Reason for Error | Result of Error or Warning | Key Fields of Record Affected |
|--------------------|---|--|--|---|
| LTS680 | Only one Monthly Average Numeric Condition Statistical Base Code can be entered for Concentration Limit Values. | Only one Statistical Base with Statistical Base Code Monthly Average Indicator = A (i.e., monthly average) can be entered for Concentration Limit Values (i.e., C1, C2, and C3.) | Reject entire Limits Transaction | Permit Identifier Permitted Feature Identifier Limit Set Designator Parameter Code Monitoring Site Description Code Limit Season Number Limit Start Date Limit End Date |
| PLT680 | <p>(Limit Segment <Limit Start Date Value> to <Limit End Date value>, Limit Modification Effective Date <Limit Modification Effective Date value>, Enforcement Action Identifier <Enforcement Action Identifier value>, Final Order Identifier <Final Order Identifier value>): Only one Monthly Average Numeric Condition Statistical Base Code can be entered for Concentration Limit Values.</p> <p>Note:</p> <ul style="list-style-type: none"> In the message above, all XML tags that may have this error are listed in parentheses. Only the tags for which this error occurs will be included in the actual error message. Parentheses will not display in the error messages; they just indicate that the message is dynamic. | Only one Statistical Base with Statistical Base Code Monthly Average Indicator = A (i.e., monthly average) can be entered for Concentration Limit Values (i.e., C1, C2, and C3.) | Reject entire Parameter Limits Transaction | Permit Identifier Permitted Feature Identifier Limit Set Designator Parameter Code Monitoring Site Description Code Limit Season Number |



| Error/Warning Code | Error/Warning Message | Reason for Error | Result of Error or Warning | Key Fields of Record Affected |
|--------------------|---|---|----------------------------------|---|
| LTS690 | <p>Numeric Condition Statistical Base Code (<Numeric Condition Statistical Base Code 1> for <Numeric Condition Text 1>, <Numeric Condition Statistical Base Code 2> for <Numeric Condition Text 2>,... <Numeric Condition Statistical Base Code n> for <Numeric Condition Text n>) does not exist or is inactive in the ICIS reference table.</p> <p>Note:</p> <ul style="list-style-type: none"> In the message above, all XML tags that may have this error are listed in parentheses. Only the tags for which this error occurs will be included in the actual error message. Parentheses will not display in the error messages; they just indicate that the message is dynamic. | Statistical Base must be a valid (i.e., Active) code in the REF_STATISTICAL_BASE table. | Reject entire Limits Transaction | Permit Identifier Permitted Feature Identifier Limit Set Designator Parameter Code Monitoring Site Description Code Limit Season Number Limit Start Date Limit End Date |



| Error/Warning Code | Error/Warning Message | Reason for Error | Result of Error or Warning | Key Fields of Record Affected |
|--------------------|--|---|--|---|
| PLT690 | <p>(Limit Segment <Limit Start Date Value> to <Limit End Date value>, Limit Modification Effective Date <Limit Modification Effective Date value>, Enforcement Action Identifier <Enforcement Action Identifier value>, Final Order Identifier <Final Order Identifier value>): Numeric Condition Statistical Base Code (<Numeric Condition Statistical Base Code 1> for <Numeric Condition Text 1>, <Numeric Condition Statistical Base Code 2> for <Numeric Condition Text 2>,... <Numeric Condition Statistical Base Code n> for <Numeric Condition Text n>) does not exist or is inactive in the ICIS reference table.</p> <p>Note:</p> <ul style="list-style-type: none"> In the message above, all XML tags that may have this error are listed in parentheses. Only the tags for which this error occurs will be included in the actual error message. Parentheses will not display in the error messages; they just indicate that the message is dynamic. | Statistical Base must be a valid (i.e., Active) code in the REF_STATISTICAL_BASE table. | Reject entire Parameter Limits Transaction | Permit Identifier Permitted Feature Identifier Limit Set Designator Parameter Code Monitoring Site Description Code Limit Season Number |

| Error/Warning Code | Error/Warning Message | Reason for Error | Result of Error or Warning | Key Fields of Record Affected |
|--------------------|--|---|----------------------------------|---|
| LTS700 | <p>For Numeric Condition Text <Numeric Condition Text value 1, Numeric Condition Text value 2, ... Numeric Condition Text value n>, because Numeric Condition Statistical Base Code is blank, Numeric Condition Quantity and Numeric Condition Qualifier must be blank and Numeric Condition Optional Monitoring Indicator must be 'No'.</p> <p>Note:</p> <ul style="list-style-type: none"> In the message above, all XML tags that may have this error are listed in parentheses. Only the tags for which this error occurs will be included in the actual error message. Parentheses will not display in the error messages; they just indicate that the message is dynamic. | <p>For a Quantity or Concentration Limit Value, If Statistical Base is blank the following must be true:</p> <ul style="list-style-type: none"> Limit Value is blank Qualifier is blank Optional Monitoring Flag is No | Reject entire Limits Transaction | Permit Identifier Permitted Feature Identifier Limit Set Designator Parameter Code Monitoring Site Description Code Limit Season Number Limit Start Date Limit End Date |

| Error/Warning Code | Error/Warning Message | Reason for Error | Result of Error or Warning | Key Fields of Record Affected |
|--------------------|---|---|--|---|
| PLT700 | <p>(Limit Segment <Limit Start Date Value> to <Limit End Date value>, Limit Modification Effective Date <Limit Modification Effective Date value>, Enforcement Action Identifier <Enforcement Action Identifier value>, Final Order Identifier <Final Order Identifier value>): For Numeric Condition Text <Numeric Condition Text value 1, Numeric Condition Text value 2, ... Numeric Condition Text value n>, because Numeric Condition Statistical Base Code is blank, Numeric Condition Quantity and Numeric Condition Qualifier must be blank and Numeric Condition Optional Monitoring Indicator must be 'No'.</p> <p>Note:</p> <ul style="list-style-type: none"> In the message above, all XML tags that may have this error are listed in parentheses. Only the tags for which this error occurs will be included in the actual error message. Parentheses will not display in the error messages; they just indicate that the message is dynamic. | <p>For a Quantity or Concentration Limit Value, If Statistical Base is blank the following must be true:</p> <ul style="list-style-type: none"> Limit Value is blank Qualifier is blank Optional Monitoring Flag is No | Reject entire Parameter Limits Transaction | Permit Identifier Permitted Feature Identifier Limit Set Designator Parameter Code Monitoring Site Description Code Limit Season Number |

| Error/Warning Code | Error/Warning Message | Reason for Error | Result of Error or Warning | Key Fields of Record Affected |
|--------------------|---|---|----------------------------------|---|
| LTS710 | <p>For Numeric Condition Text <Numeric Condition Text value 1, Numeric Condition Text value 2, ... Numeric Condition Text value n>, because Numeric Condition Optional Monitoring Indicator is 'Yes', Numeric Condition Quantity must be blank.</p> <p>Note:</p> <ul style="list-style-type: none"> In the message above, all XML tags that may have this error are listed in parentheses. Only the tags for which this error occurs will be included in the actual error message. Parentheses will not display in the error messages; they just indicate that the message is dynamic. | For a Quantity or Concentration Limit Value, If Optional Monitoring Flag is Yes, Limit Value must be blank. | Reject entire Limits Transaction | Permit Identifier Permitted Feature Identifier Limit Set Designator Parameter Code Monitoring Site Description Code Limit Season Number Limit Start Date Limit End Date |

| Error/Warning Code | Error/Warning Message | Reason for Error | Result of Error or Warning | Key Fields of Record Affected |
|--------------------|--|---|---|--|
| PLT710 | <p>(Limit Segment <Limit Start Date Value> to <Limit End Date value>, Limit Modification Effective Date <Limit Modification Effective Date value>, Enforcement Action Identifier <Enforcement Action Identifier value>, Final Order Identifier <Final Order Identifier value>): For Numeric Condition Text <Numeric Condition Text value 1, Numeric Condition Text value 2, ... Numeric Condition Text value n>, because Numeric Condition Optional Monitoring Indicator is 'Yes', Numeric Condition Quantity must be blank.</p> <p>Note:</p> <ul style="list-style-type: none"> In the message above, all XML tags that may have this error are listed in parentheses. Only the tags for which this error occurs will be included in the actual error message. Parentheses will not display in the error messages; they just indicate that the message is dynamic. | <p>For a Quantity or Concentration Limit Value, If Optional Monitoring Flag is Yes, Limit Value must be blank.</p> | <p>Reject entire Parameter Limits Transaction</p> | <p>Permit Identifier Permitted Feature Identifier Limit Set Designator Parameter Code Monitoring Site Description Code Limit Season Number</p> |
| LTS720 | <p>For Numeric Condition Text <Numeric Condition Text value 1, Numeric Condition Text value 2, ... Numeric Condition Text value n>, because Numeric Condition Qualifier exists, Numeric Condition Quantity must exist and Numeric Condition Optional Monitoring Indicator must be 'N'.</p> <p>Note:</p> <ul style="list-style-type: none"> In the message above, all XML tags that may have this error are listed in parentheses. Only the tags for which this error occurs will be included in the actual error message. Parentheses will not display in the error messages; they just indicate that the message is dynamic. | <p>For a Quantity or Concentration Limit Value, if a Qualifier exists, the following must be true:</p> <ul style="list-style-type: none"> Limit Value is not blank Optional Monitoring Flag is No | <p>Reject entire Limits Transaction</p> | <p>Permit Identifier Permitted Feature Identifier Limit Set Designator Parameter Code Monitoring Site Description Code Limit Season Number Limit Start Date Limit End Date</p> |

| Error/Warning Code | Error/Warning Message | Reason for Error | Result of Error or Warning | Key Fields of Record Affected |
|--------------------|--|---|--|---|
| PLT720 | <p>(Limit Segment <Limit Start Date Value> to <Limit End Date value>, Limit Modification Effective Date <Limit Modification Effective Date value>, Enforcement Action Identifier <Enforcement Action Identifier value>, Final Order Identifier <Final Order Identifier value>): For Numeric Condition Text <Numeric Condition Text value 1, Numeric Condition Text value 2, ... Numeric Condition Text value n>, because Numeric Condition Qualifier exists, Numeric Condition Quantity must exist and Numeric Condition Optional Monitoring Indicator must be 'N'.</p> <p>Notes:</p> <ul style="list-style-type: none"> In the message above, all XML tags that may have this error are listed in parentheses. Only the tags for which this error occurs will be included in the actual error message. Parentheses will not display in the error messages; they just indicate that the message is dynamic. | <p>For a Quantity or Concentration Limit Value, if a Qualifier exists, the following must be true:</p> <ul style="list-style-type: none"> Limit Value is not blank Optional Monitoring Flag is No | Reject entire Parameter Limits Transaction | Permit Identifier Permitted Feature Identifier Limit Set Designator Parameter Code Monitoring Site Description Code Limit Season Number |

| Error/Warning Code | Error/Warning Message | Reason for Error | Result of Error or Warning | Key Fields of Record Affected |
|--------------------|--|---|----------------------------------|--|
| LTS730 | <p>Numeric Condition Qualifier must be Less than or equal to (<=) or Less than (<) because the Numeric Condition Statistical Base Code(s) (<Numeric Condition Statistical Base Code 1> for <Numeric Condition Text 1>, <Numeric Condition Statistical Base Code 2> for <Numeric Condition Text 2>,... <Numeric Condition Statistical Base Code n> for <Numeric Condition Text n>) is a Maximum, Average, Total or Not Applicable Statistical Base Type Code.</p> <p>Note:</p> <ul style="list-style-type: none"> In the message above, all XML tags that may have this error are listed in parentheses. Only the tags for which this error occurs will be included in the actual error message. Parentheses will not display in the error messages; they just indicate that the message is dynamic. | <p>If the Limit Value's Statistical Base is one of the following:</p> <ul style="list-style-type: none"> Maximum (statistical_base_code_type=MAX) Average (statistical_base_code_type =AVG) TTL (statistical_base_code_type=TTL) NON (statistical_base_code_type=NON) <p>the Limit Value Qualifier must be less than or equal to (<=) or less than (<).</p> <p>Note: statistical_base_code_type is in the REF_STATISTICAL_BASE table.</p> | Reject entire Limits Transaction | Permit Identifier Permitted Feature Identifier Limit Set Designator Parameter Code Monitoring Site Description Code Limit Season Number Limit Start Date Limit End Date |

| Error/Warning Code | Error/Warning Message | Reason for Error | Result of Error or Warning | Key Fields of Record Affected |
|--------------------|---|---|--|---|
| PLT730 | <p>(Limit Segment <Limit Start Date Value> to <Limit End Date value>, Limit Modification Effective Date <Limit Modification Effective Date value>, Enforcement Action Identifier <Enforcement Action Identifier value>, Final Order Identifier <Final Order Identifier value>): Numeric Condition Qualifier must be Less than or equal to (<=) or Less than (<) because the Numeric Condition Statistical Base Code(s) (<Numeric Condition Statistical Base Code 1> for <Numeric Condition Text 1>, <Numeric Condition Statistical Base Code 2> for <Numeric Condition Text 2>,... <Numeric Condition Statistical Base Code n> for <Numeric Condition Text n>) is a Maximum, Average, Total or Not Applicable Statistical Base Type Code.</p> <p>Note:</p> <ul style="list-style-type: none"> In the message above, all XML tags that may have this error are listed in parentheses. Only the tags for which this error occurs will be included in the actual error message. Parentheses will not display in the error messages; they just indicate that the message is dynamic. | <p>If the Limit Value's Statistical Base is one of the following:</p> <ul style="list-style-type: none"> Maximum (statistical_base_code_type=MAX) Average (statistical_base_code_type =AVG) TTL (statistical_base_code_type=TTL) NON (statistical_base_code_type=NON) <p>the Limit Value Qualifier must be less than or equal to (<=) or less than (<).</p> <p>Note: statistical_base_code_type is in the REF_STATISTICAL_BASE table.</p> | Reject entire Parameter Limits Transaction | Permit Identifier Permitted Feature Identifier Limit Set Designator Parameter Code Monitoring Site Description Code Limit Season Number |

| Error/Warning Code | Error/Warning Message | Reason for Error | Result of Error or Warning | Key Fields of Record Affected |
|--------------------|---|--|----------------------------------|---|
| LTS740 | <p>Numeric Condition Qualifier must be Greater than or equal to (\geq) or Greater than ($>$) because the Numeric Condition Statistical Base Code(s) (\langleNumeric Condition Statistical Base Code 1\rangle for \langleNumeric Condition Text 1\rangle, \langleNumeric Condition Statistical Base Code 2\rangle for \langleNumeric Condition Text 2\rangle,... \langleNumeric Condition Statistical Base Code n\rangle for \langleNumeric Condition Text n\rangle) is a Minimum Statistical Base Type Code.</p> <p>Note:</p> <ul style="list-style-type: none"> In the message above, all XML tags that may have this error are listed in parentheses. Only the tags for which this error occurs will be included in the actual error message. Parentheses will not display in the error messages; they just indicate that the message is dynamic. | <p>If the Limit Value's Statistical Base is a Minimum (i.e., statistical_base_code_type=MIN) the Limit Value Qualifier must be greater than or equal to (\geq) or greater than ($>$).</p> | Reject entire Limits Transaction | Permit Identifier Permitted Feature Identifier Limit Set Designator Parameter Code Monitoring Site Description Code Limit Season Number Limit Start Date Limit End Date |

| Error/Warning Code | Error/Warning Message | Reason for Error | Result of Error or Warning | Key Fields of Record Affected |
|--------------------|---|--|--|---|
| PLT740 | <p>(Limit Segment <Limit Start Date Value> to <Limit End Date value>, Limit Modification Effective Date <Limit Modification Effective Date value>, Enforcement Action Identifier <Enforcement Action Identifier value>, Final Order Identifier <Final Order Identifier value>): Numeric Condition Qualifier must be Greater than or equal to (>=) or Greater than (>) because the Numeric Condition Statistical Base Code(s) (<Numeric Condition Statistical Base Code 1> for <Numeric Condition Text 1>, <Numeric Condition Statistical Base Code 2> for <Numeric Condition Text 2>,... <Numeric Condition Statistical Base Code n> for <Numeric Condition Text n>) is a Minimum Statistical Base Type Code.</p> <p>Note:</p> <ul style="list-style-type: none"> In the message above, all XML tags that may have this error are listed in parentheses. Only the tags for which this error occurs will be included in the actual error message. Parentheses will not display in the error messages; they just indicate that the message is dynamic. | If the Limit Value's Statistical Base is a Minimum (i.e., statistical_base_code_type=MIN) the Limit Value Qualifier must be greater than or equal to (>=) or greater than (>). | Reject entire Parameter Limits Transaction | Permit Identifier Permitted Feature Identifier Limit Set Designator Parameter Code Monitoring Site Description Code Limit Season Number |
| LTS750 | An error has occurred while processing the data for this Limit. No data were saved for this Limit, and the XML transaction must be resubmitted. | If Background Processing does not complete successfully, roll back all changes for the XML transaction if any have already been saved. | Reject entire Limits Transaction | Permit Identifier Permitted Feature Identifier Limit Set Designator Parameter Code Monitoring Site Description Code Limit Season Number Limit Start Date Limit End Date |

| Error/Warning Code | Error/Warning Message | Reason for Error | Result of Error or Warning | Key Fields of Record Affected |
|--------------------|---|--|--|---|
| PLT750 | An error has occurred while processing the data for this Limit Parameter. No data were saved for this Parameter, and the XML transaction must be resubmitted. | If Background Processing does not complete successfully, roll back all changes for the XML transaction if any have already been saved. | Reject entire Parameter Limits Transaction | Permit Identifier Permitted Feature Identifier Limit Set Designator Parameter Code Monitoring Site Description Code Limit Season Number |

9.1.12 Effluent Trade Partner Error Messages

The table below lists error messages that are generated when ICIS-NPDES Batch cannot process an effluent trade partner transaction, what caused the error, how the error affected the transaction, and the key fields of the transaction that had the error.

| Error/Warning Code | Error/Warning Message | Reason for Error | Result of Error or Warning | Key Fields of Record Affected |
|--------------------|--|---|--|--|
| BAT010 | Transaction Type <Transaction Type value> is not valid for <Submission Type value>. | Transaction Type must be valid for Effluent Trade Partners. Valid Transaction Types are N (New), C (Change), R (Replace), and X (Mass Delete). | Reject entire Effluent Trade Partner transaction | Permit Identifier, Permitted Feature Identifier, Parameter Code, Monitoring Site Description Code, Limit Season Number, Limit Start Date, Limit End Date, Trade ID |
| BAT020 | User <ID value> does not have privileges to perform this <Transaction Type value> <Submission Type value> transaction. | User must have privileges to perform the transaction. This relates to specific roles and access level (HQ, specific region, specific state). Note: ICIS does not have Batch-specific privileges. The privileges for Batch and Web access are the same. | Reject entire Effluent Trade Partner transaction | Permit Identifier, Permitted Feature Identifier, Parameter Code, Monitoring Site Description Code, Limit Season Number, Limit Start Date, Limit End Date, Trade ID |

| Error/Warning Code | Error/Warning Message | Reason for Error | Result of Error or Warning | Key Fields of Record Affected |
|--------------------|--|---|--|--|
| ETP030 | An Effluent Trade Partner already exists for the key data entered. | The Effluent Trade Partner identified by the combination of NPDES ID, Permitted Feature ID, Limit Set Designator, Parameter Code, Monitoring Location Code, Season ID, Limit Start Date, Limit End Date, Modification Effective Date (if entered), and Trade ID must not already exist in the ICIS system. | Reject entire Effluent Trade Partner transaction | Permit Identifier, Permitted Feature Identifier, Parameter Code, Monitoring Site Description Code, Limit Season Number, Limit Start Date, Limit End Date, Trade ID |
| ETP040 | An Effluent Trade Partner does not exist for the key data entered. | The Effluent Trade Partner identified by the combination of NPDES ID, Permitted Feature ID, Limit Set Designator, Parameter Code, Monitoring Location Code, Season ID, Limit Start Date, Limit End Date, Modification Effective Date (if entered), and Trade ID must exist in the ICIS system. | Reject entire Effluent Trade Partner transaction | Permit Identifier, Permitted Feature Identifier, Parameter Code, Monitoring Site Description Code, Limit Season Number, Limit Start Date, Limit End Date, Trade ID |
| ETP050 | The Effluent Trade Partner cannot be deleted because it is the only Effluent Trade Partner for a Limit that has a received DMR Adjusted Value. | If only one Effluent Trade Partner exists for the Limit, the Effluent Trade Partner cannot be deleted if one of the Limit's DMRs has a received Adjusted DMR Value entered. | Reject entire Effluent Trade Partner transaction | Permit Identifier, Permitted Feature Identifier, Parameter Code, Monitoring Site Description Code, Limit Season Number, Limit Start Date, Limit End Date, Trade ID |
| ETP060 | A Limit does not exist for the key data entered. | The combination of NPDES ID, Permitted Feature ID, Limit Set Designator, Parameter Code, Monitoring Location Code, Season ID, Limit Start Date, Limit End Date, and Modification Effective Date (if entered) must exist in ICIS. Note: This business rule is not checked for Replace transactions where the Effluent Trade Partner exists in ICIS. | Reject entire Effluent Trade Partner transaction | Permit Identifier, Permitted Feature Identifier, Parameter Code, Monitoring Site Description Code, Limit Season Number, Limit Start Date, Limit End Date, Trade ID |

| Error/Warning Code | Error/Warning Message | Reason for Error | Result of Error or Warning | Key Fields of Record Affected |
|--------------------|---|--|--|--|
| ETP070 | The Effluent Trade Partner transaction contains key data and no other data for processing. | If the Effluent Trade Partner transaction contains only key data and no other data, ICIS rejects the Effluent Trade Partner transaction. | Reject entire Effluent Trade Partner transaction | Permit Identifier, Permitted Feature Identifier, Parameter Code, Monitoring Site Description Code, Limit Season Number, Limit Start Date, Limit End Date, Trade ID |
| ETP080 | <p>The Permit has a Permit Type Code of [NPDES Master General Permit (NGP) or State Issued Master General Permit Non-NPDES (SNN)] which is invalid for an Effluent Trade Partner transaction.</p> <p>Note:</p> <ul style="list-style-type: none"> In the message above, all Permit Types and their Codes that may have this error are listed in brackets. Only the Permit Type and Code for which this error occurs will be included in the actual error message. Brackets will not display in the error messages; they just indicate that the message is dynamic. | <p>The Permit Type for the Permit identified by the NPDES ID cannot be:</p> <ul style="list-style-type: none"> NPDES Master General Permit State Issued Master General Permit (Non-NPDES) <p>Note: This business rule is not checked for Replace transactions where the Effluent Trade Partner exists in ICIS.</p> | Reject entire Effluent Trade Partner transaction | Permit Identifier, Permitted Feature Identifier, Parameter Code, Monitoring Site Description Code, Limit Season Number, Limit Start Date, Limit End Date, Trade ID |
| ETP090 | Trade Partner Type must exist. | Trade Partner Type must exist for an Effluent Trade Partner in ICIS. | Reject entire Effluent Trade Partner transaction | Permit Identifier, Permitted Feature Identifier, Parameter Code, Monitoring Site Description Code, Limit Season Number, Limit Start Date, Limit End Date, Trade ID |

| Error/Warning Code | Error/Warning Message | Reason for Error | Result of Error or Warning | Key Fields of Record Affected |
|--------------------|---|---|--|--|
| ETP100 | Trade Partner Type <Trade Partner Type value> cannot be changed once it has been saved. | Trade Partner Type cannot be changed once it has been saved. Note: This business rule is not checked for Replace transactions where the Effluent Trade Partner does not exist in ICIS. | Reject entire Effluent Trade Partner transaction | Permit Identifier, Permitted Feature Identifier, Parameter Code, Monitoring Site Description Code, Limit Season Number, Limit Start Date, Limit End Date, Trade ID |
| ETP110 | Trade Partner Type <Trade Partner Type value> does not exist or is inactive in the ICIS reference table. | Trade Partner Type must be a valid (i.e. Active) code in the REF_TRADE_PARTNER_TYPE table. Note: This business rule is not checked for Replace transactions where the Effluent Trade Partner exists in ICIS. | Reject entire Effluent Trade Partner transaction | Permit Identifier, Permitted Feature Identifier, Parameter Code, Monitoring Site Description Code, Limit Season Number, Limit Start Date, Limit End Date, Trade ID |
| ETP120 | Trade Partner Start Date must exist. | Trade Partner Start Date must exist for an Effluent Trade Partner in ICIS. | Reject entire Effluent Trade Partner transaction | Permit Identifier, Permitted Feature Identifier, Parameter Code, Monitoring Site Description Code, Limit Season Number, Limit Start Date, Limit End Date, Trade ID |
| ETP130 | Trade Partner End Date <Trade Partner End Date value> must be greater than Trade Partner Start Date <Trade Partner Start Date value>. | If Trade Partner End Date is entered, it must be greater than Trade Partner Start Date. | Reject entire Effluent Trade Partner transaction | Permit Identifier, Permitted Feature Identifier, Parameter Code, Monitoring Site Description Code, Limit Season Number, Limit Start Date, Limit End Date, Trade ID |



| Error/Warning Code | Error/Warning Message | Reason for Error | Result of Error or Warning | Key Fields of Record Affected |
|--------------------|---|---|--|--|
| ETP140 | Trade Partner NPDES ID <Trade Partner NPDES ID value> does not exist in ICIS. | If Trade Partner NPDES ID is entered it must exist in ICIS. | Reject entire Effluent Trade Partner transaction | Permit Identifier, Permitted Feature Identifier, Parameter Code, Monitoring Site Description Code, Limit Season Number, Limit Start Date, Limit End Date, Trade ID |
| ETP150 | Trade Partner NPDES ID <Trade Partner NPDES ID value> cannot be equal to the Permit Identifier. | Trade Partner NPDES ID cannot be equal to the NPDES ID of the Effluent Trade Partner submitted. | Reject entire Effluent Trade Partner transaction | Permit Identifier, Permitted Feature Identifier, Parameter Code, Monitoring Site Description Code, Limit Season Number, Limit Start Date, Limit End Date, Trade ID |
| ETP160 | Trade Partner NPDES ID must exist because Trade Partner Type = PS (Point Source). | If Trade Partner Type = Point Source, Trade Partner NPDES ID must exist. | Reject entire Effluent Trade Partner transaction | Permit Identifier, Permitted Feature Identifier, Parameter Code, Monitoring Site Description Code, Limit Season Number, Limit Start Date, Limit End Date, Trade ID |
| ETP170 | Trade Partner Other ID must not exist because Trade Partner Type = PS (Point Source). | If Trade Partner Type = Point Source, Trade Partner Other ID must be blank. | Reject entire Effluent Trade Partner transaction | Permit Identifier, Permitted Feature Identifier, Parameter Code, Monitoring Site Description Code, Limit Season Number, Limit Start Date, Limit End Date, Trade ID |

| Error/Warning Code | Error/Warning Message | Reason for Error | Result of Error or Warning | Key Fields of Record Affected |
|--------------------|---|---|--|--|
| ETP180 | Either Trade Partner NPDES ID or Trade Partner Other ID must exist because Trade Partner Type = NPS (Non-Point Source). | If Trade Partner Type = Non-Point Source, either Trade Partner NPDES ID or Trade Partner Other ID must exist. | Reject entire Effluent Trade Partner transaction | Permit Identifier, Permitted Feature Identifier, Parameter Code, Monitoring Site Description Code, Limit Season Number, Limit Start Date, Limit End Date, Trade ID |
| ETP190 | Trade Partner NPDES ID and Trade Partner Other ID cannot both exist when Trade Partner Type = NPS (Non-Point Source). | If Trade Partner Type = Non-Point Source both Trade Partner NPDES ID and Trade Partner Other ID cannot exist. | Reject entire Effluent Trade Partner transaction | Permit Identifier, Permitted Feature Identifier, Parameter Code, Monitoring Site Description Code, Limit Season Number, Limit Start Date, Limit End Date, Trade ID |
| ETP210 | <p>The following fields must exist because Trade Partner Type = NPS (Non-Point Source) and Trade Partner Other ID exists: (Organization Formal Name, Location Name, Mailing Address Text, Mailing Address City Name, Mailing Address State Code, and Mailing Address Zip Code).</p> <p>Note:</p> <ul style="list-style-type: none"> In the message above, all XML tags that may have this error are listed in parentheses. Only the tags for which this error occurs will be included in the actual error message. Parentheses will not display in the error messages; they just indicate that the message is dynamic. | <p>If Trade Partner Type = Non-Point Source and Trade Partner Other ID exists, the following fields must also exist:</p> <ul style="list-style-type: none"> Organization Formal Name Location Name Street Address City State Zip Code | Reject entire Effluent Trade Partner transaction | Permit Identifier, Permitted Feature Identifier, Parameter Code, Monitoring Site Description Code, Limit Season Number, Limit Start Date, Limit End Date, Trade ID |

| Error/Warning Code | Error/Warning Message | Reason for Error | Result of Error or Warning | Key Fields of Record Affected |
|--------------------|--|--|--|--|
| ETP220 | Trade Partner Other ID must exist because Trade Partner Type = BNK (Bank). | If Trade Partner Type = Bank, Trade Partner Other ID must exist. | Reject entire Effluent Trade Partner transaction | Permit Identifier, Permitted Feature Identifier, Parameter Code, Monitoring Site Description Code, Limit Season Number, Limit Start Date, Limit End Date, Trade ID |
| ETP230 | Trade Partner NPDES ID must not exist because Trade Partner Type = BNK (Bank). | If Trade Partner Type = Bank, Trade Partner NPDES ID must be blank. | Reject entire Effluent Trade Partner transaction | Permit Identifier, Permitted Feature Identifier, Parameter Code, Monitoring Site Description Code, Limit Season Number, Limit Start Date, Limit End Date, Trade ID |
| ETP240 | Mailing Address State Code <Mailing Address State Code value> does not exist or is inactive in the ICIS reference table. | State must be a valid (i.e. Active) code in the REF_STATE table. | Reject entire Effluent Trade Partner transaction | Permit Identifier, Permitted Feature Identifier, Parameter Code, Monitoring Site Description Code, Limit Season Number, Limit Start Date, Limit End Date, Trade ID |
| ETP250 | Mailing Address Country Code <Mailing Address Country Code value> does not exist or is inactive in the ICIS reference table. | Country must be a valid (i.e. Active) code in the REF_COUNTRY table. | Reject entire Effluent Trade Partner transaction | Permit Identifier, Permitted Feature Identifier, Parameter Code, Monitoring Site Description Code, Limit Season Number, Limit Start Date, Limit End Date, Trade ID |

| Error/Warning Code | Error/Warning Message | Reason for Error | Result of Error or Warning | Key Fields of Record Affected |
|--------------------|---|---|--|--|
| ETP260 | <p>Telephone Number Type Code <Telephone Number Type Code value> is not a valid type of Trade Partner Address Phone Number. The valid types are OFF, FAX, and ALT.</p> <p>Note: This error message will be issued for each occurrence of a phone number that encounters this error.</p> | <p>If Telephone Number Type Code is entered, it must be one of the following codes in the REF_PHONE_TYPE table:</p> <ul style="list-style-type: none"> • OFF • FAX • ALT | Reject entire Effluent Trade Partner transaction | Permit Identifier, Permitted Feature Identifier, Parameter Code, Monitoring Site Description Code, Limit Season Number, Limit Start Date, Limit End Date, Trade ID |
| ETP270 | Telephone Number or Telephone Extension Number must exist because Telephone Number Type Code exists. | <p>At least one of the following must exist because Telephone Number Type Code exists:</p> <ul style="list-style-type: none"> • Telephone Number • Extension | Reject entire Effluent Trade Partner transaction | Permit Identifier, Permitted Feature Identifier, Parameter Code, Monitoring Site Description Code, Limit Season Number, Limit Start Date, Limit End Date, Trade ID |
| ETP280 | The Telephone Number Type Code <Telephone Number Type Code value> cannot be entered more than once. | For each unique Trading Partner Telephone, only one of each Telephone Number Type Code can be entered (i.e., only 1 OFF, only 1 FAX, and only 1 ALT). | Reject entire Effluent Trade Partner transaction | Permit Identifier, Permitted Feature Identifier, Parameter Code, Monitoring Site Description Code, Limit Season Number, Limit Start Date, Limit End Date, Trade ID |
| ETP290 | <p>Warning: Telephone Extension Number is not a valid tag for Telephone Number Type Code <Telephone Number Type Code value>. The Telephone Extension Number <Telephone Extension Number value> was not saved.</p> <p>Note: This warning message will be issued once for each occurrence of a phone number that encounters this issue.</p> | Telephone Number Extension can only be entered for Telephone Number of Type OFF. If it is entered for one of the other types a warning message will be issued and the data in the Extension Number will not be saved. | Reject entire Effluent Trade Partner transaction | Permit Identifier, Permitted Feature Identifier, Parameter Code, Monitoring Site Description Code, Limit Season Number, Limit Start Date, Limit End Date, Trade ID |

9.1.13 Narrative Condition and Permit Schedule Error Messages

The table below lists error messages that are generated when ICIS-NPDES Batch cannot process a narrative condition or permit schedule transaction, what caused the error, how the error affected the transaction, and the key fields of the transaction that had the error.

| Error/Warning Code | Error/Warning Message | Reason for Error | Result of Error or Warning | Key Fields of Record Affected |
|--------------------|--|--|---|---|
| BAT010 | <p>Transaction Type <Transaction Type value> is not valid for <Submission Type value>.</p> <p>Note:</p> <ul style="list-style-type: none"> In the message above, all modules that may have this error are listed in parentheses. Only the module for which this error occurs will be included in the actual error message. Parentheses will not display in the error messages; they just indicate that the message is dynamic. | Transaction Type must be valid for Narrative Conditions and Permit Schedules. Valid Transaction Types are R (Replace) and X (Mass Delete). | Reject entire Narrative Condition and Permit Schedule transaction | Permit Identifier Narrative Condition Number |
| BAT020 | <p>User <ID value> does not have privileges to perform a <Transaction Type value> <Submission Type value> transaction.</p> <p>Note:</p> <ul style="list-style-type: none"> In the message above, all modules that may have this error are listed in parentheses. Only the module for which this error occurs will be included in the actual error message. Parentheses will not display in the error messages; they just indicate that the message is dynamic. | <p>User must have privileges to perform the transaction. This relates to specific roles, access level (HQ, specific region, specific state), and sensitive data privileges.</p> <p>Note: ICIS does not have Batch-specific privileges. The privileges for Batch and Web access are the same.</p> | Reject entire Narrative Condition and Permit Schedule transaction | Permit Identifier Narrative Condition Number |
| NC030 | A Permit does not exist for the key data entered. | <p>For a Narrative Condition and Permit Schedule transaction, the NPDES ID submitted must exist in ICIS.</p> <p>Note: This business rule is not checked for Replace transactions where the Narrative Condition or Permit Schedule exists in ICIS.</p> | Reject entire Narrative Condition and Permit Schedule transaction | Permit Identifier Narrative Condition Number |

| Error/Warning Code | Error/Warning Message | Reason for Error | Result of Error or Warning | Key Fields of Record Affected |
|--------------------|--|--|---|---|
| NC040 | The Permit has a Permit Type of Unpermitted Facility. An Unpermitted Facility cannot have Narrative Conditions and Permit Schedules. | For a Narrative Condition and Permit Schedule transaction, the Permit Type for the Permit identified by the NPDES ID cannot be Unpermitted Facility. Note: This business rule is not checked for Replace transactions where the Narrative Condition or Permit Schedule exists in ICIS. | Reject entire Narrative Condition and Permit Schedule transaction | Permit Identifier Narrative Condition Number |
| NC150 | Narrative Condition Code must exist for a Narrative Condition. | Narrative Condition Description must exist for a Narrative Condition. | Reject entire Narrative Condition and Permit Schedule transaction | Permit Identifier Narrative Condition Number |
| NC050 | Narrative Condition Code <Narrative Condition Code value> does not exist or is inactive in the ICIS reference table. | Narrative Condition Description must be a valid (i.e., Active) code in the REF_NARRATIVE_CONDITION table. | Reject entire Narrative Condition and Permit Schedule transaction | Permit Identifier Narrative Condition Number |
| NC060 | A Narrative Condition or Permit Schedule does not exist for the key data entered. Note: <ul style="list-style-type: none"> In the message above, all modules that may have this error are listed in parentheses. Only the modules for which this error occurs will be included in the actual error message. Parentheses will not display in the error messages; they just indicate that the message is dynamic. | For a Narrative Condition and Permit Schedule transaction, the Narrative Condition or Permit Schedule identified by the combination of NPDES ID and Narrative Condition Number submitted must exist in ICIS. | Reject entire Narrative Condition and Permit Schedule transaction | Permit Identifier Narrative Condition Number |
| NC160 | The Schedule Event <Schedule Event Code value, Schedule Date value> must be unique for the Permit Schedule. Note: This error message is only issued once for duplicate Schedule Events. | For each Permit Schedule, the combination of Schedule Event and Schedule Date must be unique. | Reject entire Narrative Condition and Permit Schedule transaction | Permit Identifier Narrative Condition Number |
| NC070 | For Schedule Event <Schedule Event Code value, Schedule Date value>, Schedule Event Code does not exist or is inactive in the ICIS reference table. | Schedule Event must be a valid (i.e., Active) code in the REF_SCHEDULE_EVENT table. | Reject entire Narrative Condition and Permit Schedule transaction | Permit Identifier Narrative Condition Number |

| Error/Warning Code | Error/Warning Message | Reason for Error | Result of Error or Warning | Key Fields of Record Affected |
|--------------------|--|--|---|---|
| NC080 | For Schedule Event <Schedule Event Code value, Schedule Date value>, Schedule Date must be greater than or equal to the Permit Effective Date <Permit Effective Date value>. | Schedule Date must be greater than or equal to the Permit Effective Date (if Permit Effective Date exists for that version of the permit). | Reject entire Narrative Condition and Permit Schedule transaction | Permit Identifier Narrative Condition Number |
| NC090 | For Schedule Event <Schedule Event Code value, Schedule Date value>, Schedule Report Received Date must exist because Schedule Actual Date <Schedule Actual Date value> exists. | Report Received Date must exist if Actual Date exists. | Reject entire Narrative Condition and Permit Schedule transaction | Permit Identifier Narrative Condition Number |
| NC100 | For Schedule Event <Schedule Event Code value, Schedule Date value>, Schedule Report Received Date <Schedule Report Received Date value> must be greater than or equal to Schedule Actual Date <Schedule Actual Date value>. | Report Received Date must be greater than or equal to Actual Date (if Actual Date exists). | Reject entire Narrative Condition and Permit Schedule transaction | Permit Identifier Narrative Condition Number |
| NC110 | For Schedule Event <Schedule Event Code value, Schedule Date value>, Schedule Report Received Date <Schedule Report Received Date value> must be less than or equal to the current date. | Report Received Date must be less than or equal to the current date. | Reject entire Narrative Condition and Permit Schedule transaction | Permit Identifier Narrative Condition Number |
| NC120 | For Schedule Event <Schedule Event Code value, Schedule Date value>, Schedule Actual Date <Schedule Actual Date value> must be less than or equal to the current date. | Actual Date must be less than or equal to the current date. | Reject entire Narrative Condition and Permit Schedule transaction | Permit Identifier Narrative Condition Number |

| Error/Warning Code | Error/Warning Message | Reason for Error | Result of Error or Warning | Key Fields of Record Affected |
|--------------------|--|--|---|--|
| NC130 | <p>For Schedule Event <Schedule Event Code value, Schedule Date value>, the following data cannot be entered because the Permit has a Permit Type of (NPDES Master General Permit or State Issued Master General Permit Non-NPDES):</p> <p>(Schedule Report Received Date, Schedule Actual Date, and Schedule Projected Date).</p> <p>Note:</p> <ul style="list-style-type: none"> In the message above, all Permit Types that may have this error are listed in brackets and all XML tags that may have this error are listed in parentheses. Only the items for which this error occurs will be included in the actual error message. Brackets and parentheses will not display in the error messages; they just indicate that the message is dynamic. | <p>The following data cannot be submitted for a Permit Schedule when the Permit Type of the Permit identified by the NPDES ID is a NPDES Master General Permit or a State Issued Master General Permit (Non-NPDES):</p> <ul style="list-style-type: none"> Report Received Date Actual Date Projected Date. | Reject entire Narrative Condition and Permit Schedule transaction | Permit Identifier Narrative Condition Number |
| NC140 | An error has occurred while processing data for this Permit Schedule, no data was saved for this Narrative Condition, and the XML transaction must be resubmitted. | If Background Processing does not complete successfully for a Permit Schedule transaction, roll back all changes for the XML transaction. | Reject entire Narrative Condition and Permit Schedule transaction | Permit Identifier Narrative Condition Number |

9.1.14 Historical Permit Schedule Error Messages

The table below lists error messages that are generated when ICIS-NPDES Batch cannot process an historical permit schedule transaction, what caused the error, how the error affected the transaction, and the key fields of the transaction that had the error.

| Error/Warning Code | Error/Warning Message | Reason for Error | Result of Error or Warning | Key Fields of Record Affected |
|--------------------|---|--|---|---|
| BAT010 | Transaction Type <Transaction Type value> is not valid for <Submission Type value>. | Transaction Type must be valid for Historical Permit Schedule Events. Valid Transaction Type is C (Change). | Reject entire Historical Schedule Event transaction | Permit Identifier, PermitEffectiveDate, NarrativeConditionNumber, ScheduleEventCode, ScheduleDate |
| BAT020 | User <ID value> does not have privileges to perform a <Transaction Type value> <Submission Type value> transaction. | User must have privileges to perform the transaction. This relates to specific roles and access level (HQ, specific region, specific state). Note: ICIS does not have Batch-specific privileges. The privileges for Batch and Web access are the same. | Reject entire Historical Schedule Event transaction | Permit Identifier, PermitEffectiveDate, NarrativeConditionNumber, ScheduleEventCode, ScheduleDate |
| HPS030 | The Permit has a Permit Type of [NPDES Master General Permit (NGP) or State Issued Master General Permit Non-NPDES (SNN)] which is invalid for a Historical Permit Schedule Events. Note: <ul style="list-style-type: none"> In the message above, all Permit Types and their Codes that may have this error are listed in brackets. Only the Permit Type and Code for which this error occurs will be included in the actual error message. Brackets will not display in the error messages; they just indicate that the message is dynamic. | For a Historical Permit Schedule Events transaction, the Permit Type for the Permit identified by the NPDES ID cannot be: <ul style="list-style-type: none"> NPDES Master General Permit State Issued Master General Permit (Non-NPDES) Unpermitted Facility. | Reject entire Historical Schedule Event transaction | Permit Identifier, PermitEffectiveDate, NarrativeConditionNumber, ScheduleEventCode, ScheduleDate |
| HPS040 | The combination of Permit Identifier, Permit Effective Date, Narrative Condition, and Schedule Event must already exist in ICIS. | The combination of NPDES ID <value>, Permit Effective Date <date>, Narrative Condition Number <number>, Schedule Event Code <code>, and Schedule Date <date> must exist in ICIS. | Reject entire Historical Schedule Event transaction | Permit Identifier, PermitEffectiveDate, NarrativeConditionNumber, ScheduleEventCode, ScheduleDate |
| HPS050 | The combination of <Permit Identifier, Permit Effective Date value, Narrative Condition Number value, Schedule Event Code value, and Schedule Date value> must be unique. Note: This error message is only issued once for duplicate combinations. | The combination of NPDES ID <value>, Permit Effective Date <date>, Narrative Condition Number <number>, Schedule Event Code <code>, and Schedule Date <date> must be unique. | Reject entire Historical Schedule Event transaction | Permit Identifier, PermitEffectiveDate, NarrativeConditionNumber, ScheduleEventCode, ScheduleDate |

| Error/Warning Code | Error/Warning Message | Reason for Error | Result of Error or Warning | Key Fields of Record Affected |
|--------------------|--|--|---|---|
| HPS060 | The Historical Permit Schedule Event transaction contains key data and no other data for processing. | If the Historical Permit Schedule Event transaction contains only key data and no other data, ICIS rejects the transaction. | Reject entire Historical Schedule Event transaction | Permit Identifier, PermitEffectiveDate, NarrativeConditionNumber, ScheduleEventCode, ScheduleDate |
| HPS070 | Schedule Report Received Date must exist because Schedule Actual Date exists. | Report Received Date must exist if Actual Date exists. | Reject entire Historical Schedule Event transaction | Permit Identifier, PermitEffectiveDate, NarrativeConditionNumber, ScheduleEventCode, ScheduleDate |
| HPS080 | Schedule Report Received Date <Schedule Report Received Date value> must be greater than or equal to Schedule Actual Date <Schedule Actual Date value>. | Report Received Date must be greater than or equal to Actual Date (if Actual Date exists). | Reject entire Historical Schedule Event transaction | Permit Identifier, PermitEffectiveDate, NarrativeConditionNumber, ScheduleEventCode, ScheduleDate |
| HPS090 | Schedule Report Received Date <Schedule Report Received Date value> must be less than or equal to the current date. | Report Received Date must be less than or equal to the current date <current date value>. | Reject entire Historical Schedule Event transaction | Permit Identifier, PermitEffectiveDate, NarrativeConditionNumber, ScheduleEventCode, ScheduleDate |
| HPS100 | Schedule Actual Date <Schedule Actual Date value> must be less than or equal to the current date. | Actual Date must be less than or equal to the current date <current date value>. | Reject entire Historical Schedule Event transaction | Permit Identifier, PermitEffectiveDate, NarrativeConditionNumber, ScheduleEventCode, ScheduleDate |
| HPS110 | An error has occurred while processing data for this Permit Schedule, no data was saved for this Narrative Condition, and the XML transaction must be resubmitted. | If Background Processing does not complete successfully for a Historical Permit Schedule Event transaction, roll back all changes for the XML transaction. | Reject entire Historical Schedule Event transaction | Permit Identifier, PermitEffectiveDate, NarrativeConditionNumber, ScheduleEventCode, ScheduleDate |

9.1.15 Permit Tracking Event Error Messages

The table below lists error messages that are generated when ICIS-NPDES Batch cannot process a permit tracking event transaction, what caused the error, how the error affected the transaction, and the key fields of the transaction that had the error.

| Error/Warning Code | Error/Warning Message | Reason for Error | Result of Error or Warning | Key Fields of Record Affected |
|--------------------|--|---|---|---|
| BAT010 | Transaction Type <Transaction Type value> is not valid for <Submission Type value>. | Transaction Type must be valid for Permit Tracking Events. Valid Transaction Types are N (New), C (Change), R (Replace), and X (Mass Delete). | Reject entire Permit Tracking Event transaction | Permit Identifier Permit Tracking Event Code Permit Tracking Event Date |
| BAT020 | User <ID value> does not have privileges to perform this <Transaction Type value> <Submission Type value> transaction. | User must have privileges to perform the transaction. This relates to specific roles, access level (HQ, specific region, specific state), and sensitive data privileges. Note: ICIS does not have Batch-specific privileges. The privileges for Batch and Web access are the same. | Reject entire Permit Tracking Event transaction | Permit Identifier Permit Tracking Event Code Permit Tracking Event Date |
| PTE030 | A Permit Tracking Event already exists for the key data entered. | For a Permit Tracking Event transaction, the Permit Tracking Event identified by the combination of NPDES ID, Permit Tracking Event Code, and Permit Tracking Event Date must not already exist in ICIS. | Reject entire Permit Tracking Event transaction | Permit Identifier Permit Tracking Event Code Permit Tracking Event Date |
| PTE040 | A Permit Tracking Event does not exist for the key data entered. | The combination of NPDES ID, Permit Tracking Event Code, and Permit Tracking Event Date submitted must exist in ICIS. | Reject entire Permit Tracking Event transaction | Permit Identifier Permit Tracking Event Code Permit Tracking Event Date |
| PTE050 | A permit does not exist for the key data entered. | For a Permit Tracking Event transaction, the NPDES ID submitted must exist in ICIS. Note: This business rule is not checked for Replace transactions where the Permit Tracking Event exists in ICIS | Reject entire Permit Tracking Event transaction | Permit Identifier Permit Tracking Event Code Permit Tracking Event Date |

| Error/Warning Code | Error/Warning Message | Reason for Error | Result of Error or Warning | Key Fields of Record Affected |
|--------------------|--|--|---|---|
| PTE060 | The Permit Tracking Event cannot be added because it is a system generated Permit Tracking Event. | Only Manual Permit Tracking Events can be added by the user. Note: Manual status is indicated by an "M" in the SYSTEM_GENERATED_FLAG column of the REF_PERM_TRACK_EVENT table. Note: This business rule is not checked for Replace transactions where the Permit Tracking Event exists in ICIS | Reject entire Permit Tracking Event transaction | Permit Identifier Permit Tracking Event Code Permit Tracking Event Date |
| PTE070 | The Permit Tracking Event cannot be deleted because it is a system generated Permit Tracking Event. | Only Manual Permit Tracking Events can be deleted by the user. Note: Manual status is indicated by an "M" in the SYSTEM_GENERATED_FLAG column of the REF_PERM_TRACK_EVENT table. | Reject entire Permit Tracking Event transaction | Permit Identifier Permit Tracking Event Code Permit Tracking Event Date |
| PTE080 | The Permit has a Permit Type of Unpermitted Facility. An Unpermitted Facility cannot have Permit Tracking Events. | The Permit Type for the Permit identified by the NPDES ID cannot be Unpermitted Facility. Note: This business rule is not checked for Replace transactions where the Permit Tracking Event exists in ICIS | Reject entire Permit Tracking Event transaction | Permit Identifier Permit Tracking Event Code Permit Tracking Event Date |
| PTE090 | The Permit Tracking Event only contains key data and no other data for processing. | If the Permit Tracking Event contains key data and no other data (i.e. Permit Tracking Event Comments), ICIS rejects the Permit Tracking Event transaction. | Reject entire Permit Tracking Event transaction | Permit Identifier |
| PTE100 | Permit Tracking Event Code <Permit Tracking Event Code value> does not exist or is inactive in the ICIS reference table. | Permit Tracking Event Code must be a valid (i.e., Active) code in the REF_PERM_TRACK_EVENT table. Note: This business rule is not checked for Replace transactions where the Permit Tracking Event exists in ICIS | Reject entire Permit Tracking Event transaction | Permit Identifier Permit Tracking Event Code Permit Tracking Event Date |

9.1.16 Permit Reissuance Error Messages

The table below lists error messages that are generated when ICIS-NPDES Batch cannot process a permit reissuance transaction, what caused the error, how the error affected the transaction, and the key fields of the transaction that had the error.

| Error/Warning Code | Error/Warning Message | Reason for Error | Result of Error or Warning | Key Fields of Record Affected |
|--------------------|--|--|---|-------------------------------|
| BAT010 | Transaction Type <Transaction Type value> is not valid for <Submission Type value>. | Transaction Type must be valid for Permit Reissuance. Valid Transaction Type is C (Change). Note: If an invalid Reissuance transaction type is received, all other Reissuance transactions and permit data family transactions with the same NPDES ID will also be rejected . (See Business Rules 13 and 14 below) | Reject entire Permit Reissuance transaction | Permit Identifier |
| BAT020 | User <ID value> does not have privileges to perform this <Transaction Type value> <Submission Type value> transaction. | User must have privileges to perform the transaction. This relates to specific roles, access level (HQ, specific region, specific state), and sensitive data privileges. Note: ICIS does not have Batch-specific privileges. The privileges for Batch and Web access are the same. | Reject entire Permit Reissuance transaction | Permit Identifier |
| REI030 | A Permit does not exist for the key data entered. | A Permit identified by the NPDES ID must already exist in ICIS. | Reject entire Permit Reissuance transaction | Permit Identifier |
| REI040 | The Permit cannot be reissued because the Permit Status is <Permit Status Description value> (<Permit Status Code value>). | If the NPDES ID of the Permit submitted has a Permit Type of NPDES Individual Permit, Individual IU Permit (Non-NPDES), General Permit Covered Facility, Individual State Issued Permit (Non-NPDES), or Associated Permit Record, it can not have the following Permit Status: <ul style="list-style-type: none"> • Not Needed • Pending • Terminated. | Reject entire Permit Reissuance transaction | Permit Identifier |
| REI040 | The Permit cannot be reissued because the Permit Status is <Permit Status Description value> (<Permit Status Code value>). | If the NPDES ID of the Permit submitted is a NPDES Master General Permit or State Issued Master General Permit (Non-NPDES), it can not have the following Permit Status: <ul style="list-style-type: none"> • Pending • Terminated. | Reject entire Permit Reissuance transaction | Permit Identifier |

| Error/Warning Code | Error/Warning Message | Reason for Error | Result of Error or Warning | Key Fields of Record Affected |
|--------------------|---|--|---|-------------------------------|
| REI050 | The Permit cannot be reissued because the Permit Type Code is Unpermitted Facility (UFT). | The NPDES ID of the Permit submitted cannot have a permit type of Unpermitted Facility. | Reject entire Permit Reissuance transaction | Permit Identifier |
| REI060 | The Permit cannot be reissued because it already has a Reissuance in Progress. | The NPDES ID can not have a Reissuance in Progress. | Reject entire Permit Reissuance transaction | Permit Identifier |
| REI070 | The Permit Effective Date <Permit Effective Date value> entered must be less than or equal to the current date. | The Effective Date submitted must be less than or equal to the current date. | Reject entire Permit Reissuance transaction | Permit Identifier |
| REI080 | The Permit Issue Date <Permit Issue Date value> must be less than or equal to Permit Effective Date <Permit Effective Date value>. | The Issue Date submitted must be less than or equal to the Effective Date submitted. | Reject entire Permit Reissuance transaction | Permit Identifier |
| REI090 | The Permit Effective Date <Permit Effective Date value> must be less than or equal to Permit Expiration Date <Permit Expiration Date value>. | The Effective Date submitted must be less than or equal to the Expiration Date submitted. | Reject entire Permit Reissuance transaction | Permit Identifier |
| REI100 | The Permit Effective Date <Permit Effective Date value> entered must be greater than the Permit Effective Date of the current version of the permit <Permit Effective Date value of current version>. | <p>The Effective Date submitted must be greater than the Effective Date of the current version of the permit.</p> <p>Note:</p> <ul style="list-style-type: none"> Web Application is not currently enforcing this rule, EPA requested this rule be enforced for ICIS Full Batch. An O&M CR needs to be submitted for the Web application. This business rule is not checked where the ICIS Permit Dates are blank or where the Permit Type is not valid for Reissuance (Unpermitted Facility). For information on valid Permit Status and Type, please see Business Rules 4 - 6. | Reject entire Permit Reissuance transaction | Permit Identifier |
| REI110 | The Permit Expiration Date <Permit Expiration Date value> cannot be greater than 5 years after the Permit Effective Date <Permit Effective Date value>. | The Expiration Date submitted cannot be greater than 5 years after the Effective Date submitted. | Reject entire Permit Reissuance transaction | Permit Identifier |

| Error/Warning Code | Error/Warning Message | Reason for Error | Result of Error or Warning | Key Fields of Record Affected |
|--------------------|---|---|---|---|
| REI120 | <p>The Permit cannot be reissued because multiple Reissuance transactions exist in the batch for this Permit.</p> <p>Note: This error message is issued for each Change Reissuance transaction that is processed by ICIS. All invalid Reissuance transaction types will receive the error message from Business Rule 1.</p> | The NPDES ID of the Permit being Reissued cannot have another Reissuance transaction in the same batch. | Reject entire Permit Reissuance transaction | Permit Identifier |
| REI130 | <p>This transaction cannot be completed because the Reissuance transaction with this NPDES ID did not complete.</p> <p>Note: This error message only applies to all non-Reissuance transactions submitted in the same batch with the same NPDES ID as the failed Reissuance transaction.</p> | <p>If the Reissuance transaction does not complete successfully, reject all permit data family transactions in the batch with the same NPDES ID as the Reissuance transaction.</p> <p>Permit Data Families:</p> <ul style="list-style-type: none"> • Permits • Permitted Features • Limit Sets • Limits • Effluent Trade Partners • Narrative Conditions • Permit Schedules • Permit Tracking Events • Permit Components • Copy MGP Limit Set (Source MGP NPDES ID and/or Target GPCF NPDES ID) | Reject entire Permit Reissuance transaction | See Technical Specification of submitted Permit-Related data for Transaction Keys |
| REI140 | An error has occurred during Reissuance Processing. No data was saved for this Permit Reissuance, and the XML transaction must be resubmitted. | If Reissuance Processing does not complete successfully, roll back all changes for the XML transaction. | Reject entire Permit Reissuance transaction | Permit Identifier |

9.1.17 Compliance Monitoring Error Messages

The table below lists error messages that are generated when ICIS-NPDES Batch cannot process a state or Federal compliance monitoring transaction, what caused the error, how the error affected the transaction, and the key fields of the transaction that had the error.

| Error/Warning Code | Error/Warning Message | Reason for Error | Applicable Transaction Types | Key Fields of Record Affected |
|--------------------|--|--|--|--------------------------------|
| BAT010 | Transaction Type <Transaction Type value> is not valid for <Submission Type value>. | Transaction Type must be valid for Compliance Monitoring. Valid Transaction Types are N (New), C (Change), R (Replace), and X (Mass Delete). | State NPDES: N, C, R, X | ComplianceMonitoringIdentifier |
| | Transaction Type <Transaction Type value> is not valid for <Submission Type value>. | Transaction Type must be valid for Compliance Monitoring. Valid Transaction Types are R (Replace) and X (Mass Delete). | Federal: R, X | ComplianceMonitoringIdentifier |
| BAT020 | User <ID value> does not have privileges to perform this <Transaction Type value> <Submission Type value> transaction. | User must have privileges to perform the transaction. This relates to specific roles, and access level (HQ, specific region, specific state). Note: ICIS does not have Batch-specific privileges. The privileges for Batch and Web access are the same. | State NPDES: N, C, R, X Federal: R, X | ComplianceMonitoringIdentifier |
| CM021 | The Permit Type for the Permit identified by the NPDES ID cannot be NPDES Master General Permit or State Issued Master General Permit (Non-NPDES). | The Permit Type for the Permit identified by the NPDES ID cannot be: <ul style="list-style-type: none"> NPDES Master General Permit State Issued Master General Permit (Non-NPDES) | State NPDES: N, C, R Federal: R | ComplianceMonitoringIdentifier |

| Error/Warning Code | Error/Warning Message | Reason for Error | Applicable Transaction Types | Key Fields of Record Affected |
|--------------------|---|---|------------------------------|--------------------------------|
| CM022 | <p>(Permit Identifier, Compliance Monitoring Category Code, Compliance Monitoring Date) must exist.</p> <p>Note:</p> <ul style="list-style-type: none"> In the message above, all XML tags that may have this error are listed in parentheses. Only the tags for which this error occurs will be included in the actual error message. Parentheses will not display in the error messages; they just indicate that the message is dynamic. | <p>The following data must exist for a State NPDES Compliance Monitoring:</p> <ul style="list-style-type: none"> Permit Identifier Compliance Monitoring Category Actual End Date | State NPDES: N, C, R | ComplianceMonitoringIdentifier |
| CM023 | <p>(Program System Acronym, Program System Identifier, Federal Statute Code, Compliance Activity Type Code, Compliance Monitoring Category Code, Compliance Monitoring Date or Compliance Monitoring Planned End Date) must exist.</p> <p>Note:</p> <ul style="list-style-type: none"> In the message above, all XML tags that may have this error are listed in parentheses. Only the tags for which this error occurs will be included in the actual error message. Parentheses will not display in the error messages; they just indicate that the message is dynamic. | <p>If the Compliance Activity Type is INS, INF, or OSR the following data must exist for a Federal Compliance Monitoring:</p> <ul style="list-style-type: none"> Program System Acronym Program System Identifier Federal Statute Compliance Monitoring Category Actual End Date | Federal: R | ComplianceMonitoringIdentifier |

| Error/Warning Code | Error/Warning Message | Reason for Error | Applicable Transaction Types | Key Fields of Record Affected |
|--------------------|---|--|------------------------------------|--------------------------------|
| CM024 | (Program System Acronym, Program System Identifier, Federal Statute Code, Compliance Activity Type Code, Compliance Monitoring Category Code, Compliance Monitoring Planned End Date or Compliance Monitoring Start Date) must exist. Note: <ul style="list-style-type: none"> In the message above, all XML tags that may have this error are listed in parentheses. Only the tags for which this error occurs will be included in the actual error message. Parentheses will not display in the error messages; they just indicate that the message is dynamic. | If the Compliance Activity Type is INV, the following data must exist for a Federal Compliance Monitoring: <ul style="list-style-type: none"> Program System Acronym Program System Identifier Federal Statute Compliance Monitoring Category Planned End Date or Actual Start Date | Federal: R | ComplianceMonitoringIdentifier |
| CM025 | N/A | If Actual Start Date is not present and Compliance Monitoring Date is present, the system will set the Actual Start Date to the Compliance Monitoring Date. | State NPDES: N, C, R Federal: R | ComplianceMonitoringIdentifier |
| CM026 | N/A | Set Statute/Law Section Code to CWA/OTHER for State NPDES CMs. | State: N, C, R | ComplianceMonitoringIdentifier |
| CM030 | A Compliance Monitoring Activity already exists for the key data entered. | A Compliance Monitoring Activity identified by the Compliance Monitoring Identifier must not already exist in ICIS. | State NPDES: N | ComplianceMonitoringIdentifier |
| CM031 | Federal Statute Code cannot be changed. | Federal Statute cannot be changed. Note: This business rule is not checked for Replace transactions where the Compliance Monitoring Activity does not exist in ICIS. | Federal: R | ComplianceMonitoringIdentifier |
| CM040 | A Facility Interest does not exist for the key data entered. | The Facility Interest identified by the combination of Program System Acronym and System ID entered must exist in ICIS. | Federal: R | ComplianceMonitoringIdentifier |

| Error/Warning Code | Error/Warning Message | Reason for Error | Applicable Transaction Types | Key Fields of Record Affected |
|--------------------|--|--|------------------------------------|--------------------------------|
| CM041 | The Permit Identifier must exist in ICIS and the first two characters must represent a valid state in the ICIS reference table. | The Facility Interest identified by the NPDES ID entered must exist in ICIS and the first two characters (i.e., State Code) of the NPDES ID must be a valid state (i.e., Active code where usage_indicator = N or B) in REF_STATE table. | State NPDES: N, C, R | ComplianceMonitoringIdentifier |
| CM045 | Program System Acronym must not = FRS (Facility Registry Service). | Program System Acronym must not equal 'FRS'. | Federal: R, X | ComplianceMonitoringIdentifier |
| CM050 | A Compliance Monitoring Activity does not exist for the key data entered. | The Compliance Monitoring Activity identified by the Compliance Monitoring Identifier must exist in ICIS. | State NPDES: C, X Federal: X | ComplianceMonitoringIdentifier |
| CM060 | The Compliance Monitoring transaction contains key data and no other data for processing. | If the Compliance Monitoring transaction contains only key data and no other data, ICIS rejects the Compliance Monitoring transaction. Note: The system determines that no additional data are entered by determining that only the unique identifier has been submitted. | State NPDES: C, R Federal: R | ComplianceMonitoringIdentifier |
| CM071 | Only a State NPDES Inspection can be edited or deleted during a State NPDES Inspection transaction. | Only a State NPDES Inspection can be edited or deleted during a State NPDES Inspection transaction. Note: This business rule is not checked for Replace transactions where the Compliance Monitoring Activity does not exist in ICIS. | State NPDES: C, R, X | ComplianceMonitoringIdentifier |
| CM072 | Only a Federal Compliance Monitoring Activity can be edited or deleted during a Federal Compliance Monitoring transaction. | Only a Federal Compliance Monitoring Activity can be edited or deleted during a Federal Compliance Monitoring transaction. Note: This business rule is not checked for Replace transactions where the Compliance Monitoring Activity does not exist in ICIS. | Federal: R, X | ComplianceMonitoringIdentifier |
| CM090 | Compliance Monitoring Category Code <Compliance Monitoring Category Code value> does not exist or is inactive in the ICIS reference table. | Compliance Monitoring Category must be a valid (i.e., Active) code in the REF_COMP_MONITOR_CATEGORY table. | State NPDES: N, C, R Federal: R | ComplianceMonitoringIdentifier |

| Error/Warning Code | Error/Warning Message | Reason for Error | Applicable Transaction Types | Key Fields of Record Affected |
|--------------------|---|---|------------------------------------|--------------------------------|
| CM100 | Federal Statute Code <Federal Statute Code value> does not exist or is inactive in the ICIS reference table. | Federal Statute must be a valid (i.e., Active) code in the REF_STATUTE table. | Federal: R | ComplianceMonitoringIdentifier |
| CM101 | The Facility Identifier cannot be unlinked from the Compliance Monitoring Activity because it is the only Facility ID that is in common with a Related Activity that is linked to the Compliance Monitoring Activity. | A Facility ID (i.e. Facility Interest) cannot be unlinked from a Compliance Monitoring Activity if it is the only Facility ID (i.e., Facility Interest) that is in common with a Related Activity (e.g., Enforcement Action, Case File) that is linked to the Compliance Monitoring Activity. | State NPDES: C, R Federal: R | ComplianceMonitoringIdentifier |
| CM108 | OtherProgramDescriptionText is required when Federally-Enforceable Requirement (CAAFENF) is one of the selected programs from the Statute/Law Section combinations. | If the program Federally-Enforceable Requirement (CAAFENF) is one of the selected programs from the Statute/Law Section combinations, Program Description must be entered. | Federal: R | ComplianceMonitoringIdentifier |
| CM1450 | The following Program Code(s) does not have a valid combination of Federal Statute Code, Program Code, and Law Section for a Federal Compliance Monitoring Activity: <Program Code value 1, Program Code value 2, ...Program Code value n>. | For each Program submitted, at least one combination of the following must exist in the XREF_PROGRAM_LAW_SECTION table: <ul style="list-style-type: none"> • Federal Statute • Law Section • Program • Activity_group_code = CMM | Federal: R | ComplianceMonitoringIdentifier |
| CM1451 | The following Law Section(s) does not have a valid combination of Federal Statute Code, Program Code, and Law Section for a Federal Compliance Monitoring Activity: <Law Section value 1, Law Section value 2, ...Law Section value n>. | For each Law Section submitted, at least one combination of the following must exist in the XREF_PROGRAM_LAW_SECTION table: <ul style="list-style-type: none"> • Federal Statute • Law Section • Program • Activity_group_code = CMM | Federal: R | ComplianceMonitoringIdentifier |
| CM115 | Compliance Inspection Type Code must exist for a Compliance Monitoring Activity. | Compliance Monitoring Type must exist. | State NPDES: N, C, R Federal: R | ComplianceMonitoringIdentifier |

| Error/Warning Code | Error/Warning Message | Reason for Error | Applicable Transaction Types | Key Fields of Record Affected |
|--------------------|---|--|------------------------------|--------------------------------|
| CM116 | The Compliance Activity Type Code cannot be changed. | <p>Compliance Activity Type (icis_activity.activity_type_code) cannot be changed.</p> <p>Note: This business rule is not checked for Replace transactions where the Compliance Monitoring Activity does not exist in ICIS. This rule is applied to State NPDES CMs through the fact that they can't submit activity type and thus is not checked by the application.</p> | Federal: R | ComplianceMonitoringIdentifier |
| CM120 | Compliance Inspection Type Code(s) <Compliance Inspection Type Code value 1, Compliance Inspection Type Code value 2,... Compliance Inspection Type Code value n> does not have an Activity Type Code of INS (Inspection/Evaluation), does not exist, or is inactive in the ICIS reference table. | Compliance Monitoring Type must be a valid (i.e., Active) code with an Activity_Type_Code = INS in the REF_COMP_MONITOR_TYPE table. | State NPDES: N, C, R | ComplianceMonitoringIdentifier |
| CM130 | Compliance Inspection Type Code(s) <Compliance Inspection Type Code value 1, Compliance Inspection Type Code value 2,... Compliance Inspection Type Code value n> does not have an Activity Type Code of <Activity Type Code value>, does not exist, or is inactive in the ICIS reference table. | Compliance Monitoring Type must be a valid (i.e., Active) code with an Activity_Type_Code = <Activity Type Code submitted> in the REF_COMP_MONITOR_TYPE table. | Federal: R | ComplianceMonitoringIdentifier |
| CM135 | Compliance Inspection Type Code(s) <Compliance Inspection Type Code value1, Compliance Inspection Type Code value 2, ... Compliance Inspection Type Code value n> is not valid for the Federal Statute CWA. | Compliance Monitoring Type must be a code where STATUTE_CODE = CWA in the XREF_STATUTE_COMP_MONITOR_TYPE table. | State NPDES: N, C, R | ComplianceMonitoringIdentifier |

| Error/Warning Code | Error/Warning Message | Reason for Error | Applicable Transaction Types | Key Fields of Record Affected |
|--------------------|--|--|------------------------------------|--------------------------------|
| CM140 | Compliance Inspection Type Code(s) <Compliance Monitoring Type Code value1, Compliance Monitoring Type Code value 2, ... Compliance Monitoring Type Code value n> does not exist in the ICIS reference table for the Federal Statute entered. | Compliance Monitoring Type must be valid for the associated Federal Statute entered by the user in the XREF_STATUTE_COMP_MONITOR_TYPE table. | Federal: R | ComplianceMonitoringIdentifier |
| CM150 | The following Compliance Inspection Type Code(s) submitted do not belong to the same Compliance Monitoring Category submitted in the XML: <Compliance Inspection Type Code value 1, Compliance Inspection Type Code value 2, ... Compliance Inspection Type Code value n>. | The Compliance Monitoring Type(s) submitted must belong to the same Compliance Monitoring Category that was submitted in the XML. | State NPDES: N, C, R Federal: R | ComplianceMonitoringIdentifier |
| CM151 | The Federal or State NPDES Compliance Monitoring Activity cannot have a Compliance Monitoring Type of TV ACC. | The Compliance Monitoring Type cannot be TV ACC. | State NPDES: N, C, R Federal: R | ComplianceMonitoringIdentifier |
| CM152 | The State NPDES Compliance Monitoring Activity cannot have a Compliance Monitoring Type of Stack Test. | The Compliance Monitoring Type cannot be Stack Test. | State NPDES: N, C, R | ComplianceMonitoringIdentifier |
| FPI135 | When Compliance Inspection Type Code = CST (Stack Test), no other Compliance Inspection Type Codes can be submitted. | If Compliance Monitoring Type = Stack Test, then it must be the only value submitted for Compliance Monitoring Type. | Federal: R | ComplianceMonitoringIdentifier |
| CM160 | Compliance Monitoring Activity Name must exist for a Federal Compliance Monitoring Inspection. | Compliance Monitoring Activity Name must exist. | Federal: R | ComplianceMonitoringIdentifier |
| CM170 | Compliance Monitoring Start Date must be less than or equal to the Compliance Monitoring Date <Compliance Monitoring Date value>. | Actual Start Date must be less than or equal to the Actual End Date if entered. | State NPDES: N, C, R Federal: R | ComplianceMonitoringIdentifier |
| CM180 | Compliance Monitoring Date must be less than or equal to the current date. | If entered, Actual End Date must be less than or equal to the current date. | State NPDES: N, C, R Federal: R | ComplianceMonitoringIdentifier |

| Error/Warning Code | Error/Warning Message | Reason for Error | Applicable Transaction Types | Key Fields of Record Affected |
|--------------------|--|--|---------------------------------------|--------------------------------|
| CM190 | Biomonitoring Inspection Method must exist because a Compliance Inspection Type Code = CBI (Biomonitoring) exists. | If a Compliance Monitoring Type of Biomonitoring exists, then Biomonitoring Compliance Monitoring Method must exist. | State NPDES: N, C, R Federal: R | ComplianceMonitoringIdentifier |
| CM200 | Biomonitoring Inspection Method <Biomonitoring Inspection Method value> does not exist or is inactive in the ICIS reference table. | Biomonitoring Compliance Monitoring Method must be a valid (i.e., Active) code in the REF_BIOMONITORING_METHOD table. | State NPDES: N, C, R Federal: R | ComplianceMonitoringIdentifier |
| CM210 | At least one Compliance Monitoring Action Reason Code must exist. | At least one Compliance Monitoring Action Reason must exist. | State NPDES: N, C, R Federal: R | ComplianceMonitoringIdentifier |
| CM220 | Compliance Monitoring Action Reason Code(s) <Compliance Monitoring Action Reason Code value 1, Compliance Monitoring Action Reason Code value 2, ... Compliance Monitoring Action Reason Code value n> does not have an Activity Type Code of INS (Inspection/Evaluation), does not exist, or is inactive in the ICIS reference table. | Compliance Monitoring Action Reason must be a valid (i.e., Active) code with an Activity_Type_Code = INS in the REF_ACTIVITY_PURPOSE table. | State NPDES: N, C, R | ComplianceMonitoringIdentifier |
| CM230 | Compliance Monitoring Action Reason Code(s) <Compliance Monitoring Action Reason Code value 1, Compliance Monitoring Action Reason Code value 2, ... Compliance Monitoring Action Reason Code value n> does not have an Activity Type Code of <Activity Type Code value>, does not exist, or is inactive in the ICIS reference table. | Compliance Monitoring Action Reason must be a valid (i.e., Active) code with an Activity_Type_Code = <Activity Type Code submitted> in the REF_ACTIVITY_PURPOSE table. | Federal: R | ComplianceMonitoringIdentifier |
| CM240 | At least one Compliance Monitoring Agency Type Code must exist. | At least one Compliance Monitoring Agency Type must exist. | State NPDES: N, C, R Federal: R | ComplianceMonitoringIdentifier |

| Error/Warning Code | Error/Warning Message | Reason for Error | Applicable Transaction Types | Key Fields of Record Affected |
|--------------------|---|--|------------------------------------|--------------------------------|
| CM250 | Compliance Monitoring Agency Type Code <Compliance Monitoring Agency Type Code value 1, Compliance Monitoring Agency Type Code value 2,... Compliance Monitoring Agency Type Code value n> does not have an Activity Group Code of CMM (Compliance Monitoring), does not exist, or is inactive in the ICIS reference table. | Compliance Monitoring Agency Type must be a valid (i.e., Active) code with an Activity_Group_Code = CMM in the REF_AGENCY_TYPE table. | State NPDES: N, C, R Federal: R | ComplianceMonitoringIdentifier |
| CM260 | Compliance Monitoring Agency Code <Compliance Monitoring Agency Code value> does not exist or is inactive in the ICIS reference table. | Compliance Monitoring Agency Name must be a valid (i.e., Active) code in the REF_AGENCY table. | State NPDES: N, C, R Federal: R | ComplianceMonitoringIdentifier |
| CM270 | Program Code <Program Code value 1, Program Code value 2,... Program Code value n> does not have NPDES Program Flag = Y (Yes), does not exist, or is inactive in the ICIS reference table. | Programs must be a valid (i.e., Active) code with a program_category_code = NPDES in the REF_PROGRAM table. | State NPDES: N, C, R | ComplianceMonitoringIdentifier |
| CM280 | Program Code <Program Code value 1, Program Code value 2, ... Program Code value n> does not exist or is inactive in the ICIS reference table. | Program Code must be a valid (i.e., Active) code in the REF_PROGRAM table. | Federal: R | ComplianceMonitoringIdentifier |
| CM290 | Program Code must exist. | Program Code must exist. | Federal: R | ComplianceMonitoringIdentifier |
| CM310 | EPA Assistance Indicator must exist because Compliance Monitoring Agency Type Code is not EPA (U.S. EPA). | "Did EPA Assist?" must exist if any value except U.S. EPA exists for Compliance Monitoring Agency Type. | Federal: R | ComplianceMonitoringIdentifier |
| CM320 | Joint Inspection Reason Code must exist because State Federal Joint Indicator = J (Joint). | If "Was this a State, Federal, or Joint (State/Federal) Compliance Monitoring Activity?" = Joint, then "What was the purpose of the participation of the other party?" must exist. | State NPDES: N, C, R Federal: R | ComplianceMonitoringIdentifier |

| Error/Warning Code | Error/Warning Message | Reason for Error | Applicable Transaction Types | Key Fields of Record Affected |
|--------------------|---|---|---------------------------------------|--------------------------------|
| CM330 | Joint Inspection Reason Code <Joint Inspection Reason Code value> does not exist or is inactive in the ICIS reference table. | "If Joint, what was the purpose of the participation of the other party?" must be a valid (i.e., Active) code in the REF_JOINT_INSPECTION_PURPOSE table. | State NPDES: N, C, R Federal: R | ComplianceMonitoringIdentifier |
| CM340 | Lead Party must exist because State Federal Joint Indicator = J (Joint). | If "Was this a State, Federal, or Joint (State/Federal) Compliance Monitoring Activity?" = Joint, then "Which party had the lead?" must exist. | State NPDES: N, C, R Federal: R | ComplianceMonitoringIdentifier |
| CM350 | Compliance Monitoring Action Outcome Code <Compliance Monitoring Action Outcome Code value> does not have an Activity Type Code of INS (Inspection/Evaluation), does not exist, or is inactive in the ICIS reference table. | Compliance Monitoring Action Outcome must be a valid (i.e., Active) code with an Activity_Type_Code = INS in the REF_ACTIVITY_OUTCOME table. | State NPDES: N, C, R | ComplianceMonitoringIdentifier |
| CM360 | Compliance Monitoring Action Outcome Code <Compliance Monitoring Action Outcome Code value> does not have an Activity Type Code of <Activity Type Code value>, does not exist, or is inactive in the ICIS reference table. | Compliance Monitoring Action Outcome must be a valid (i.e., Active) code with an Activity_Type_Code = <Activity Type Code submitted> in the REF_ACTIVITY_OUTCOME table. | Federal: R | ComplianceMonitoringIdentifier |
| CM370 | Inspection Rating Code <Inspection Rating Code value> does not exist or is inactive in the ICIS reference table. | Compliance Monitoring Rating Code must be a valid (i.e., Active) code in the REF_INSP_RATING table. | State NPDES: N, C, R Federal: R | ComplianceMonitoringIdentifier |
| CM380 | National Priorities Code <National Priorities Code value 1, National Priorities Code value 2, ... National Priorities Code value n> does not have a Region Code of HQ (Headquarters), does not exist, or is inactive in the ICIS reference table. | OECA National Priority must be a valid (i.e., Active) code with a Region_Code = HQ in the REF_PRIORITY table. | State NPDES: N, C, R Federal: R | ComplianceMonitoringIdentifier |
| CM385 | Federal Facility Indicator < Federal Facility Indicator value> is not valid for Compliance Monitoring Activities, does not exist, or is inactive in the ICIS reference table. | Federal Facility Activity must be a valid (i.e., Active) code with a Cross_Media_Indicator_Type = FFI in the REF_CROSS_MEDIA_INDICATOR table. | State NPDES: N, C, R Federal: R | ComplianceMonitoringIdentifier |

| Error/Warning Code | Error/Warning Message | Reason for Error | Applicable Transaction Types | Key Fields of Record Affected |
|--------------------|--|---|------------------------------|--------------------------------|
| GC010 | The Government Contact(s) identified by Electronic Address Text <Electronic Address Text value 1, Electronic Address Text value 2, ... Electronic Address Text value n> does not exist in ICIS. | The Government Contact identified by Email Address must exist in ICIS. | Federal: R | ComplianceMonitoringIdentifier |
| GC020 | Affiliation Type Text <Affiliation Type Text value 1, Affiliation Type Text value 2, ... Affiliation Type Text value n> does not have an Affiliation Category of Government, does not exist, or is inactive in the ICIS reference table. | For Government Contact, the Affiliation Type must be a valid (i.e., Active) code with an Affiliation_Category = Government in the REF_AFFILIATION_TYPE table. | Federal: R | ComplianceMonitoringIdentifier |
| GC030 | Affiliation Type Text <Affiliation Type Text value 1, Affiliation Type Text value 2, ... Affiliation Type Text value n> is not valid for <Submission Type value>. | For Government Contact, the Affiliation Type must have an App_Module_Code = IPN (Inspections) in the XREF_AFFILIATION_MODULE table. | Federal: R | ComplianceMonitoringIdentifier |
| GC050 | For one or more Government Contacts, both asterisks and values were entered in the required tags. The required tags must contain either all asterisks or all values. | Asterisks must be entered in all required tags to blank out all Government Contacts. If asterisks are only entered in some required tags and values are entered in other required tags, the transaction will be rejected. | Federal: R | ComplianceMonitoringIdentifier |
| CM400 | Compliance Monitoring Planned Start Date must be less than or equal to the Compliance Monitoring Planned End Date. | Planned Start Date must be less than or equal to the Planned End Date. | Federal: R | ComplianceMonitoringIdentifier |
| CM420 | The Region in the first two characters of the Compliance Monitoring Identifier <first two characters of Compliance Monitoring identifier> does not exist, or is inactive in the ICIS reference table. | The first two characters of the Compliance Monitoring Identifier must be a valid (i.e., Active) code in the REF_REGION table. | Federal: R | ComplianceMonitoringIdentifier |
| CM428 | The State in the first two characters of the Compliance Monitoring Identifier <first two characters of unique identifier> does not exist, or is inactive in the ICIS reference table. | The first two characters of the Compliance Monitoring Identifier must be a valid (i.e., Active) code in the REF_STATE table. Note: This business rule is not checked for Replace transactions where the Compliance Monitoring Activity already exists in ICIS. | State NPDES: N, R | ComplianceMonitoringIdentifier |

| Error/Warning Code | Error/Warning Message | Reason for Error | Applicable Transaction Types | Key Fields of Record Affected |
|--------------------|---|--|-------------------------------------|--------------------------------|
| CM429 | The third through fifth characters of the Compliance Monitoring Identifier must be 000 for a Federal or NPDES State Compliance Monitoring Activity. | The third through fifth characters of the Compliance Monitoring Identifier must be 000 for a Federal or State NPDES Compliance Monitoring Activity. Note: This business rule is not checked for Replace transactions where the Compliance Monitoring Activity already exists in ICIS. | State NPDES: N, R Federal: R | ComplianceMonitoringIdentifier |
| CM430 | The sixth character of the Compliance Monitoring Identifier must be F for a Federal Compliance Monitoring Activity. | The sixth character of the Compliance Monitoring Identifier must be F for a Federal Compliance Monitoring Activity. Note: This business rule is not checked for Replace transactions where the Compliance Monitoring Activity already exists in ICIS. | Federal: R | ComplianceMonitoringIdentifier |
| CM431 | The sixth character of the Compliance Monitoring Identifier must be N for a State NPDES Compliance Monitoring Activity. | The sixth character of the Compliance Monitoring Identifier must be N for a State NPDES Compliance Monitoring Activity. Note: This business rule is not checked for Replace transactions where the Compliance Monitoring Activity already exists in ICIS. | State NPDES: N, R | ComplianceMonitoringIdentifier |
| CM440 | Law Section must exist. | Law Section must exist. | Federal: R | ComplianceMonitoringIdentifier |
| CM450 | Law Section Code(s) <Law Section Code value 1, Law Section Code value 2,... Law Section Code value n>, does not exist, or is inactive in the ICIS reference table for the Federal Statute Code. | The combination of Law Section and Federal Statute must represent a valid (i.e., Active) code in the REF_LAW_SECTION table. | Federal: R | ComplianceMonitoringIdentifier |
| CM470 | Media Monitored <Media Monitored value> does not exist or is inactive in the ICIS reference table. | Media Monitored must be a valid (i.e., Active) code in the REF_MEDIA table. | Federal: R | ComplianceMonitoringIdentifier |

| Error/Warning Code | Error/Warning Message | Reason for Error | Applicable Transaction Types | Key Fields of Record Affected |
|--------------------|---|--|------------------------------|--------------------------------|
| CM480 | Regional Priority Code <Regional Priorities Code value 1, Regional Priorities Code value 2, Regional Priorities Code value n> does not have a Region Code of <EPA Region Code Value>, does not exist, or is inactive in the ICIS reference table. | If Region does not = HQ, then Regional Priority must be a valid (i.e., Active) code with a Region_Code = <Region submitted> in the REF_PRIORITY table. | Federal: R | ComplianceMonitoringIdentifier |
| CM490 | Regional Priority Code <Regional Priority Code value 1, Regional Priority Code value 2, Regional Priority Code value n> has a Region Code of HQ, does not exist, or is inactive in the ICIS reference table. | If Region = HQ, then Regional Priority must be a valid (i.e., Active) code with a Region_Code not = HQ in the REF_PRIORITY table. | Federal: R | ComplianceMonitoringIdentifier |
| CM500 | SIC Code <SIC Code value 1, SIC Code value 2,...SIC Code value n> does not exist or is inactive in the ICIS reference table. | SIC Code must be a valid (i.e., Active) code in the REF_SIC table. | Federal: R | ComplianceMonitoringIdentifier |
| CM510 | NAICS Code <NAICS Code value 1, NAICS Code value 2,... NAICS Code value n> does not exist or is inactive in the ICIS reference table. | NAICS Code must be a valid (i.e., Active) code in the REF_NAICS table. | Federal: R | ComplianceMonitoringIdentifier |
| FPI114 | Lead Agency Code <Lead Agency Code value> does not have an Activity Group Code of CMM (Compliance Monitoring), does not exist, or is inactive in the ICIS reference table. | Lead Agency must be a valid (i.e., Active) code with an Activity_Group_Code = CMM in the REF_AGENCY_TYPE table. | Federal: R | ComplianceMonitoringIdentifier |

| Error/Warning Code | Error/Warning Message | Reason for Error | Applicable Transaction Types | Key Fields of Record Affected |
|--------------------|---|--|------------------------------|--------------------------------|
| CM520 | The following must not exist because Compliance Monitoring Activity Type Code is Investigation (INV), Information Request (INF), or Offsite Record Review (OSR): (Deficiencies Observed Indicator, Deficiency Observed Code, Deficiency Communicated To Facility Indicator, Facility Action Observed Indicator, Corrective Action Code, Air Pollutant Code and/or Water Pollutant Code, National Policy General Assistance Indicator, National Policy Site Specific Assistance Indicator). | The following fields cannot exist if the Compliance Activity Type = Investigation (INV), Information Request (INF), or Offsite Record Review (OSR): <ul style="list-style-type: none"> • Did you observe deficiencies (potential violations) during the on-site Inspection • Deficiencies observed • If you observed deficiencies, did you communicate the deficiencies to the Facility during the Inspection? • Did you observe the Facility take any actions during the inspection to address the deficiencies noted? • If yes, what actions were taken? • Water Pollutants • Air Pollutants • Did you provide general Compliance Assistance in accordance with the policy on the role of the EPA Inspector in providing Compliance Assistance during inspections? • Did you provide site-specific Compliance Assistance in accordance with the policy on the role of the EPA Inspector in providing Compliance Assistance during the Inspection? | Federal: R | ComplianceMonitoringIdentifier |
| CM530 | The following must exist because Deficiencies Observed Indicator = Y (Yes): (Deficiencies Observed Code, Deficiency Communicated To Facility Indicator). | If 'Did you observe deficiencies (potential violations) during the on-site Inspection' = Yes, the following fields must exist: <ul style="list-style-type: none"> • Deficiencies observed • If you observed deficiencies, did you communicate the deficiencies to the Facility during the Inspection? | Federal: R | ComplianceMonitoringIdentifier |

| Error/Warning Code | Error/Warning Message | Reason for Error | Applicable Transaction Types | Key Fields of Record Affected |
|--------------------|--|--|------------------------------|--------------------------------|
| CM540 | The following cannot exist because Deficiencies Observed Indicator = N (No): (Deficiencies Observed Code, Deficiency Communicated To Facility Indicator, Facility Action Observed Indicator, Corrective Action Code, Air Pollutant Code and/or Water Pollutant Code). | If 'Did you observe deficiencies (potential violations) during the on-site Inspection' = No, the following fields cannot exist: <ul style="list-style-type: none"> Deficiencies observed If you observed deficiencies, did you communicate the deficiencies to the Facility during the Inspection? Did you observe the Facility take any actions during the inspection to address the deficiencies noted? If yes, what actions were taken? Water Pollutants Air Pollutants | Federal: R | ComplianceMonitoringIdentifier |
| CM550 | Deficiencies Observed Code(s) <Deficiencies Observed Code value 1, Deficiencies Observed Code value 2,... Deficiencies Observed Code value n>, does not exist, or is inactive in the ICIS reference table. | Deficiencies observed must be a valid (i.e., Active) code in the REF_DEFICIENCY table. | Federal: R | ComplianceMonitoringIdentifier |
| CM560 | Facility Action Observed Indicator must exist because Deficiency Communicated To Facility Indicator = Y (Yes). | If 'If you observed deficiencies, did you communicate the deficiencies to the Facility during the Inspection?' = Yes, 'Did you observe the Facility take any actions during the inspection to address the deficiencies noted?' must exist. | Federal: R | ComplianceMonitoringIdentifier |
| CM570 | The following cannot exist because Deficiency Communicated To Facility Indicator = N (No): (Facility Action Observed Indicator, Corrective Action Code, Air Pollutant Code and/or Water Pollutant Code). | If 'If you observed deficiencies, did you communicate the deficiencies to the Facility during the Inspection?' = No, the following fields cannot exist: <ul style="list-style-type: none"> Did you observe the Facility take any actions during the inspection to address the deficiencies noted? If yes, what actions were taken? Water Pollutants Air Pollutants | Federal: R | ComplianceMonitoringIdentifier |

| Error/Warning Code | Error/Warning Message | Reason for Error | Applicable Transaction Types | Key Fields of Record Affected |
|--------------------|--|--|------------------------------|--------------------------------|
| CM580 | Corrective Action Code must exist because Facility Action Observed Indicator = Y (Yes) | If 'Did you observe the Facility take any actions during the inspection to address the deficiencies noted?' = Yes, 'If yes, what actions were taken' must exist. | Federal: R | ComplianceMonitoringIdentifier |
| CM590 | The following cannot exist because Facility Action Observed Indicator = N (No): (Corrective Action Code, Air Pollutant Code and/or Water Pollutant Code). | If 'Did you observe the Facility take any actions during the inspection to address the deficiencies noted?' = No, the following fields cannot exist: <ul style="list-style-type: none"> • If yes, what actions were taken? • Water Pollutants • Air Pollutants | Federal: R | ComplianceMonitoringIdentifier |
| CM600 | Corrective Action Code <Corrective Action Code value 1, Corrective Action Code value 2, Corrective Action Code value n> does not have an Activity Group Code of CMM (Compliance Monitoring), does not exist, or is inactive in the ICIS reference table. | 'If yes, what actions were taken?' must be a valid (i.e., Active) code with Activity_Group_Code = CMM in the REF_CORRECTIVE_ACTION table. | Federal: R | ComplianceMonitoringIdentifier |
| CM610 | Air Pollutant Code <Air Pollutant Code value 1, Air Pollutant Code value 2, ... Air Pollutant Code value n> does not have a Pollutant Category Code of Air, does not exist, or is inactive in the ICIS reference table. | Air Pollutants must be a valid (i.e., Active) code with Pollutant_Category_Code = AIR in the REF_POLLUTANT table. | Federal: R | ComplianceMonitoringIdentifier |
| CM620 | Water Pollutant Code <Water Pollutant Code value 1, Water Pollutant Code value 2, ... Water Pollutant Code value n> does not have a Pollutant Category Code of WTR, does not exist, or is inactive in the ICIS reference table. | Water Pollutants must be a valid (i.e., Active) code with Pollutant_Category_Code = WTR in the REF_POLLUTANT table. | Federal: R | ComplianceMonitoringIdentifier |
| CM630 | Either Water Pollutant Code or Air Pollutant Code must exist because Corrective Action Code = 1 (Reduced Pollution) or Corrective Action Code = 10 (Reduced Pollution). | If 'If yes, what actions were taken?' = Reduced Pollution, one of the following fields must exist: <ul style="list-style-type: none"> • Water Pollutants • Air Pollutants | Federal: R | ComplianceMonitoringIdentifier |

| Error/Warning Code | Error/Warning Message | Reason for Error | Applicable Transaction Types | Key Fields of Record Affected |
|--------------------|---|--|------------------------------|--------------------------------|
| CM640 | Water Pollutant Code and/or Air Pollutant Code cannot exist because Corrective Action Code exists and does not = 1 (Reduced Pollution) or does not = 10 (Reduced Pollution). | If 'If yes, what actions were taken?' exists and does not = Reduced Pollution, the following fields cannot exist: <ul style="list-style-type: none"> Water Pollutants Air Pollutants | Federal: R | ComplianceMonitoringIdentifier |
| CM650 | Sub Activity Type Code <Sub Activity Type Code value 1, Sub Activity Type Code value 2,... Sub Activity Type Code value n> does not have an Activity Type Code of <Activity Type Code value>, does not exist, or is inactive in the ICIS reference table. | Sub Activity Type must be a valid (i.e., Active) code with Activity_Type_Code = <Activity Type Code submitted> in the REF_SUB_ACTIVITY_TYPE table <i>and an Activity_Filter_Code in REF_ACTIVITY_FILTER where Federal_Flag = 'Y'.</i> | Federal: R | ComplianceMonitoringIdentifier |
| CM660 | Sub Activity Date must be less than or equal to the current date. | Sub Activity Actual Date must be less than or equal to the current date. | Federal: R | ComplianceMonitoringIdentifier |
| CM1460 | The following Program Code(s) cannot be removed because they represent Special Regulatory Program(s): <Program Code value 1, Program Code value 2,... Program Code value n>. | The following Programs cannot be removed because they represent Special Regulatory Programs: <ul style="list-style-type: none"> NPDES - Concentrated Animal Feeding Operations (CAFOs) NPDES – Combined Sewer Overflows (CSO) NPDES – Pretreatment NPDES – Sanitary Sewer Overflow (SSO) NPDES – Stormwater – Construction NPDES – Stormwater – Non-Construction NPDES – Stormwater – MS4 | State NPDES: C | ComplianceMonitoringIdentifier |
| CM1461 | The following Program Code(s) must not exist because they represent Special Regulatory Program(s) for Federal Statute of CWA only: <Program Code value 1, Program Code value 2,... Program Code value n>. | The Federal Statute must be CWA if Special Regulatory Programs fields exist. | Federal: R | ComplianceMonitoringIdentifier |

| Error/Warning Code | Error/Warning Message | Reason for Error | Applicable Transaction Types | Key Fields of Record Affected |
|--------------------|---|--|---------------------------------------|--------------------------------|
| CM670 | Program Code must = CWACAFO (NPDES - Concentrated Animal Feeding Operations) because CAFO Special Regulatory Program data exist. | If any CAFO Special Regulatory Program data exist, Programs must = NPDES – Concentrated Animal Feeding Operations (CAFOs). | State NPDES: N, C, R Federal: R | ComplianceMonitoringIdentifier |
| CM680 | CAFO Special Regulatory Program data must exist because Program Code = CWACAFO (NPDES - Concentrated Animal Feeding Operations). | If Programs = NPDES – Concentrated Animal Feeding Operations (CAFOs), CAFO Special Regulatory Program data must exist. | State NPDES: N, C, R Federal: R | ComplianceMonitoringIdentifier |
| CM1470 | Discharges During Year Production Area Indicator < Discharges During Year Production Area Indicator value> does not exist or is inactive in the ICIS reference table. | Discharges During Year From Production Area must be a valid (i.e., Active) code in the REF_AUTHORIZED_DISCHARGE table. | State NPDES: N, C, R Federal: R | ComplianceMonitoringIdentifier |
| CM690 | CAFO Classification Code <CAFO Classification Code value> does not exist or is inactive in the ICIS reference table. | CAFO Classification must be a valid (i.e., Active) code in the REF_CAFO_CLASSIFICATION table. | State NPDES: N, C, R Federal: R | ComplianceMonitoringIdentifier |
| CM700 | The following field(s) must exist because Is the Animal Facility Type CAFO Indicator = Yes: (CAFO Classification Code, CAFO Designation Date). Note: <ul style="list-style-type: none">In the message above, all XML tags that may have this error are listed in parentheses. Only the tags for which this error occurs will be included in the actual error message.Parentheses will not display in the error messages; they just indicate that the message is dynamic. | If “Is the Animal Facility Type a CAFO?” = Yes, CAFO Classification and CAFO Designation Date must exist. | State NPDES: N, C, R Federal: R | ComplianceMonitoringIdentifier |
| CM710 | CAFO Designation Reason Text must exist because Is the Animal Facility Type CAFO Indicator = Y (Yes) and CAFO Classification Code = S (Small). | If “Is the Animal Facility Type a CAFO?” = Yes and CAFO Classification = Small, Designation Reason must exist. | State NPDES: N, C, R Federal: R | ComplianceMonitoringIdentifier |
| CM720 | CAFO Designation Date must be less than or equal to the current date. | If CAFO Designation Date exists, it must be less than or equal to the current date. | State NPDES: N, C, R Federal: R | ComplianceMonitoringIdentifier |

| Error/Warning Code | Error/Warning Message | Reason for Error | Applicable Transaction Types | Key Fields of Record Affected |
|--------------------|--|--|---------------------------------------|--------------------------------|
| CM730 | NMP Developed Date must exist because Does the facility have an NMP Developed Certified Planner Approved Indicator = Y (Yes). | If “Does the facility have an NMP developed or approved by a certified planner?” = Yes, NMP Developed Date must exist. | State NPDES: N, C, R Federal: R | ComplianceMonitoringIdentifier |
| CM740 | NMP Developed Date must be less than or equal to the current date. | NMP Developed Date must be less than or equal to the current date. | State NPDES: N, C, R Federal: R | ComplianceMonitoringIdentifier |
| CM750 | NMP Last Updated Date must be less than or equal to the current date. | NMP Last Updated Date must be less than or equal to the current date. | State NPDES: N, C, R Federal: R | ComplianceMonitoringIdentifier |
| CM760 | EMS Developed Date must be less than or equal to the current date. | EMS Developed Date must be less than or equal to the current date. | State NPDES: N, C, R Federal: R | ComplianceMonitoringIdentifier |
| CM770 | EMS Last Updated Date must be less than or equal to the current date. | EMS Last Updated Date must be less than or equal to the current date. | State NPDES: N, C, R Federal: R | ComplianceMonitoringIdentifier |
| CM780 | Animal Type Code <Animal Type Code value 1, Animal Type Code value 2, ... Animal Type Code value n> does not exist or is inactive in the ICIS reference table. | Animal Type must be a valid (i.e., Active) code in the REF_ANIMAL_TYPE table. | State NPDES: N, C, R Federal: R | ComplianceMonitoringIdentifier |
| CM790 | Animal Type Code(s) <Animal Type Code value 1, Animal Type Code value 2, ... Animal Type Code value n> must be entered only once for Animal Type values. | The Animal Type Code entered must be unique for Animal Type. | State NPDES: N, C, R Federal: R | ComplianceMonitoringIdentifier |
| CM800 | Other Animal Type Name must be entered because Animal Type Code = OTH (Other). | If Animal Type = Other, Animal Type Other Description must exist. | State NPDES: N, C, R Federal: R | ComplianceMonitoringIdentifier |
| CM810 | Animal Type Code must = OTH (Other) because Other Animal Type Name exists. | If Animal Type Other Description exists, then Animal Type must = Other. | State NPDES: N, C, R Federal: R | ComplianceMonitoringIdentifier |

| Error/Warning Code | Error/Warning Message | Reason for Error | Applicable Transaction Types | Key Fields of Record Affected |
|--------------------|--|--|---------------------------------------|--------------------------------|
| CM820 | Total Number Each Livestock must be entered for Animal Type Code(s) <Animal Type Code value 1, Animal Type Code value 2, ...Animal Type Code value n> and be greater than zero. | For each Animal Type entered, Total Number must exist and be greater than zero. | State NPDES: N, C, R Federal: R | ComplianceMonitoringIdentifier |
| CM830 | For Animal Type Code(s) <Animal Type Code value 1, Animal Type Code value 2, ... Animal Type Code value n>, Open Confinement Count plus Housed Under Roof Confinement Count must = Total Number. | For each Animal Type entered, Open Confinement Count plus Housed Under Roof Confinement Count must = Total Number. Note: Either Open Confinement Count or Housed Under Roof Count may be blank provided Total Number = the sum of the values that were entered. | State NPDES: N, C, R Federal: R | ComplianceMonitoringIdentifier |
| CM840 | Manure Litter Processed Wastewater Storage Type <Manure Litter Processed Wastewater Storage Type value 1, Manure Litter Processed Wastewater Storage Type value 2, ... Manure Litter Processed Wastewater Storage Type value n> does not exist or is inactive in the ICIS reference table. | "Manure, Litter, and Processed Wastewater Storage Type" must be a valid (i.e., Active) code in the REF_STORAGE_TYPE table. | State NPDES: N, C, R Federal: R | ComplianceMonitoringIdentifier |
| CM850 | Manure, Litter, and Processed Wastewater Storage Type(s) <Manure, Litter, and Processed Wastewater Storage Type value 1, Manure, Litter, and Processed Wastewater Storage Type value 2, ... Manure, Litter, and Processed Wastewater Storage Type value n> must be entered only once for Manure, Litter, and Processed Wastewater Storage Type values. | The "Manure, Litter, and Processed Wastewater Storage Type" entered must be unique for "Manure, Litter, and Processed Wastewater Storage Type". | State NPDES: N, C, R Federal: R | ComplianceMonitoringIdentifier |

| Error/Warning Code | Error/Warning Message | Reason for Error | Applicable Transaction Types | Key Fields of Record Affected |
|--------------------|--|---|---------------------------------------|--------------------------------|
| CM860 | <p>Storage Total Capacity Measure and Days of Storage must exist for Manure Litter Processed Wastewater Storage Type <Manure Litter Processed Wastewater Storage Type value 1, Manure Litter Processed Wastewater Storage Type value 2, ...Manure Litter Processed Wastewater Storage Type value n>.</p> <p>Note:</p> <ul style="list-style-type: none"> In the message above, all XML tags that may have this error are listed in parentheses. Only the tags for which this error occurs will be included in the actual error message. Parentheses will not display in the error messages; they just indicate that the message is dynamic. | For each "Manure, Litter, and Processed Wastewater Storage Type" entered, Storage Total Capacity Measure and Days of Storage must exist unless the "Manure, Litter, and Processed Wastewater Storage Type" = None. | State NPDES: N, C, R Federal: R | ComplianceMonitoringIdentifier |
| CM1440 | The following cannot exist because Manure Litter Processed Wastewater Storage Type = None: (Storage Total Capacity Measure, Days of Storage). | <p>If "Manure, Litter, and Processed Wastewater Storage Type" = None, the following fields cannot exist:</p> <ul style="list-style-type: none"> Storage Total Capacity Measure Days of Storage. | State NPDES: N, C, R Federal: R | ComplianceMonitoringIdentifier |
| CM870 | Other Storage Type Name must be entered because Manure Litter Processed Wastewater Storage Type = OTH (Other). | If "Manure, Litter, and Processed Wastewater Storage Type" = Other, "Manure, Litter, and Processed Wastewater Storage Type, Other Description" must exist. | State NPDES: N, C, R Federal: R | ComplianceMonitoringIdentifier |
| CM880 | Manure Litter Processed Wastewater Storage Type must = OTH (Other) because Other Storage Type Name exists. | If "Manure, Litter, and Processed Wastewater Storage Type Other Description" exists, then "Manure, Litter, and Processed Wastewater Storage Type" must = Other. | State NPDES: N, C, R Federal: R | ComplianceMonitoringIdentifier |

| Error/Warning Code | Error/Warning Message | Reason for Error | Applicable Transaction Types | Key Fields of Record Affected |
|--------------------|--|--|---------------------------------------|--------------------------------|
| CM890 | Containment Type Code <Containment Type Code value 1, Containment Type Code value 2, ... Containment Type Code value n> does not exist or is inactive in the ICIS reference table. | Containment Type must be a valid (i.e., Active) code in the REF_CONTAINMENT_TYPE table. | State NPDES: N, C, R Federal: R | ComplianceMonitoringIdentifier |
| CM900 | Containment Type Code(s) <Containment Type Code value 1, Containment Type Code value 2, ... Containment Type Code value n> must be entered only once for Containment Type values. | The Containment Type Code entered must be unique for Containment Type. | State NPDES: N, C, R Federal: R | ComplianceMonitoringIdentifier |
| CM910 | Containment Capacity Number must be entered for Containment Type Code <Containment Type Code value 1, Containment Type Code value 2, ... Containment Type Code value n>. | For each Containment Type entered, Total Capacity must exist. | State NPDES: N, C, R Federal: R | ComplianceMonitoringIdentifier |
| CM920 | Other Containment Type Name must be entered because Containment Type Code = OTH (Other). | If Containment Type = Other, Containment Type Other Description must exist. | State NPDES: N, C, R Federal: R | ComplianceMonitoringIdentifier |
| CM930 | Containment Type Code must = OTH (Other) because Other Containment Type Name is entered. | If Containment Type Other Description exists, Containment Type must = Other. | State NPDES: N, C, R Federal: R | ComplianceMonitoringIdentifier |
| CM940 | Land Application BMP Type Code <Land Application BMP Type Code value 1, Land Application BMP Type Code value 2, ... Land Application BMP Type Code value n> does not exist or is inactive in the ICIS reference table. | Land Application BMP Type must be a valid (i.e., Active) code in the REF_BMP table. | State NPDES: N, C, R Federal: R | ComplianceMonitoringIdentifier |
| CM950 | Land Application BMP Type Code(s) <Land Application BMP Type Code value 1, Land Application BMP Type Code value 2, ... Land Application BMP Type Code value n> must be entered only once for Land Application BMP Type values. | The Land Application BMP Type Code entered must be unique for Land Application BMP Type. | State NPDES: N, C, R Federal: R | ComplianceMonitoringIdentifier |

| Error/Warning Code | Error/Warning Message | Reason for Error | Applicable Transaction Types | Key Fields of Record Affected |
|--------------------|---|---|---------------------------------------|--------------------------------|
| CM960 | Other Land Application BMP Type Name must be entered because Land Application BMP Type Code = OTH (Other). | If Land Application BMP Type = Other, Land Application BMP Type Other Description must exist. | State NPDES: N, C, R Federal: R | ComplianceMonitoringIdentifier |
| CM970 | Land Application BMP Type Code must = OTH (Other) because Other Land Application BMP Type Name is entered. | If Land Application BMP Type Other Description exists, Land Application BMP Type must = Other. | State NPDES: N, C, R Federal: R | ComplianceMonitoringIdentifier |
| CM980 | CAFO Inspection Violation Type Code <CAFO Inspection Violation Type Code value 1, CAFO Inspection Violation Type Code value 2,... CAFO Inspection Violation Type Code value n> does not exist or is inactive in the ICIS reference table. | Violation Type must be a valid (i.e., Active) code in the REF_CAFO_VIOLATION_TYPE table. | State NPDES: N, C, R Federal: R | ComplianceMonitoringIdentifier |
| CM990 | Program Code must = CWACSO (NPDES – Combined Sewer Overflows) because CSO Special Regulatory Program data exist. | If any CSO Special Regulatory Program data exist, Programs must = NPDES – Combined Sewer Overflows (CSO). | State NPDES: N, C, R Federal: R | ComplianceMonitoringIdentifier |
| CM1000 | CSO Special Regulatory Program data must exist because Program Code = CWACSO (NPDES – Combined Sewer Overflows). | If Programs = NPDES – Combined Sewer Overflows (CSO), CSO Special Regulatory Program data must exist. | State NPDES: N, C, R Federal: R | ComplianceMonitoringIdentifier |
| CM1010 | CSO Event Date must exist for a CSO Special Regulatory Program. | CSO Overflow Event Date must exist. | State NPDES: N, C, R Federal: R | ComplianceMonitoringIdentifier |
| CM1020 | At least one of the following must be entered: Permitted Feature Identifier, Latitude Measure and Longitude Measure, or CSO Overflow Location Street. | At least one of the following must exist in a CSO Special Regulatory Program: <ul style="list-style-type: none"> • Permitted Feature Identifier. • CSO Overflow Location Latitude and Longitude. • CSO Overflow Location Street Address. | State NPDES: N, C, R Federal: R | ComplianceMonitoringIdentifier |
| CM1025 | Latitude Measure <Latitude Measure value> must be greater than or equal to -90 and less than or equal to 90. | CSO Overflow Location Latitude must be greater than or equal to -90 and less than or equal to 90. | State NPDES: N, C, R Federal: R | ComplianceMonitoringIdentifier |

| Error/Warning Code | Error/Warning Message | Reason for Error | Applicable Transaction Types | Key Fields of Record Affected |
|--------------------|--|--|---------------------------------------|--------------------------------|
| CM1026 | Longitude Measure <Longitude Measure value> must be greater than or equal to -180 and less than or equal to 180. | CSO Overflow Location Longitude must be greater than or equal to -180 and less than or equal to 180. | State NPDES: N, C, R Federal: R | ComplianceMonitoringIdentifier |
| CM1030 | 1) Latitude Measure must be entered because Longitude Measure has been entered. 2) Longitude Measure must be entered because Latitude Measure has been entered. | CSO Overflow Location Latitude must be entered if Longitude is entered and vice versa. | State NPDES: N, C, R Federal: R | ComplianceMonitoringIdentifier |
| CM1040 | The Permitted Feature Identifier <Permitted Feature Identifier value> does not exist for the Permit in ICIS. | If Permitted Feature Identifier is entered, it must exist in ICIS for the Permit identified by the NPDES ID. | State NPDES: N, C, R Federal: R | ComplianceMonitoringIdentifier |
| CM1050 | Program Code must = CWAPRTRT (NPDES - Pretreatment) because Pretreatment Special Regulatory Program data exist. | If any Pretreatment Special Regulatory Program data exist, Programs must = NPDES – Pretreatment. | State NPDES: N, C, R Federal: R | ComplianceMonitoringIdentifier |
| CM1060 | Pretreatment Special Regulatory Program data must exist because Program Code = CWAPRTRT (NPDES – Pretreatment). | If Programs = NPDES – Pretreatment, at least one Pretreatment Special Regulatory Program data field must exist other than the fields that are defaulted by the system. | State NPDES: N, C, R Federal: R | ComplianceMonitoringIdentifier |

| Error/Warning Code | Error/Warning Message | Reason for Error | Applicable Transaction Types | Key Fields of Record Affected |
|--------------------|--|---|--|--------------------------------|
| CM1070 | <p>The following cannot exist because Number of SIUs does not exist: (SIUs Without Control Mechanism, SIUs Not Inspected, SIUs Not Sampled, SIUs SNC With Pretreatment Standards, SIUs SNC With Reporting Requirement, SIUs SNC With Pretreatment Schedule, SIUs SNC Published In Newspaper, SIUs On Schedule, Violation Notices Issued to SIUs, Administrative Orders Issued to SIUs, Civil Suits Filed Against SIUs, Criminal Suits Filed Against SIUs).</p> <p>Note:</p> <ul style="list-style-type: none"> In the message above, all XML tags that may have this error are listed in parentheses. Only the tags for which this error occurs will be included in the actual error message. Parentheses will not display in the error messages; they just indicate that the message is dynamic. | <p>SIUs must exist if any of the following fields exist:</p> <ul style="list-style-type: none"> SIUs Without Control Mechanism. SIUs Not Inspected. SIUs Not Sampled. SIUs in SNC with Pretreatment Standards. SIUs in SNC with Reporting Requirements. SIUs in SNC with Pretreatment Schedule. SIUs in SNC Published in Newspaper. SIUs on Schedules. Violation Notices Issued to SIUs. Administrative Orders Issued to SIUs. Civil Suits Filed Against SIUs. Criminal Suits Filed Against SIUs. | <p>State NPDES: N, C, R Federal: R</p> | ComplianceMonitoringIdentifier |

| Error/Warning Code | Error/Warning Message | Reason for Error | Applicable Transaction Types | Key Fields of Record Affected |
|--------------------|---|---|--|--------------------------------|
| CM1080 | <p>The following must be less than or equal to Number of SIUs <value>: (SIUs Without Control Mechanism <value>, SIUs Not Inspected <value>, SIUs Not Sampled <value>, SIUs SNC with Pretreatment Standards <value>, SIUs SNC with Reporting Requirements <value>, SIUs SNC with Pretreatment Schedule <value>, SIUs SNC Published in Newspaper <value>, SIUs On Schedule <value>, IUs Which Penalties Have Been Collected <value>).</p> <p>Note:</p> <ul style="list-style-type: none"> In the message above, all XML tags that may have this error are listed in parentheses. Only the tags for which this error occurs will be included in the actual error message. Parentheses will not display in the error messages; they just indicate that the message is dynamic. | <p>The following fields must be less than or equal to SIUs:</p> <ul style="list-style-type: none"> SIUs Without Control Mechanism. SIUs Not Inspected. SIUs Not Sampled. SIUs in SNC with Pretreatment Standards. SIUs in SNC with Reporting Requirements. SIUs in SNC with Pretreatment Schedule. SIUs in SNC Published in Newspaper. SIUs on Schedules. Industrial Users (IUs) From Which Penalties Have Been Collected. | <p>State NPDES: N, C, R Federal: R</p> | ComplianceMonitoringIdentifier |
| CM1090 | CIUs in SNC <CIUs in SNC value> must be less than or equal to Number of CIUs <Number of CIUs value>. | CIUs in SNC must be less than or equal to CIUs. | <p>State NPDES: N, C, R Federal: R</p> | ComplianceMonitoringIdentifier |
| CM1100 | Local Limits Pollutant Code must exist because Date of Most Recent Date Adoption of Technically Based Local Limits exists. | If Date of Most Recent Adoption of Technically Based Local Limits exists, Local Limit Pollutants must exist. | <p>State NPDES: N, C, R Federal: R</p> | ComplianceMonitoringIdentifier |
| CM1110 | Local Limits Pollutant Code <Local Limits Pollutant Code value 1, Local Limits Pollutant Code value 2,... Local Limits Pollutant Code value n> does not exist or is inactive in the ICIS reference table. | Local Limit Pollutants must be a valid (i.e. Active) code in the REF_POLLUTANT table. | <p>State NPDES: N, C, R Federal: R</p> | ComplianceMonitoringIdentifier |
| CM1120 | Most Recent Date Removal Credits Approval must exist because Removal Credits Application Status Code = APP (Approved). | If the Removal Credits Application Status = Approved, Date of Most Recent Removal Credits Approval must exist. | <p>State NPDES: N, C, R Federal: R</p> | ComplianceMonitoringIdentifier |

| Error/Warning Code | Error/Warning Message | Reason for Error | Applicable Transaction Types | Key Fields of Record Affected |
|--------------------|---|--|---------------------------------------|--------------------------------|
| CM1130 | Removal Credits Application Status Code <Removal Credits Application Status Code value> does not exist or is inactive in the ICIS reference table. | Removal Credits Application Status must be a valid (i.e. Active) code in the REF_REMOVAL_STATUS table. | State NPDES: N, C, R Federal: R | ComplianceMonitoringIdentifier |
| CM1140 | Removal Credits Pollutant Code must exist because Date of Most Recent Date Removal Credits Approval exists. | If Date of Most Recent Removal Credits Approval exists, Removal Credits must exist. | State NPDES: N, C, R Federal: R | ComplianceMonitoringIdentifier |
| CM1150 | Removal Credits Pollutant Code <Removal Credits Pollutant Code value 1, Removal Credits Pollutant Code value 2,... Removal Credits Pollutant Code value n> does not exist or is inactive in the ICIS reference table. | Removal Credits must be a valid (i.e. Active) code in the REF_POLLUTANT table. | State NPDES: N, C, R Federal: R | ComplianceMonitoringIdentifier |
| CM1160 | Program Code must = CWASSO (NPDES – Sanitary Sewer Overflow) because SSO Special Regulatory Program data exist. | If any SSO Special Regulatory Program data exist, Programs must = NPDES – Sanitary Sewer Overflow (SSO). | State NPDES: N, C, R Federal: R | ComplianceMonitoringIdentifier |
| CM1170 | SSO Special Regulatory Program data must exist because Program Code = CWASSO (NPDES – Sanitary Sewer Overflow). | If Programs = NPDES – Sanitary Sewer Overflow (SSO), SSO Special Regulatory Program data must exist. | State NPDES: N, C, R Federal: R | ComplianceMonitoringIdentifier |
| CM1180 | SSO Event Date must exist for an SSO Special Regulatory Program. | SSO Event Date must exist. | State NPDES: N, C, R Federal: R | ComplianceMonitoringIdentifier |
| CM1190 | SSO Event Date must be less than or equal to the current date. | SSO Event Date must be less than or equal to the current date. | State NPDES: N, C, R Federal: R | ComplianceMonitoringIdentifier |
| CM1195 | Duration SSO Overflow Event must be either an integer or a decimal entered in 15 minute increments (i.e., .0, .00, .25, .5, .50, .75). | Duration of Event must be either an integer or a decimal indicating 15 minute increments (i.e., .0, .00, .25, .5, .50, .75). | State NPDES: N, C, R Federal: R | ComplianceMonitoringIdentifier |
| CM1210 | Impact of SSO Event <Impact of SSO Event value 1, Impact of SSO Event value 2,... Impact of SSO Event value n> does not exist or is inactive in the ICIS reference table. | Impact of SSO Event must be a valid (i.e. Active) code in the REF_SSO_IMPACT table. | State NPDES: N, C, R Federal: R | ComplianceMonitoringIdentifier |

| Error/Warning Code | Error/Warning Message | Reason for Error | Applicable Transaction Types | Key Fields of Record Affected |
|--------------------|---|---|---------------------------------------|--------------------------------|
| CM1220 | System Component <System Component value 1, System Component value 2,... System Component value n> does not exist or is inactive in the ICIS reference table. | System Component must be a valid (i.e. Active) code in the REF_SYSTEM_COMPONENT table. | State NPDES: N, C, R Federal: R | ComplianceMonitoringIdentifier |
| CM1221 | System Component <System Component value 1, System Component value 2, ... System Component value n> must be entered only once for SSO System Component values. | The System Component entered must be unique for SSO System Component. | State NPDES: N, C, R Federal: R | ComplianceMonitoringIdentifier |
| CM1230 | Other System Component must exist because System Component = O (Other). | If System Component = Other, Other System Component must exist. | State NPDES: N, C, R Federal: R | ComplianceMonitoringIdentifier |
| CM1240 | System Component must = O (Other) because Other System Component exists. | If Other System Component exists, then System Component must = Other. | State NPDES: N, C, R Federal: R | ComplianceMonitoringIdentifier |
| CM1250 | Other Steps Reduce Prevent Mitigate must exist because Steps Reduce Prevent Mitigate = O (Other). | If "Steps to Reduce, Prevent, Mitigate" = Other, then "Other Steps to Reduce, Prevent, Mitigate" must exist. | State NPDES: N, C, R Federal: R | ComplianceMonitoringIdentifier |
| CM1260 | Steps Reduce Prevent Mitigate <Steps Reduce Prevent Mitigate value 1, Steps Reduce Prevent Mitigate value 2,... Steps Reduce Prevent Mitigate value n> does not exist or is inactive in the ICIS reference table. | Steps to Reduce, Prevent, Mitigate must be a valid (i.e. Active) code in the REF_SSO_REACTION table. | State NPDES: N, C, R Federal: R | ComplianceMonitoringIdentifier |
| CM1261 | Steps Reduce Prevent Mitigate <Steps Reduce Prevent Mitigate value 1, Steps Reduce Prevent Mitigate value 2, ... Steps Reduce Prevent Mitigate value n> must be entered only once for SSO Steps values. | Steps to Reduce, Prevent, Mitigate entered must be unique for SSO Steps. | State NPDES: N, C, R Federal: R | ComplianceMonitoringIdentifier |
| CM1270 | Steps Reduce Prevent Mitigate must = O (Other) because Other Steps Reduce Prevent Mitigate exists. | If "Other Steps to Reduce, Prevent, Mitigate" exists, then "Steps to Reduce, Prevent, Mitigate" must = Other. | State NPDES: N, C, R Federal: R | ComplianceMonitoringIdentifier |

| Error/Warning Code | Error/Warning Message | Reason for Error | Applicable Transaction Types | Key Fields of Record Affected |
|--------------------|---|--|------------------------------------|--------------------------------|
| CM1275 | At least one of the following must be entered: Latitude Measure and Longitude Measure, or SSO Overflow Location Street. | At least one of the following must exist in a SSO Special Regulatory Program: <ul style="list-style-type: none"> SSO Overflow Location Latitude and Longitude. SSO Overflow Location Street Address. | State NPDES: N, C, R Federal: R | ComplianceMonitoringIdentifier |
| CM1276 | Latitude Measure <Latitude Measure value> must be greater than or equal to -90 and less than or equal to 90. | SSO Overflow Location Latitude must be greater than or equal to -90 and less than or equal to 90. | State NPDES: N, C, R Federal: R | ComplianceMonitoringIdentifier |
| CM1277 | Longitude Measure <Longitude Measure value> must be greater than or equal to -180 and less than or equal to 180. | SSO Overflow Location Longitude must be greater than or equal to -180 and less than or equal to 180. | State NPDES: N, C, R Federal: R | ComplianceMonitoringIdentifier |
| CM1280 | 1) Latitude Measure must be entered because Longitude Measure has been entered. 2) Longitude Measure must be entered because Latitude Measure has been entered. | SSO Overflow Location Latitude must be entered if Longitude is entered and vice versa. | State NPDES: N, C, R Federal: R | ComplianceMonitoringIdentifier |
| CM1290 | Program Code must = CWASTMC (NPDES – Stormwater - Construction) and/or CWASTMN (NPDES – Stormwater – Non-Construction) because Storm Water Non-Municipal Special Regulatory Program data exist. | If any Storm Water Non-Municipal Special Regulatory Program data exist, at least one of the following must exist for Programs: <ul style="list-style-type: none"> NPDES – Stormwater – Construction NPDES – Stormwater – Non-Construction. | State NPDES: N, C, R Federal: R | ComplianceMonitoringIdentifier |
| CM1300 | Storm Water Non-Municipal Special Regulatory Program data must exist because Program Code = CWASTMC (NPDES – Stormwater - Construction) and/or CWASTMN (NPDES – Stormwater – Non-Construction). | If Programs = NPDES – Stormwater – Construction or NPDES – Stormwater – Non-Construction, Storm Water Non-Municipal Special Regulatory Program data must exist. | State NPDES: N, C, R Federal: R | ComplianceMonitoringIdentifier |
| CM1310 | Project Type Code <Project Type Code value> does not exist or is inactive in the ICIS reference table. | Project Type must be a valid (i.e., Active) code in the REF_PROJECT_TYPE table. | State NPDES: N, C, R Federal: R | ComplianceMonitoringIdentifier |
| CM1320 | Project Type Code Other Description must be entered because Project Type Code = OTH (Other). | If Project Type = Other, Project Type Other Description must exist. | State NPDES: N, C, R Federal: R | ComplianceMonitoringIdentifier |

| Error/Warning Code | Error/Warning Message | Reason for Error | Applicable Transaction Types | Key Fields of Record Affected |
|--------------------|---|---|--|--------------------------------|
| CM1330 | Project Type Code must = OTH (Other) because Project Type Code Other Description is entered. | If Project Type Other Description exists, Project Type must = Other. | State NPDES: N, C, R Federal: R | ComplianceMonitoringIdentifier |
| CM1340 | Project Plan Size Code <Project Plan Size Code value> does not exist or is inactive in the ICIS reference table. | Project Plan Size must be a valid (i.e., Active) code in the REF_PROJECT_PLAN_SIZE table. | State NPDES: N, C, R Federal: R | ComplianceMonitoringIdentifier |
| CM1345 | SWPPP Evaluation Basis Code < SWPPP Evaluation Basis Code value> does not exist or is inactive in the ICIS reference table. | SWPPP Evaluation Basis must be a valid (i.e., Active) code in the REF_SWPPP_EVAL_BASIS table. | State NPDES: N, C, R Federal: R | ComplianceMonitoringIdentifier |
| CM1350 | Program Code must = CWASTMM (NPDES – Stormwater – MS4) because Storm Water Municipal Special Regulatory Program data exist. | If any Storm Water Municipal Special Regulatory Program data exist, Programs must = NPDES – Stormwater – MS4. | State NPDES: N, C, R Federal: R | ComplianceMonitoringIdentifier |
| CM1360 | Storm Water Municipal Special Regulatory Program data must exist because Program Code = CWASTMM (NPDES – Stormwater – MS4). | If Programs = NPDES – Stormwater – MS4, Storm Water Municipal Special Regulatory Program data must exist. | State NPDES: N, C, R Federal: R | ComplianceMonitoringIdentifier |
| CM1370 | Projected Sources of Funding Code <Projected Sources of Funding Code value 1, Projected Sources of Funding Code value 2,... Projected Sources of Funding Code value n> does not exist or is inactive in the ICIS reference table. | Projected Sources of Funding must be a valid (i.e., Active) code in the REF_SOURCE_FUNDING table. | State NPDES: N, C, R Federal: R | ComplianceMonitoringIdentifier |
| CM1380 | Major Outfall Estimated Measure Indicator must be entered because the Major Outfall Number is greater than 0. | If Number of Major MS4 Outfalls > 0, Major Outfalls Estimated/Measured must exist. | State NPDES: N, C, R Federal: R | ComplianceMonitoringIdentifier |
| CM1390 | Minor Outfall Estimated Measure Indicator must be entered because the Minor Outfall Number is greater than 0. | If Number of Minor MS4 Outfalls > 0, Minor Outfalls Estimated/Measured must exist. | State NPDES: N, C, R Federal: R | ComplianceMonitoringIdentifier |
| CM1500 | An error has occurred while processing the data for this Federal Compliance Monitoring transaction. No data were saved for this Federal Compliance Monitoring Activity, and the XML transaction must be resubmitted. | If Generate Current CMS Status Background Processing does not complete successfully, XML transaction will not be saved. | State NPDES: N, C, R Federal: R, X | ComplianceMonitoringIdentifier |

| Error/Warning Code | Error/Warning Message | Reason for Error | Applicable Transaction Types | Key Fields of Record Affected |
|--------------------|---|--|------------------------------|--------------------------------|
| CM1600 | An error has occurred while processing the data for this Air DA Formal Enforcement Action transaction. No data were saved for this Air DA Formal Enforcement Action, and the XML transaction must be resubmitted. | If ID Linked Pathway Activities and Set Case File Status Type Background Processing does not complete successfully, XML transaction will not be saved. | Federal: R, X | ComplianceMonitoringIdentifier |

9.1.18 Compliance Monitoring Linkage Error Messages

The table below lists error messages that are generated when ICIS-NPDES Batch cannot process a compliance monitoring linkage transaction, what caused the error, how the error affected the transaction, and the key fields of the transaction that had the error.



| Error/Wa rning Code | Error/Warning Message | Reason for Error | Result of Error or Warning | Key Fields of Record Affected |
|---------------------------|---|--|--|--|
| BAT010 | Transaction Type <Transaction Type value> is not valid for <Submission Type value>. | Transaction Type must be valid for Compliance Monitoring Linkages. Valid Transaction Types are X (Mass Delete) and R (Replace). | Reject entire Compliance Monitoring Linkage transaction | ComplianceMonitoringIdentifier (source State or Federal CM record), And PermitIdentifier, SingleEventViolationCode, SingleEventViolationDate Or EnforcementActionIdentifier Or PermitIdentifier, ReportCoverageEndDate Or PermitIdentifier, PermittingAuthorityReportReceivedDate Or PermitIdentifier, CSOEventDate, CSOEventID Or PermitIdentifier, PretreatmentPerformanceSummaryEndDate Or PermitIdentifier, SSOAnnualReportReceivedDate Or PermitIdentifier, SSOMonthlyReportReceivedDate Or PermitIdentifier, SSOEventDate, SSOEventID Or PermitIdentifier, DateStormEventSampled, StormWaterEventID Or PermitIdentifier, StormWaterMS4ReportReceivedDate Or ComplianceMonitoringIdentifier (target State or Federal CM record) |

| Error/Wa rning Code | Error/Warning Message | Reason for Error | Result of Error or Warning | Key Fields of Record Affected |
|---------------------------|--|---|---|---|
| BAT020 | User <ID value> does not have privileges to perform this <Transaction Type value> <Submission Type value> transaction. | User must have privileges to perform the transaction. This relates to specific roles and access level (HQ, specific region, specific state). Note: ICIS does not have Batch-specific privileges. The privileges for Batch and Web access are the same. | Reject entire Compliance Monitoring Linkage transaction | ComplianceMonitoringIdentifier (source State or Federal CM record), And PermitIdentifier, SingleEventViolationCode, SingleEventViolationDate Or EnforcementActionIdentifier Or PermitIdentifier, ReportCoverageEndDate Or PermitIdentifier, PermittingAuthorityReportReceivedDate Or PermitIdentifier, CSOEventDate, CSOEventID Or PermitIdentifier, PretreatmentPerformanceSummaryEndDate Or PermitIdentifier, SSOAnnualReportReceivedDate Or PermitIdentifier, SSOMonthlyReportReceivedDate Or PermitIdentifier, SSOEventDate, SSOEventID Or PermitIdentifier, DateStormEventSampled, StormWaterEventID Or PermitIdentifier, StormWaterMS4ReportReceivedDate Or ComplianceMonitoringIdentifier (target State or Federal CM record) |



| Error/Wa rning Code | Error/Warning Message | Reason for Error | Result of Error or Warning | Key Fields of Record Affected |
|---------------------------|---|---|---|--|
| CML030 | The source CMA identified by the Compliance Monitoring Identifier must exist in ICIS. | The source Compliance Monitoring Activity does not exist for the key data entered.. | Reject entire Compliance Monitoring Linkage transaction | ComplianceMonitoringIdentifier (source State or Federal CM record), And PermitIdentifier, SingleEventViolationCode, SingleEventViolationDate Or EnforcementActionIdentifier Or PermitIdentifier,ReportCoverageEndDate Or PermitIdentifier, PermittingAuthorityReportReceivedDate Or PermitIdentifier, CSOEventDate, CSOEventID Or PermitIdentifier, PretreatmentPerformanceSummaryEndDate Or PermitIdentifier, SSOAnnualReportReceivedDate Or PermitIdentifier, SSOMonthlyReportReceivedDate Or PermitIdentifier, SSOEventDate, SSOEventID Or PermitIdentifier, DateStormEventSampled, StormWaterEventID Or PermitIdentifier, StormWaterMS4ReportReceivedDate Or ComplianceMonitoringIdentifier (target State or Federal CM record) |



| Error/Wa rning Code | Error/Warning Message | Reason for Error | Result of Error or Warning | Key Fields of Record Affected |
|---------------------------|---|--|---|---|
| CML050 | A record does not exist in ICIS for the target record keys submitted. | A record must exist in ICIS for the target record keys submitted. Note: the Enforcement Action record can be a Federal, State NPDES, or Air DA Enforcement Action and can be either an Informal or Formal Enforcement Action. | Reject entire Compliance Monitoring Linkage transaction | ComplianceMonitoringIdentifier (source State or Federal CM record), And PermitIdentifier, SingleEventViolationCode, SingleEventViolationDate Or EnforcementActionIdentifier Or PermitIdentifier, ReportCoverageEndDate Or PermitIdentifier, PermittingAuthorityReportReceivedDate Or PermitIdentifier, CSOEventDate, CSOEventID Or PermitIdentifier, PretreatmentPerformanceSummaryEndDate Or PermitIdentifier, SSOAnnualReportReceivedDate Or PermitIdentifier, SSOMonthlyReportReceivedDate Or PermitIdentifier, SSOEventDate, SSOEventID Or PermitIdentifier, DateStormEventSampled, StormWaterEventID Or PermitIdentifier, StormWaterMS4ReportReceivedDate Or ComplianceMonitoringIdentifier (target State or Federal CM record) |

| Error/Wa rning Code | Error/Warning Message | Reason for Error | Result of Error or Warning | Key Fields of Record Affected |
|---------------------------|--|---|---|---|
| CML070 | The record cannot be linked to or unlinked from the Compliance Monitoring Activity because the target record does not have the same Facility as the source record. | A Facility must be shared between the source CMA and the target record. | Reject entire Compliance Monitoring Linkage transaction | ComplianceMonitoringIdentifier (source State or Federal CM record), And PermitIdentifier, SingleEventViolationCode, SingleEventViolationDate Or EnforcementActionIdentifier Or PermitIdentifier, ReportCoverageEndDate Or PermitIdentifier, PermittingAuthorityReportReceivedDate Or PermitIdentifier, CSOEventDate, CSOEventID Or PermitIdentifier, PretreatmentPerformanceSummaryEndDate Or PermitIdentifier, SSOAnnualReportReceivedDate Or PermitIdentifier, SSOMonthlyReportReceivedDate Or PermitIdentifier, SSOEventDate, SSOEventID Or PermitIdentifier, DateStormEventSampled, StormWaterEventID Or PermitIdentifier, StormWaterMS4ReportReceivedDate Or ComplianceMonitoringIdentifier (target State or Federal CM record) |

9.1.19 Program Report Error Messages

The table below lists error messages that are generated when ICIS-NPDES Batch cannot process a program report transaction, what caused the error, how the error affected the transaction, and the key fields of the transaction that had the error.



| Error/Warning Code | Error/Warning Message | Reason for Error | Result of Error or Warning | Key Fields of Record Affected |
|--------------------|---|--|-----------------------------------|--|
| BAT010 | Transaction Type <Transaction Type value> is not valid for <Submission Type value>. | <p>Transaction Type must be valid for the following Program Report Submission Types:</p> <ul style="list-style-type: none"> • Biosolids Program Report • CAFO Annual Report • CSO Event Report • Local Limits Program Report • Pretreatment Performance Summary Report • SSO Annual Report • SSO Event Report • SSO Monthly Event Report • SW Industrial Annual Report • SW Event Report • SW MS4 Program Report <p>Valid Transaction Types are R (Replace), and X (Mass Delete).</p> | Reject Program Report transaction | <p>Permit Identifier and: Report Coverage End Date or Permitting Authority Report Received Date or CSO Event Date, CSO Event ID or Pretreatment Performance Summary End Date or SSO Annual Report Received Date or SSO Event Date, SSO Event ID or SSO Monthly Report Received Date or IndustrialStormWaterAnnualReportReceivedDate or Date Storm Event Sampled, StormWater Event ID or Storm Water MS4 Report Received Date</p> |



| Error/Warning Code | Error/Warning Message | Reason for Error | Result of Error or Warning | Key Fields of Record Affected |
|--------------------|--|---|--------------------------------------|--|
| BAT020 | User <ID value> does not have privileges to perform this <Transaction Type value> <Submission Type value> transaction. | User must have privileges to perform the transaction. This relates to specific roles, access level (HQ, specific region, specific state), and sensitive data privileges. Note: ICIS does not have Batch-specific privileges. The privileges for Batch and Web access are the same. | Reject Program Report transaction | Permit Identifier and: Report Coverage End Date or Permitting Authority Report Received Date or CSO Event Date, CSO Event ID or Pretreatment Performance Summary End Date or SSO Annual Report Received Date or SSO Event Date, SSO Event ID or SSO Monthly Report Received Date or Date Storm Event Sampled, StormWater Event ID or Storm Water MS4 Report Received Date |



| Error/Warning Code | Error/Warning Message | Reason for Error | Result of Error or Warning | Key Fields of Record Affected |
|--------------------|---|---|-----------------------------------|--|
| PRO030 | A <Submission Type value> cannot be added because the Permit Identifier does not exist in ICIS. | The NPDES ID entered must exist in ICIS. Note: This business rule is not checked for Replace transactions where the Program Report exists in ICIS. | Reject Program Report transaction | Permit Identifier and: Report Coverage End Date or Permitting Authority Report Received Date or CSO Event Date, CSO Event ID or Pretreatment Performance Summary End Date or SSO Annual Report Received Date or SSO Event Date, SSO Event ID or SSO Monthly Report Received Date or Date Storm Event Sampled, StormWater Event ID or Storm Water MS4 Report Received Date |



| Error/Warning Code | Error/Warning Message | Reason for Error | Result of Error or Warning | Key Fields of Record Affected |
|--------------------|--|---|-----------------------------------|--|
| PRO040 | The Permit Identifier entered is not valid because the permit type is Master General Permit or Unpermitted Facility. | <p>The NPDES ID entered must have one of the following Permit Types:</p> <ul style="list-style-type: none"> • NPDES Individual • General Permit Covered Facility • Individual IU Permit (Non-NPDES) • Individual State Issued Permit (Non-NPDES) • Associated Permit Record <p>Note: This business rule is not checked for Replace transactions where the Program Report exists in ICIS.</p> | Reject Program Report transaction | Permit Identifier and: Report Coverage End Date or Permitting Authority Report Received Date or CSO Event Date, CSO Event ID or Pretreatment Performance Summary End Date or SSO Annual Report Received Date or SSO Event Date, SSO Event ID or SSO Monthly Report Received Date or Date Storm Event Sampled, StormWater Event ID or Storm Water MS4 Report Received Date |



| Error/Warning Code | Error/Warning Message | Reason for Error | Result of Error or Warning | Key Fields of Record Affected |
|--------------------|--|---|-----------------------------------|--|
| PRO050 | A <Submission Type value> does not exist for the key data entered. | <p>The Program Report identified by the combination of NPDES ID, Report Received/Event Date, and Event ID submitted must exist in ICIS.</p> <p>Note: Event ID is included in the schema only for the following submission types: CSO Event Report, SSO Event Report, and SW Event Report.</p> | Reject Program Report transaction | <p>Permit Identifier and: Report Coverage End Date or Permitting Authority Report Received Date or CSO Event Date, CSO Event ID or Pretreatment Performance Summary End Date or SSO Annual Report Received Date or SSO Event Date, SSO Event ID or SSO Monthly Report Received Date or Date Storm Event Sampled, StormWater Event ID or Storm Water MS4 Report Received Date</p> |

| Error/Warning Code | Error/Warning Message | Reason for Error | Result of Error or Warning | Key Fields of Record Affected |
|--------------------|--|---|---|--|
| PRO055 | The Report Received/Event Date submitted must be less than or equal to the current date <current date value>. | Report Received/Event Date must be less than or equal to the current date. Note: This business rule is not checked for Replace transactions where the Program Report exists in ICIS. | Reject Program Report transaction | Permit Identifier and: Report Coverage End Date or Permitting Authority Report Received Date or CSO Event Date, CSO Event ID or Pretreatment Performance Summary End Date or SSO Annual Report Received Date or SSO Event Date, SSO Event ID or SSO Monthly Report Received Date or Date Storm Event Sampled, StormWater Event ID or Storm Water MS4 Report Received Date |
| BPR010 | Number Of Report Units must exist. | Number of Report Units must exist. | Reject Biosolids Program Report transaction | Permit Identifier, Report Coverage End Date |
| CAR005 | Discharges During Year Production Area Indicator <Discharges During Year Production Area Indicator value> does not exist or is inactive in the ICIS reference table. | Discharges During Year From Production Area must be a valid (i.e., Active) code in the REF_AUTHORIZED_DISCHARGE table. | Reject CAFO Program Report transaction | Permit Identifier, Permitting Authority Report Received Date |
| CAR010 | Animal Type Code <Animal Type Code value 1, Animal Type Code value 2, ...Animal Type Code value n> does not exist or is inactive in the ICIS reference table. | Animal Type must be a valid (i.e., Active) code in the REF_ANIMAL_TYPE table. | Reject CAFO Program Report transaction | Permit Identifier, Permitting Authority Report Received Date |
| CAR020 | Other Animal Type Name must exist because Animal Type Code equals OTH (Other). | If Animal Type = Other, then Animal Type Other Description must exist. | Reject CAFO Program Report transaction | Permit Identifier, Permitting Authority Report Received Date |

| Error/Warning Code | Error/Warning Message | Reason for Error | Result of Error or Warning | Key Fields of Record Affected |
|--------------------|---|--|---|--|
| CAR030 | Animal Type Code must equal OTH (Other) because Other Animal Type Name exists. | If Animal Type Other Description exists, then Animal Type must = Other. | Reject CAFO Program Report transaction | Permit Identifier, Permitting Authority Report Received Date |
| CAR040 | Total Numbers Each Livestock must exist for Animal Type Code(s) <Animal Type Code value 1, Animal Type Code value 2, ...Animal Type Code value n> and be greater than zero. | For each Animal Type entered, Total Number must exist and be greater than zero. | Reject CAFO Program Report transaction | Permit Identifier, Permitting Authority Report Received Date |
| CAR050 | Animal Type Code(s) <Animal Type Code value 1, Animal Type Code value 2, ...Animal Type Code value n> must be entered only once for Animal Type value. | The Animal Type Code entered must be unique for Animal Type. | Reject CAFO Program Report transaction | Permit Identifier, Permitting Authority Report Received Date |
| CER010 | At least one of the following must exist: Permitted Feature Identifier, Latitude Measure and Longitude Measure, or CSO Overflow Location Street. | At least one of the following must exist: <ul style="list-style-type: none"> • Permitted Feature Identifier • CSO Overflow Location Latitude and Longitude • CSO Overflow Location Street Address | Reject CSO Event Program Report transaction | Permit Identifier, CSO Event Date, CSO Event ID |
| CER020 | Latitude Measure <Latitude Measure value> must be greater than or equal to -90 and less than or equal to 90. | CSO Overflow Location Latitude must be greater than or equal to -90 and less than or equal to 90. | Reject CSO Event Program Report transaction | Permit Identifier, CSO Event Date, CSO Event ID |
| CER030 | Longitude Measure <Longitude Measure value> must be greater than or equal to -180 and less than or equal to 180. | Longitude Measure <Longitude Measure value> must be greater than or equal to -180 and less than or equal to 180. | Reject CSO Event Program Report transaction | Permit Identifier, CSO Event Date, CSO Event ID |
| CER040 | The Permitted Feature Identifier <Permitted Feature Identifier value> does not exist for the Permit ID in ICIS. | The Permitted Feature Identifier must be a valid Permitted Feature Identifier for the NPDES ID that exists in ICIS. | Reject CSO Event Program Report transaction | Permit Identifier, CSO Event Date, CSO Event ID |

| Error/Warning Code | Error/Warning Message | Reason for Error | Result of Error or Warning | Key Fields of Record Affected |
|--------------------|--|---|--|--|
| CER050 | 1) Latitude Measure must exist because Longitude Measure exists. Longitude Measure must exist because Latitude Measure exists. | Latitude must exist if Longitude exists, and vice versa. | Reject CSO Event Program Report transaction | Permit Identifier, CSO Event Date, CSO Event ID |
| LLR010 | Local Limits Pollutant Code(s) must exist because Most Recent Date Adoption Technically Based Local Limits exists. | If Date of Most Recent Adoption of Technically Based Local Limits exists, Local Limits Pollutants must exist. | Reject Local Limits Program Report transaction | Permit Identifier, Permitting Authority Report Received Date |
| LLR020 | Most Recent Date Removal Credits Approval must exist because Removal Credits Application Status Code equals Approved (APP). | If Removal Credits Application Status equals Approved, Date of Most Recent Removal Credits Approval must exist. | Reject Local Limits Program Report transaction | Permit Identifier, Permitting Authority Report Received Date |
| LLR025 | Most Recent Date Technical Evaluation Local Limits must be less than or equal to the current date <current date value>. | Date of Most Recent Technical Evaluation for Local Limits must be less than or equal to the current date. | Reject Local Limits Program Report transaction | Permit Identifier, Permitting Authority Report Received Date |
| LLR026 | Most Recent Date Adoption Technically Based Local Limits must be less than or equal to the current date <current date value>. | Date of Most Recent Adoption of Technically Based Local Limits must be less than or equal to the current date. | Reject Local Limits Program Report transaction | Permit Identifier, Permitting Authority Report Received Date |
| LLR027 | Most Recent Date Removal Credits Approval must be less than or equal to the current date <current date value>. | Date of Most Recent Removal Credits Approval must be less than or equal to the current date. | Reject Local Limits Program Report transaction | Permit Identifier, Permitting Authority Report Received Date |
| LLR030 | Removal Credits Application Status Code <Removal Credits Application Status Code value> does not exist or is inactive in the ICIS reference table. | Removal Credits Application Status must be a valid (i.e. Active) code in the REF_REMOVAL_STATUS table. | Reject Local Limits Program Report transaction | Permit Identifier, Permitting Authority Report Received Date |
| LLR040 | Removal Credits Pollutant Code(s) must exist because Most Recent Date Removal Credits Approval exists. | If Date of Most Recent Removal Credits Approval exists, Removal Credits must exist. | Reject Local Limits Program Report transaction | Permit Identifier, Permitting Authority Report Received Date |

| Error/Warning Code | Error/Warning Message | Reason for Error | Result of Error or Warning | Key Fields of Record Affected |
|--------------------|---|--|--|--|
| LLR050 | Local Limits Pollutant Code <Local Limits Pollutant Code value 1, Local Limits Pollutant Code value 2,... Local Limits Pollutant Code value n> does not exist or is inactive in the ICIS reference table. | Local Limits Pollutant must be a valid (i.e. Active) code in the REF_POLLUTANT table. | Reject Local Limits Program Report transaction | Permit Identifier, Permitting Authority Report Received Date |
| LLR060 | Removal Credits Pollutant Code <Removal Credits Pollutant Code value 1, Removal Credits Pollutant Code value 2,... Removal Credits Pollutant Code value n> does not exist or is inactive in the ICIS reference table. | Removal Credits Pollutant Code must be a valid (i.e. Active) code in the REF_POLLUTANT table. | Reject Local Limits Program Report transaction | Permit Identifier, Permitting Authority Report Received Date |
| PPR010 | Pretreatment Performance Summary Start Date must exist . | Pretreatment Performance Summary Start Date must exist. | Reject Pretreatment Performance Summary Report transaction | Permit Identifier, Pretreatment Performance Summary End Date |
| PPR020 | Pretreatment Performance Summary Start Date <Pretreatment Performance Summary Start Date value> must be less than Pretreatment Performance Summary End Date <Pretreatment Performance Summary End Date value>. | Pretreatment Performance Summary Start Date must be less than Pretreatment Performance Summary End Date. | Reject Pretreatment Performance Summary Report transaction | Permit Identifier, Pretreatment Performance Summary End Date |

| Error/Warning Code | Error/Warning Message | Reason for Error | Result of Error or Warning | Key Fields of Record Affected |
|--------------------|--|--|--|--|
| PPR030 | <p>The following cannot exist because Number of SIUs does not exist: (SIUs Without Control Mechanism , SIUs Not Inspected , SIUs Not Sampled , SIUs SNC With Pretreatment Standards , SIUs SNC With Reporting Requirements , SIUs SNC With Pretreatment Schedule , SIUs SNC Published In Newspaper , SIUs On Schedule , Violation Notices Issued to SIUs , Administrative Orders Issued to SIUs , Civil Suits Filed Against SIUs , Criminal Suits Filed Against SIUs).</p> <p>Note:</p> <ul style="list-style-type: none"> In the message above, all XML tags that may have this error are listed in parentheses. Only the tags for which this error occurs will be included in the actual error message. <p>Parentheses will not display in the error messages; they just indicate that the message is dynamic.</p> | <p>SIUs must exist if any of the following data exist:</p> <ul style="list-style-type: none"> SIUs Without Control Mechanism. SIUs Not Inspected SIUs Not Sampled SIUs in SNC with Pretreatment Standards SIUs in SNC with Reporting Requirements SIUs in SNC with Pretreatment Schedule SIUs in SNC Published in Newspaper SIUs Schedules Violation Notices Issued to SIUs Administrative Orders Issued to SIUs Civil Suits Filed Against SIUs Criminal Suits Filed Against SIUs. | Reject Pretreatment Performance Summary Report transaction | Permit Identifier, Pretreatment Performance Summary End Date |

| Error/Warning Code | Error/Warning Message | Reason for Error | Result of Error or Warning | Key Fields of Record Affected |
|--------------------|--|--|--|--|
| PPR040 | <p>The following must be less than or equal to Number of SIUs <value>: (SIUs Without Control Mechanism <value>, SIUs Not Inspected <value>, SIUs Not Sampled <value>, SIUs SNC with Pretreatment Standards <value>, SIUs SNC with Reporting Requirements <value>, SIUs SNC with Pretreatment Schedule <value>, SIUs SNC Published in Newspaper <value>, SIUs On Schedule <value>, IUs Which Penalties Have Been Collected PPS <value>).</p> <p>Note:</p> <ul style="list-style-type: none"> In the message above, all XML tags that may have this error are listed in parentheses. Only the tags for which this error occurs will be included in the actual error message. Parentheses will not display in the error messages; they just indicate that the message is dynamic. <Value> indicates the value of the tag preceding it. | <p>Each of the following must be less than or equal to the number that exists for SIUs:</p> <ul style="list-style-type: none"> SIUs Without Control Mechanism SIUs Not Inspected SIUs Not Sampled SIUs in SNC with Pretreatment Standards SIUs in SNC with Reporting Requirements SIUs in SNC with Pretreatment Schedule SIUs in SNC Published in Newspaper SIUs Schedules Industrial Users (IUs) From Which Penalties Have Been Collected. | Reject Pretreatment Performance Summary Report transaction | Permit Identifier, Pretreatment Performance Summary End Date |
| PPR050 | CIUs in SNC <CIUs In SNC value> must be less than or equal to Number CIUs <Number CIUs value>. | CIUs in SNC must be less than or equal to CIUs. | Reject Pretreatment Performance Summary Report transaction | Permit Identifier, Pretreatment Performance Summary End Date |
| PPR060 | Local Limits Pollutant Code must exist because Most Recent Date Adoption Technically Based Local Limits exists. | If Date of Most Recent Adoption of Technically Based Local Limits exists, Local Limits Pollutants must exist. | Reject Pretreatment Performance Summary Report transaction | Permit Identifier, Pretreatment Performance Summary End Date |

| Error/Warning Code | Error/Warning Message | Reason for Error | Result of Error or Warning | Key Fields of Record Affected |
|--------------------|---|---|--|--|
| PPR070 | Local Limits Pollutant Code <Local Limits Pollutant Code value 1, Local Limits Pollutant Code value 2,... Local Limits Pollutant Code value n> does not exist or is inactive in the ICIS reference table. | Local Limit Pollutants must be a valid (i.e. Active) code in the REF_POLLUTANT table. | Reject Pretreatment Performance Summary Report transaction | Permit Identifier, Pretreatment Performance Summary End Date |
| PPR080 | Most Recent Date Removal Credits Approval must exist because Removal Credits Application Status Code equals Approved (APP). | If Removal Credits Application Status equals Approved, Date of Most Recent Removal Credits Approval must exist. | Reject Pretreatment Performance Summary Report transaction | Permit Identifier, Pretreatment Performance Summary End Date |
| PPR090 | Removal Credits Application Status Code <Removal Credits Application Status Code value> does not exist or is inactive in the ICIS reference table | Removal Credits Application Status must be a valid (i.e. Active) code in the REF_REMOVAL_STATUS table. | Reject Pretreatment Performance Summary Report transaction | Permit Identifier, Pretreatment Performance Summary End Date |
| PPR100 | Removal Credits Pollutant Code(s) must exist because Most Recent Date Removal Credits Approval exists. | If Date of Most Recent Removal Credits Approval exists, Removal Credits must exist. | Reject Pretreatment Performance Summary Report transaction | Permit Identifier, Pretreatment Performance Summary End Date |
| PPR105 | Most Recent Date Technical Evaluation Local Limits must be less than or equal to the current date <current date value>. | Date of Most Recent Technical Evaluation for Local Limits must be less than or equal to the current date. | Reject Pretreatment Performance Summary Report transaction | Permit Identifier, Pretreatment Performance Summary End Date |
| PPR106 | Most Recent Date Adoption Technically Based Local Limits must be less than or equal to the current date <current date value>. | Date of Most Recent Adoption of Technically Based Local Limits must be less than or equal to the current date. | Reject Pretreatment Performance Summary Report transaction | Permit Identifier, Pretreatment Performance Summary End Date |
| PPR107 | Most Recent Date Removal Credits Approval must be less than or equal to the current date <current date value>. | Date of Most Recent Removal Credits Approval must be less than or equal to the current date. | Reject Pretreatment Performance Summary Report transaction | Permit Identifier, Pretreatment Performance Summary End Date |
| PPR110 | Removal Credits Pollutant Code <Removal Credits Pollutant Code value 1, Removal Credits Pollutant Code value 2,... Removal Credits Pollutant Code value n> does not exist or is inactive in the ICIS reference table. | Removal Credits must be a valid (i.e. Active) code in the REF_POLLUTANT table. | Reject Pretreatment Performance Summary Report transaction | Permit Identifier, Pretreatment Performance Summary End Date |

| Error/Warning Code | Error/Warning Message | Reason for Error | Result of Error or Warning | Key Fields of Record Affected |
|--------------------|---|--|--------------------------------------|--|
| SAR010 | SSO Annual Report Year must exist. | SSO Annual Report Year must exist for an SSO Annual Report in ICIS. | Reject SSO Annual Report transaction | Permit Identifier, SSO Annual Report Received Date |
| SER005 | Duration SSO Overflow Event must be either an integer or a decimal entered in 15 minute increments (i.e., .0, .00, .25, .5, .50, .75). | Duration of Event must be either an integer or a decimal indicating 15 minute increments (i.e., .0, .00, .25, .5, .50, .75). | Reject SSO Event Report transaction | Permit Identifier, SSO Event Date, SSO Event ID |
| SER010 | Impact SSO Event <Impact SSO Event value 1, Impact SSO Event value 2,...Impact SSO Event value n> does not exist or is inactive in the ICIS reference table. | Impact of SSO Event must be a valid (i.e., Active) code in the REF_SSO_IMPACT table. | Reject SSO Event Report transaction | Permit Identifier, SSO Event Date, SSO Event ID |
| SER020 | Other System Component must exist because System Component equals Other (O). | If System Component exists and equals Other, then Other System Component must exist. | Reject SSO Event Report transaction | Permit Identifier, SSO Event Date, SSO Event ID |
| SER030 | System Component must = O (Other) because Other System Component exists. | If Other System Component exists, then System Component must = Other. | Reject SSO Event Report transaction | Permit Identifier, SSO Event Date, SSO Event ID |
| SER040 | System Component <System Component value 1, System Component value 2,...System Component value n> does not exist or is inactive in the ICIS reference table. | System Component must be a valid (i.e., Active) code in the REF_SYSTEM_COMPONENT table. | Reject SSO Event Report transaction | Permit Identifier, SSO Event Date, SSO Event ID |
| SER045 | System Component <System Component value 1, System Component value 2, ... System Component value n> must be entered only once for SSO System Component values. | The System Component entered must be unique for SSO System Component. | Reject SSO Event Report transaction | Permit Identifier, SSO Event Date, SSO Event ID |
| SER050 | Steps Reduce Prevent Mitigate <Steps Reduce Prevent Mitigate value 1, Steps Reduce Prevent Mitigate value 2,... Steps Reduce Prevent Mitigate value n> does not exist or is inactive in the ICIS reference table. | Steps to Reduce, Prevent, Mitigate must be a valid (i.e., Active) code in the REF_SSO_REACTION table. | Reject SSO Event Report transaction | Permit Identifier, SSO Event Date, SSO Event ID |

| Error/Warning Code | Error/Warning Message | Reason for Error | Result of Error or Warning | Key Fields of Record Affected |
|--------------------|---|--|---|---|
| SER060 | At least one of the following must exist: Latitude Measure and Longitude Measure or SSO Overflow Location Street. | At least one of the following must exist for a SSO Event Report: <ul style="list-style-type: none"> SSO Overflow Location Latitude and Longitude SSO Overflow Location Street Address. | Reject SSO Event Report transaction | Permit Identifier, SSO Event Date, SSO Event ID |
| SER070 | 1) Latitude Measure must exist because Longitude Measure exists. 2) Longitude Measure must exist because Latitude Measure exists. | Latitude must exist if Longitude is exists and vice versa. | Reject SSO Event Report transaction | Permit Identifier, SSO Event Date, SSO Event ID |
| SER075 | Steps Reduce Prevent Mitigate <Steps Reduce Prevent Mitigate value 1, Steps Reduce Prevent Mitigate value 2, ... Steps Reduce Prevent Mitigate value n> must be entered only once for SSO Steps values. | Steps to Reduce, Prevent, Mitigate entered must be unique for SSO Steps. | Reject SSO Event Report transaction | Permit Identifier, SSO Event Date, SSO Event ID |
| SER080 | At least one of the following must exist: Latitude Measure and Longitude Measure or SSO Overflow Location Street. | At least one of the following must exist for a SSO Event Report: <ul style="list-style-type: none"> SSO Overflow Location Latitude and Longitude SSO Overflow Location Street Address. | Reject SSO Event Report transaction | Permit Identifier, SSO Event Date, SSO Event ID |
| SER090 | Latitude Measure <Latitude Measure value> must be greater than or equal to -90 and less than or equal to 90. | SSO Overflow Location Latitude must be greater than or equal to -90 and less than or equal to 90. | Reject SSO Event Report transaction | Permit Identifier, SSO Event Date, SSO Event ID |
| SER100 | Longitude Measure <Longitude Measure value> must be greater than or equal to -180 and less than or equal to 180. | SSO Overflow Location Longitude must be greater than or equal to -180 and less than or equal to 180. | Reject SSO Event Report transaction | Permit Identifier, SSO Event Date, SSO Event ID |
| SER110 | 1) Latitude Measure must exist because Longitude Measure exists. 2) Longitude Measure must exist because Latitude Measure exists. | Latitude must exist if Longitude is exists and vice versa. | Reject SSO Event Report transaction | Permit Identifier, SSO Event Date, SSO Event ID |
| SMR010 | SSO Monthly Event Month must exist. | SSO Monthly Event Month must exist. | Reject SSO Monthly Event Report transaction | Permit Identifier, SSO Monthly Report Received Date |

| Error/Warning Code | Error/Warning Message | Reason for Error | Result of Error or Warning | Key Fields of Record Affected |
|--------------------|---|---|---|---|
| SMR020 | The SSO Monthly Event Year must exist. | SSO Monthly Event Year (yyyy) must exist. | Reject SSO Monthly Event Report transaction | Permit Identifier, SSO Monthly Report Received Date |
| SWE010 | Time Exceedance Rationale Code <Time Exceedance Rationale Code value> does not exist or is inactive in the ICIS reference table. | Time Exceedance Rationale must be a valid (i.e. Active) code in the REF_TIME_EXCEED_RATIONALE table. | Reject Storm Water Event Report transaction | Permit Identifier, Date Storm Event Sampled, Storm Water Event Id |
| SWE020 | Monitoring Exemption Rationale Indicator <Monitoring Exemption Rationale Indicator value> does not exist or is inactive in the ICIS reference table. | Monitoring Exemption Rationale must be a valid (i.e. Active) code in the REF_MONITORING_EXEMPTION table. | Reject Storm Water Event Report transaction | Permit Identifier, Date Storm Event Sampled, Storm Water Event Id |
| SWE030 | Pollutant Monitoring Basis Code <Pollutant Monitoring Basis Code value> does not exist or is inactive in the ICIS reference table. | Pollutant Monitoring Basis must be a valid (i.e. Active) code in the REF_MONITORING_BASIS table. | Reject Storm Water Event Report transaction | Permit Identifier, Date Storm Event Sampled, Storm Water Event Id |
| SWE040 | The Permitted Feature Identifier <Permitted Feature Identifier value> does not exist for the Permit ID in ICIS. | The Permitted Feature Identifier must be a valid Permitted Feature Identifier for the NPDES ID that exists in ICIS. | Reject Storm Water Event Report transaction | Permit Identifier, Date Storm Event Sampled, Storm Water Event Id |
| SWR010 | Projected Sources Funding Code <Projected Sources Funding Code value 1, Projected Sources Funding Code value 2,... Projected Sources Funding Code value n> does not exist or is inactive in the ICIS reference table. | Projected Sources of Funding must be a valid (i.e. Active) code in the REF_SOURCE_FUNDING table | Reject Storm Water MS4 Program Report transaction | Permit Identifier, Storm Water MS4 Report Received Date |
| SWR020 | Major Outfall Estimated Measure Indicator must exist because Major Outfall Number is greater than zero. | If Number of Major MS4 Outfalls > 0 Major Outfalls Estimated/Measured must exist. | Reject Storm Water MS4 Program Report transaction | Permit Identifier, Storm Water MS4 Report Received Date |
| SWR030 | Minor Outfall Estimated Measure Indicator must exist because Minor Outfall Number is greater than zero. | If Number of Minor MS4 Outfalls > 0 Minor Outfalls Estimated/Measured must exist. | Reject Storm Water MS4 Program Report transaction | Permit Identifier, Storm Water MS4 Report Received Date |

9.1.20 State NPDES Formal Enforcement Action Error Messages

The table below lists error messages that are generated when ICIS-NPDES Batch cannot process a formal enforcement action transaction, what caused the error, how the error affected the transaction, and the key fields of the transaction that had the error.

| Error/Warning Code | Error/Warning Message | Reason for Error | Result of Error or Warning | Key Fields of Record Affected |
|--------------------|--|--|---|-------------------------------|
| BAT010 | Transaction Type <Transaction Type value> is not valid for <Submission Type value>. | Transaction Type must be valid for Formal Enforcement Actions. Valid Transaction Types are X (Mass Delete), N (New), C (Change), R (Replace). | Reject entire Formal Enforcement Action transaction | Enforcement Action Identifier |
| BAT020 | User <ID value> does not have privileges to perform this <Transaction Type value> <Submission Type value> transaction. | User must have privileges to perform the transaction. This relates to specific roles, access level (HQ, specific region, specific state), and sensitive data privileges. Note: ICIS does not have Batch-specific privileges. The privileges for Batch and Web access are the same. | Reject entire Formal Enforcement Action transaction | Enforcement Action Identifier |
| FEA030 | Enforcement Action already exists for the key data provided. | The Enforcement Action Identifier must not exist in ICIS. | Reject entire Formal Enforcement Action transaction | Enforcement Action Identifier |
| FEA040 | The Enforcement Action identifier must already exist in ICIS. | The Enforcement Action Identifier must exist in ICIS. | Reject entire Formal Enforcement Action transaction | Enforcement Action Identifier |
| FEA050 | The Formal Enforcement Action only contains key data and no other data for processing. | If the Formal Enforcement Action transaction contains only key data and no other data, ICIS rejects the Formal Enforcement Action transaction. | Reject entire Formal Enforcement Action transaction | Enforcement Action Identifier |
| FEA051 | The Enforcement Action in ICIS must represent a State NPDES Enforcement Action. | The existing Enforcement Action in ICIS must be a state Activity (i.e., state_epa_flag = S) in the ICIS_ACTIVITY table and must be a NPDES enforcement action. Note: This business rule is not checked for Replace transactions where the Enforcement Action does not exist in ICIS. | Reject entire Formal Enforcement Action transaction | Enforcement Action Identifier |

| Error/Warning Code | Error/Warning Message | Reason for Error | Result of Error or Warning | Key Fields of Record Affected |
|--------------------|---|---|---|-------------------------------|
| FEA060 | The first two characters (i.e., State Code) of the Enforcement Action Identifier must represent a valid state in the ICIS reference table, the third character must be a dash, and it must be at least four characters in length. | The first two characters (i.e., State Code) of the Enforcement Action Identifier must be a valid state (i.e., Active code where usage_indicator = N or B) in REF_STATE table, the third character must be a dash (i.e., -), and it must be a minimum of four characters in length. Note: This business rule is not checked for Replace transactions where the Enforcement Action exists in ICIS. | Reject entire Formal Enforcement Action transaction | Enforcement Action Identifier |
| FEA080 | The Formal Enforcement Action cannot be deleted because its Final Order has Enforcement Action Limit(s). | A Formal Enforcement Action cannot be deleted if its Final Order includes Enforcement Action Limits. | Reject entire Formal Enforcement Action transaction | Enforcement Action Identifier |
| FEA091 | The Permit Type for the Permit Identifier(s) <Permit Identifier value 1, Permit Identifier value 2,... Permit Identifier value n> cannot be NPDES Master General Permit or State Issued Master General Permit (Non-NPDES). | For Enforcement Action Linked Facilities, the Permit Type for the Permit identified by the NPDES ID cannot be: <ul style="list-style-type: none"> • NPDES Master General Permit • State Issued Master General Permit (Non-NPDES) | Reject entire Formal Enforcement Action transaction | Enforcement Action Identifier |
| FEA100 | Permit Identifier for the Facility Interest must exist for a State NPDES Formal Enforcement Action. | One or more Linked NPDES ID for the Facility Interest must exist for a State NPDES Formal Enforcement Action. | Reject entire Formal Enforcement Action transaction | Enforcement Action Identifier |
| FEA110 | Permit Identifier(s) <Permit Identifier value 1, Permit Identifier value 2,... Permit Identifier value n> is not a NPDES Facility Interest or does not exist in ICIS. | If the Permit Type for the Permit identified by the NPDES ID is not one of the following: <ul style="list-style-type: none"> • NPDES Master General Permit • State Issued Master General Permit (Non-NPDES) Then the Linked NPDES ID for the Facility Interest of the Formal Enforcement Action must exist in ICIS and must have a Program System Acronym of NPDES. | Reject entire Formal Enforcement Action transaction | Enforcement Action Identifier |
| FEA120 | Permit Identifier(s) <Permit Identifier value 1, Permit Identifier value 2,... Permit Identifier value n> must be for the same state acronym as the first two characters of the Enforcement Action Identifier. | The first two characters (i.e., State Code) of the NPDES ID (i.e., Facility Interest Identifier) must equal the first two characters of the Enforcement Action Identifier. | Reject entire Formal Enforcement Action transaction | Enforcement Action Identifier |

| Error/Warning Code | Error/Warning Message | Reason for Error | Result of Error or Warning | Key Fields of Record Affected |
|--------------------|--|--|---|-------------------------------|
| FEA140 | Permit Identifier(s) <Permit Identifier value 1, Permit Identifier value 2,... Permit Identifier value n> cannot be unlinked from the Enforcement Action because one or more Violations with the same NPDES ID are linked to the Enforcement Action. | A NPDES ID (i.e. Facility Interest) cannot be unlinked from an Enforcement Action if one or more Violations with the same NPDES ID are linked to the Enforcement Action. Note: <ul style="list-style-type: none"> This business rule is not checked for Replace transactions where the Enforcement Action does not exist in ICIS. | Reject entire Formal Enforcement Action transaction | Enforcement Action Identifier |
| FEA150 | The Permit Identifier cannot be unlinked from the Enforcement Action because it is the only NPDES ID (i.e. Facility Interest) that is in common with a Related Activity that is linked to the Enforcement Action. | A NPDES ID (i.e. Facility Interest) cannot be unlinked from an Enforcement Action if it is the only NPDES ID (i.e., Facility Interest) that is in common with a Related Activity (e.g., Compliance Assistance, Compliance Determination, Compliance Monitoring, Enforcement Action, Incident) that is linked to the Enforcement Action. Note: This business rule is not checked for Replace transactions where the Enforcement Action does not exist in ICIS. | Reject entire Formal Enforcement Action transaction | Enforcement Action Identifier |
| FEA151 | Forum must exist for a Formal Enforcement Action. | Forum must exist for a Formal Enforcement Action. | Reject entire Formal Enforcement Action transaction | Enforcement Action Identifier |
| FEA152 | The Enforcement Action in ICIS must represent either an Administrative Formal Enforcement Action or a Judicial Enforcement Action. | The existing Enforcement Action in ICIS must have a Forum = AFR (Administrative-Formal) or JDC (Judicial). Note: This business rule is not checked for Replace transactions where the Enforcement Action does not exist in ICIS. | Reject entire Formal Enforcement Action transaction | Enforcement Action Identifier |
| FEA153 | The Forum cannot be changed from Administrative - Formal to Judicial or vice-versa. | Forum cannot be changed from Administrative - Formal to Judicial or vice-versa. Notes: This business rule is not checked for Replace transactions where the Enforcement Action does not exist in ICIS. | Reject entire Formal Enforcement Action transaction | Enforcement Action Identifier |
| FEA160 | Enforcement Action Type Code must exist for a Formal Enforcement Action. | Enforcement Action Type must exist for a Formal Enforcement Action. | Reject entire Formal Enforcement Action transaction | Enforcement Action Identifier |

| Error/Warning Code | Error/Warning Message | Reason for Error | Result of Error or Warning | Key Fields of Record Affected |
|--------------------|--|--|---|-------------------------------|
| FEA180 | Enforcement Action Type Code(s) <Enforcement Action Type Code value 1, Enforcement Action Type Code value 2,...Enforcement Action Type Code value n> is not valid for State NPDES Enforcement Actions, does not exist, or is inactive in the ICIS reference table. | Enforcement Action Type(s) must be a valid (i.e., Active) code with a State NPDES activity filter code (i.e., ref_activity_filter.npdes_flag = 'Y' based on ref_enf_type.activity_filter_code) in the REF_ENF_TYPE table. | Reject entire Formal Enforcement Action transaction | Enforcement Action Identifier |
| FEA200 | Enforcement Action Type Code(s) <Enforcement Action Type Code value 1, Enforcement Action Type Code value 2,...Enforcement Action Type Code value n> must match the Forum <Forum value>. | Enforcement Action Type(s) must have an activity_type_code in the REF_ENF_TYPE table that matches the Forum. | Reject entire Formal Enforcement Action transaction | Enforcement Action Identifier |
| FEA220 | A Judicial Enforcement Action cannot have more than one Enforcement Action Type Code. | For Judicial Enforcement Actions, no more than one Enforcement Action Type can exist. | Reject entire Formal Enforcement Action transaction | Enforcement Action Identifier |
| FEA240 | Programs Violated Code must exist for a Formal Enforcement Action. | Programs Violated must exist for a Formal Enforcement Action. | Reject entire Formal Enforcement Action transaction | Enforcement Action Identifier |
| FEA250 | Programs Violated Code(s) <Programs Violated Code value 1, Programs Violated Code value 2,... Programs Violated Code value n> is not a NPDES Programs Violated Code, does not exist, or is an inactive value in the ICIS reference table. | Programs Violated must be a valid (i.e., Active) code with program_category_code = NPDES in the REF_PROGRAM table. | Reject entire Formal Enforcement Action transaction | Enforcement Action Identifier |
| FEA260 | Resolution Type Code <Resolution Type Code value> is not valid for State NPDES Enforcement Actions, does not exist, or is an inactive value in the ICIS reference table. | Enforcement Action Resolution Type must be a valid (i.e., Active) code with a State NPDES activity filter (i.e., ref_activity_filter.npdes_flag = 'Y' based on ref_enf_outcome.activity_filter_code) in the REF_ENF_OUTCOME table. | Reject entire Formal Enforcement Action transaction | Enforcement Action Identifier |
| FEA270 | Resolution Type Code <Resolution Type Code value> is not a valid Administrative Formal Resolution Type. | For Administrative Enforcement Actions, Enforcement Action Resolution Type must be a valid Administrative Formal Resolution Type (i.e., judicial_admin_filter_flag = B) in the REF_ENF_OUTCOME table. | Reject entire Formal Enforcement Action transaction | Enforcement Action Identifier |
| FEA280 | Resolution Type Code <Resolution Type Code value> is not a valid Judicial Resolution Type. | For Judicial Enforcement Actions, Enforcement Action Resolution Type must be a valid Judicial Resolution Type (i.e., judicial_admin_filter_flag = J or B) in the REF_ENF_OUTCOME table. | Reject entire Formal Enforcement Action transaction | Enforcement Action Identifier |

| Error/Warning Code | Error/Warning Message | Reason for Error | Result of Error or Warning | Key Fields of Record Affected |
|--------------------|---|---|---|-------------------------------|
| FEA290 | Resolution Type Code <Resolution Type Code value> is not valid because a Final Order(s) does not exist, Penalty data does not exist, or Final Order Issued Entered Date does not exist. | For Administrative Formal Enforcement Actions, if Enforcement Action Resolution Type is one of the following: <ul style="list-style-type: none"> • Default Order With Penalty • Final Order With Penalty • Litigated With Penalty Then all of the following conditions must be true: <ul style="list-style-type: none"> • One or more Final Orders must exist for the Enforcement Action • Penalty data must exist for at least one Final Order • Final Order Issued/Entered Date must exist for the Final Order(s) | Reject entire Formal Enforcement Action transaction | Enforcement Action Identifier |
| FEA300 | Resolution Type Code <Resolution Type Code value> is not valid because a Final Order(s) does not exist or Penalty data does not exist. | For Judicial Enforcement Actions, if Enforcement Action Resolution Type is one of the following: <ul style="list-style-type: none"> • Default Order With Penalty • Final Order With Penalty • Litigated With Penalty Then all of the following conditions must be true: <ul style="list-style-type: none"> • One or more Final Orders must exist for the Enforcement Action • Penalty data must exist for at least one Final Order | Reject entire Formal Enforcement Action transaction | Enforcement Action Identifier |
| FEA310 | Resolution Type Code <Resolution Type Code value> is not valid because the Enforcement Action must either have a Final Order with Penalty data and a Final Order Issued Entered Date, or have no Final Order(s) at all. | For Administrative Formal Enforcement Actions, if Enforcement Action Resolution Type is Source Agrees, then one and only one of the following scenarios must be true. Scenario 1: <ul style="list-style-type: none"> • One or more Final Orders exist for the Enforcement Action • Penalty data exists for at least one Final Order • Final Order Issued/Entered Date exists for the Final Order(s) Scenario 2: <ul style="list-style-type: none"> • No Final Orders exist for the Enforcement Action | Reject entire Formal Enforcement Action transaction | Enforcement Action Identifier |

| Error/Warning Code | Error/Warning Message | Reason for Error | Result of Error or Warning | Key Fields of Record Affected |
|--------------------|---|---|---|-------------------------------|
| FEA320 | Resolution Type Code <Resolution Type Code value> is not valid because the Enforcement Action must either have a Final Order with Penalty data, or have no Final Order(s) at all. | For Judicial Enforcement Actions, if Enforcement Action Resolution Type is Source Agrees, then only one of the following scenarios must be true. Scenario 1: <ul style="list-style-type: none"> One or more Final Orders exist for the Enforcement Action Penalty data exists for at least one Final Order Scenario 2: <ul style="list-style-type: none"> No Final Orders exist for the Enforcement Action | Reject entire Formal Enforcement Action transaction | Enforcement Action Identifier |
| FEA330 | Resolution Type Code <Resolution Type Code value> is not valid because a Final Order(s) does not exist or Penalty data exists. | If Enforcement Action Resolution Type is one of the following: <ul style="list-style-type: none"> Default Order No Penalty Final Order No Penalty Litigated No Penalty Unilateral Administrative Order Without Adjudication Then all of the following conditions must be true: <ul style="list-style-type: none"> One or more Final Orders must exist for the Enforcement Action Penalty data must not exist for any Final Order(s) | Reject entire Formal Enforcement Action transaction | Enforcement Action Identifier |
| FEA340 | Resolution Type Code <Resolution Type Code value> is not valid because one or more Final Orders exist. | For Administrative Formal Enforcement Actions, if Enforcement Action Resolution Type is one of the following: <ul style="list-style-type: none"> Dismissed by Tribunal EPA Did Not Pursue Litigated, Lost Unknown Voluntarily Dismissed After Filing Withdrawn by Region/State Then a Final Order must not exist for the Enforcement Action. | Reject entire Formal Enforcement Action transaction | Enforcement Action Identifier |

| Error/Warning Code | Error/Warning Message | Reason for Error | Result of Error or Warning | Key Fields of Record Affected |
|--------------------|---|---|---|-------------------------------|
| FEA350 | Resolution Type Code <Resolution Type Code value> is not valid because one or more Final Orders exist. | For Judicial Enforcement Actions, if Enforcement Action Resolution Type is one of the following: <ul style="list-style-type: none"> • DOJ Declined • Dismissed by Tribunal • EPA Did Not Pursue • Litigated, Lost • Unknown • U.S. Attorney Declined • Voluntarily Dismissed After Filing • Withdrawn by Region/State Then a Final Order must not exist for the Enforcement Action. | Reject entire Formal Enforcement Action transaction | Enforcement Action Identifier |
| FEA360 | Combined or Superseded by EA ID must exist because Resolution Type Code is <Resolution Type Code value>. | If Enforcement Action Resolution Type is one of the following: <ul style="list-style-type: none"> • Combined With Another Case(s) • Superseded by Another Enforcement Action Then the Combined with / Superseded by Enforcement Action Identifier field must exist. | Reject entire Formal Enforcement Action transaction | Enforcement Action Identifier |
| FEA370 | Combined or Superseded by EA ID does not exist in ICIS. | Combined with / Superseded by Enforcement Action Identifier field must be an Enforcement Action Identifier that exists in ICIS. | Reject entire Formal Enforcement Action transaction | Enforcement Action Identifier |
| FEA380 | Combined or Superseded by EA ID cannot exist because Resolution Type Code is neither ECO (Combined With Another Case(s)) or ESU (Superseded by Another Enforcement Action). | If Enforcement Action Resolution Type is blank or is not one of the following: <ul style="list-style-type: none"> • Combined With Another Case(s) • Superseded by Another Enforcement Action Then Combined with / Superseded by Enforcement Action must not exist. | Reject entire Formal Enforcement Action transaction | Enforcement Action Identifier |
| FEA390 | Resolution Type Code <Resolution Type Code value> is not valid because a Final Order exists for the Enforcement Action. | If Enforcement Action Resolution Type is Combined With Another Case(s), then a Final Order must not exist for the Enforcement Action. | Reject entire Formal Enforcement Action transaction | Enforcement Action Identifier |

| Error/Warning Code | Error/Warning Message | Reason for Error | Result of Error or Warning | Key Fields of Record Affected |
|--------------------|--|---|---|-------------------------------|
| FEA400 | Combined or Superseded by EA ID <Combined or Superseded by EA ID value> cannot be equal to the Enforcement Action Identifier of the current Enforcement Action. | Combined with / Superseded by Enforcement Action must not be equal to the source Enforcement Action. | Reject entire Formal Enforcement Action transaction | Enforcement Action Identifier |
| FEA410 | Reason Deleting Record must exist for a Mass Delete Formal Enforcement Action transaction. | Reason for Deleting Enforcement Action must exist. Note: this tag is ignored for New, Change, and Replace transactions. | Reject entire Formal Enforcement Action transaction | Enforcement Action Identifier |
| FEA420 | Final Order Identifier <Final Order Identifier value> must be unique for the Enforcement Action. Note: This error message is issued once for each set of Final Orders with the same Final Order Identifier. | All Final Orders for an Enforcement Action must have a unique Final Order ID. Note: this applies even if duplicate data are submitted for multiple Final Orders. | Reject entire Formal Enforcement Action transaction | Enforcement Action Identifier |
| FEA430 | Final Order Identifier <Final Order Identifier value> cannot be deleted because it has Enforcement Action Limits. Note: This error message is issued once for each Final Order. | A Final Order cannot be deleted if it includes Enforcement Action Limits. Note: This business rule is not checked for Replace transactions where the Enforcement Action does not exist in ICIS. | Reject entire Formal Enforcement Action transaction | Enforcement Action Identifier |
| FEA461 | For Final Order <Final Order Identifier value>, Final Order Type Code must exist for a Final Order. Note: This error message is issued once for each Final Order. | Final Order Type must exist for a Final Order. | Reject entire Formal Enforcement Action transaction | Enforcement Action Identifier |
| FEA470 | For Final Order <Final Order Identifier value>, Final Order Type Code <Final Order Type Code value> is not valid for State NPDES Enforcement Actions, does not exist, or is inactive in the ICIS reference table. Note: This error message is issued once for each Final Order. | Final Order Type must be a valid (i.e., Active) code with a State NPDES activity filter code and ref_activity_filter.npdes_flag = 'Y' based on ref_enf_conclusion_action.activity_filter_code in the REF_ENF_CONCLUSION_ACTION table. | Reject entire Formal Enforcement Action transaction | Enforcement Action Identifier |

| Error/Warning Code | Error/Warning Message | Reason for Error | Result of Error or Warning | Key Fields of Record Affected |
|--------------------|---|--|---|-------------------------------|
| FEA480 | <p>For Final Order <Final Order Identifier value>, Final Order Type Code <Final Order Type Code value> must have the same Forum (e.g., Administrative Formal, Judicial) as the parent Enforcement Action.</p> <p>Note: This error message is issued once for each Final Order.</p> | The Final Order Type activity_type_code in the REF_ENF_CONCLUSION_ACTION table must match the Enforcement Action Type(s) activity_type_code in the REF_ENF_TYPE table. | Reject entire Formal Enforcement Action transaction | Enforcement Action Identifier |
| FEA490 | <p>For Final Order <Final Order Identifier value>, Final Order Type Code must be APO (Administrative Penalty Order With or Without Injunctive Relief) if one or more SEP(s) exist for the Final Order.</p> <p>Note: This error message is issued once for each Final Order.</p> | <p>For Administrative Formal Enforcement Actions, if SEP data exists, then Final Order Type must be Administrative Penalty Order With or Without Injunctive Relief.</p> <p>Note: This business rule is not checked for Replace transactions where the Enforcement Action does not exist in ICIS.</p> | Reject entire Formal Enforcement Action transaction | Enforcement Action Identifier |
| FEA501 | <p>For Final Order <Final Order Identifier value>, Final Order Permit Identifier for the Facility Interest must exist for a Final Order.</p> <p>Note: This error message is issued once for each Final Order.</p> | One or more Linked NPDES ID for the Facility Interest must exist for a Final Order. | Reject entire Formal Enforcement Action transaction | Enforcement Action Identifier |
| FEA510 | <p>For Final Order <Final Order Identifier value>, Final Order Permit Identifier(s) <Final Order Permit Identifier value 1, Final Order Permit Identifier value 2,... Final Order Permit Identifier value n> must also be linked to the parent Enforcement Action.</p> <p>Note: This error message is issued once for each Final Order.</p> | The Linked NPDES ID(s) (i.e., Facility Interest) for a Final Order must also be linked to the parent Enforcement Action. | Reject entire Formal Enforcement Action transaction | Enforcement Action Identifier |

| Error/Warning Code | Error/Warning Message | Reason for Error | Result of Error or Warning | Key Fields of Record Affected |
|--------------------|---|---|---|-------------------------------|
| FEA530 | <p>For Final Order <Final Order Identifier value>, Final Order Permit Identifier(s) <Final Order Permit Identifier value 1, Final Order Permit Identifier value 2,... Final Order Permit Identifier value n> cannot be unlinked from the Final Order because the Final Order Permit Identifier is linked to a Compliance Schedule for the Final Order.</p> <p>Note: This error message is issued once for each Final Order.</p> | <p>A Linked NPDES ID(s) (i.e., Facility Interest) cannot be removed from a Final Order if the NPDES ID (i.e., Facility Interest) is linked to any Compliance Schedules for the Final Order.</p> <p>Note: This business rule is not checked for Replace transactions where the Enforcement Action does not exist in ICIS.</p> | Reject entire Formal Enforcement Action transaction | Enforcement Action Identifier |
| FEA540 | <p>For Final Order <Final Order Identifier value>, Final Order Permit Identifier(s) <Final Order Permit Identifier value 1, Final Order Permit Identifier value 2,... Final Order Permit Identifier value n> cannot be unlinked from the Final Order because the Final Order Permit Identifier is associated with an Enforcement Action Limit for the Final Order.</p> <p>Note: This error message is issued once for each Final Order.</p> | <p>A Linked NPDES ID(s) (i.e., Facility Interest) cannot be removed from a Final Order if the NPDES ID (i.e., Facility Interest) is associated with any Enforcement Action Limits for the Final Order.</p> <p>Note: This business rule is not checked for Replace transactions where the Enforcement Action does not exist in ICIS.</p> | Reject entire Formal Enforcement Action transaction | Enforcement Action Identifier |
| FEA550 | <p>For Final Order <Final Order Identifier value>, Final Order Permit Identifier(s) <Final Order Permit Identifier value 1, Final Order Permit Identifier value 2,... Final Order Permit Identifier value n> cannot be unlinked from the Final Order because the Final Order Permit Identifier is associated with a Violation linked to the Final Order.</p> <p>Note: This error message is issued once for each Final Order.</p> | <p>A Linked NPDES ID(s) (i.e., Facility Interest) cannot be removed from a Final Order if the NPDES ID (i.e., Facility Interest) is associated with any Violations linked to the Final Order.</p> <p>Note: This business rule is not checked for Replace transactions where the Enforcement Action does not exist in ICIS.</p> | Reject entire Formal Enforcement Action transaction | Enforcement Action Identifier |
| FEA570 | <p>For Final Order <Final Order Identifier value>, the following must exist for an Administrative Formal Enforcement Action Final Order if the Final Order is the only Final Order for the Enforcement Action and the Complaint/Proposed Order Milestone Actual Date does not exist: Final Order Issued Entered Date.</p> | <p>For Administrative Formal Enforcement Actions, Final Order Issued/Entered Date must exist if the Final Order is the only Final Order for the Enforcement Action and the Complaint Filed/Proposed Order Milestone Actual Date does not exist.</p> | Reject entire Formal Enforcement Action transaction | Enforcement Action Identifier |

| Error/Warning Code | Error/Warning Message | Reason for Error | Result of Error or Warning | Key Fields of Record Affected |
|--------------------|--|--|---|-------------------------------|
| FEA580 | For Final Order <Final Order Identifier value>, Final Order Issued Entered Date must exist for an Administrative Formal Enforcement Action Final Order if multiple Final Orders exist for the Enforcement Action. Note: This error message is issued once for each Final Order. | For Administrative Formal Enforcement Actions, Final Order Issued/Entered Date must exist if multiple Final Orders exist for the Enforcement Action. | Reject entire Formal Enforcement Action transaction | Enforcement Action Identifier |
| FEA581 | For Final Order <Final Order Identifier value>, Final Order Issued Entered Date cannot exist because Final Order Type Code <Final Order Type Code value> represents a Proposed Judicial Settlement. | For Judicial Enforcement Actions, Final Order Issued/Entered Date cannot exist if Final Order Type is Proposed Judicial Settlement. | Reject entire Formal Enforcement Action transaction | Enforcement Action Identifier |
| FEA590 | For Final Order <Final Order Identifier value>, Final Order Issued Entered Date <Final Order Issued Entered Date value> must be less than or equal to the current date <current date value> for the Final Order. Note: This error message is issued once for each Final Order. | Final Order Issued/Entered Date must be less than or equal to the current date. | Reject entire Formal Enforcement Action transaction | Enforcement Action Identifier |
| FEA600 | For Final Order <Final Order Identifier value>, Final Order Issued Entered Date <Final Order Issued Entered Date value> must be less than or equal to NPDES Closed Date <NPDES Closed Date value> for the Final Order. Note: This error message is issued once for each Final Order. | If the NPDES Closed Date exists for a Final Order, then Final Order Issued/Entered Date must be less than or equal to the NPDES Closed Date for the Final Order. | Reject entire Formal Enforcement Action transaction | Enforcement Action Identifier |
| FEA610 | For Final Order <Final Order Identifier value>, Final Order Issued Entered Date <Final Order Issued Entered Date value> must be less than or equal to the Actual Date of any Enforcement Action Milestone that succeeds Final Order Issued in the ordered list of Milestones, with the exception of NPDES Closed. Note: This error message is issued once for each Final Order. | Final Order Issued/Entered Date for a Final Order must be less than or equal to the Actual Date of any Enforcement Action Milestone that succeeds the Final Order Issued Milestone in the ordered list of Milestones, with the exception of NPDES Closed. Note: This business rule is not checked for Replace transactions where the Enforcement Action does not exist in ICIS. | Reject entire Formal Enforcement Action transaction | Enforcement Action Identifier |

| Error/Warning Code | Error/Warning Message | Reason for Error | Result of Error or Warning | Key Fields of Record Affected |
|--------------------|---|---|---|-------------------------------|
| FEA620 | For Final Order <Final Order Identifier value>, Final Order Issued Entered Date <Final Order Issued Entered Date value> must be greater than or equal the Actual Date of any Enforcement Action Milestone that precedes Final Order Issued in the ordered list of Milestones, with the exception of Enforcement Action Data Entered. Note: This error message is issued once for each Final Order. | Final Order Issued/Entered Date for a Final Order must be greater than or equal to the Actual Date of any Enforcement Action Milestone that precedes the Final Order Issued Milestone in the ordered list of Milestones, with the exception of Enforcement Action Data Entered. Note: This business rule is not checked for Replace transactions where the Enforcement Action does not exist in ICIS. | Reject entire Formal Enforcement Action transaction | Enforcement Action Identifier |
| FEA630 | For Final Order <Final Order Identifier value>, Final Ordered Issued Date must exist because the Final Order is linked to a NPDES Violation. Note: This error message is issued once for each Final Order. | Final Order Issued/Entered Date must exist if the Final Order is linked to a NPDES Violation. Note: This business rule is not checked for Replace transactions where the Enforcement Action does not exist in ICIS. | Reject entire Formal Enforcement Action transaction | Enforcement Action Identifier |
| FEA640 | For Final Order <Final Order Identifier value>, Final Ordered Issued Date must be greater than or equal to the Violation Date of each Violation linked to the Final Order. Note: This error message is issued once for each Final Order. | Final Order Issued/Entered Date must be greater than or equal to the Violation Date of each Violation linked to the Final Order. Notes: <ul style="list-style-type: none"> This business rule is not checked for Replace transactions where the Enforcement Action does not exist in ICIS. This business rule is currently enforced by the ICIS Web application but is not documented. See O&M DR 7953. | Reject entire Formal Enforcement Action transaction | Enforcement Action Identifier |
| FEA730 | For Final Order <Final Order Identifier value>, NPDES Closed Date <NPDES Closed Date value> of the Final Order must be less than or equal to the current date <current date value>. Note: This error message is issued once for each Final Order. | NPDES Closed Date for the Final Order must be less than or equal to the current date. | Reject entire Formal Enforcement Action transaction | Enforcement Action Identifier |

| Error/Warning Code | Error/Warning Message | Reason for Error | Result of Error or Warning | Key Fields of Record Affected |
|--------------------|--|--|---|-------------------------------|
| FEA740 | For Final Order <Final Order Identifier value>, NPDES Closed Date <NPDES Closed Date value> of the Final Order must be less than or equal to the Enforcement Action Closed Milestone Actual Date. Note: This error message is issued once for each Final Order. | If the Enforcement Action Closed Milestone Actual Date exists, NPDES Closed date for the Final Order must be less than or equal to the Enforcement Action Closed Milestone Actual Date. Note: This business rule is not checked for Replace transactions where the Enforcement Action does not exist in ICIS. | Reject entire Formal Enforcement Action transaction | Enforcement Action Identifier |
| FEA750 | For Final Order <Final Order Identifier value>, NPDES Closed Date <NPDES Closed Date value> must be greater than or equal the Actual Date of any Enforcement Action Milestone that precedes NPDES Closed in the ordered list of Milestones, with the exception of Enforcement Action Data Entered and Final Order Issued/Entered. Note: This error message is issued once for each Final Order. | NPDES Closed Date for a Final Order must be greater than or equal to the Actual Date of any Enforcement Action Milestones that precedes the NPDES Closed Milestone in the ordered list of Milestones, with the exception of Enforcement Action Data Entered and Final Order Issued/Entered. Note: This business rule is not checked for Replace transactions where the Enforcement Action does not exist in ICIS. | Reject entire Formal Enforcement Action transaction | Enforcement Action Identifier |
| FEA770 | Enforcement Agency Type Code <Enforcement Agency Type Code value 1, Enforcement Agency Type Code value 2,... Enforcement Agency Type Code value n> is inactive or invalid in the ICIS Reference Table. | Enforcement Agency Type must be a valid (i.e., Active) code in the REF_AGENCY_TYPE table with activity_group_code = EFA (Enforcement Action). | Reject entire Formal Enforcement Action transaction | Enforcement Action Identifier |
| FEA780 | More than one Enforcement Agency Type Code <Enforcement Agency Type Code value 1, Enforcement Agency Type Code value 2,... Enforcement Agency Type Code value n> has been designated with an Agency Lead Indicator Code = Y. | Only one Enforcement Agency Type can be designated with Agency Lead Indicator Code = Y. | Reject entire Formal Enforcement Action transaction | Enforcement Action Identifier |
| FEA790 | Enforcement Agency Type Code <Enforcement Agency Type Code value 1, Enforcement Agency Type Code value 2,... Enforcement Agency Type Code value n> was submitted multiple times with different Agency Lead Indicator Code values. | The same Enforcement Agency Type cannot be included multiple times with different Agency Lead Indicator codes. | Reject entire Formal Enforcement Action transaction | Enforcement Action Identifier |

| Error/Warning Code | Error/Warning Message | Reason for Error | Result of Error or Warning | Key Fields of Record Affected |
|--------------------|---|--|---|-------------------------------|
| FEA800 | Both asterisks and values were entered in the required tags Enforcement Agency Type Code and Agency Lead Indicator Code. All asterisks or all values must be entered in the required tags. | Asterisks must be entered in all required Agency Type Code tags (Enforcement Agency Type and Agency Lead Indicator) to blank out all Agency Type Codes. If asterisks are only entered in some required tags and values are entered in other required tags, the transaction will be rejected. | Reject entire Formal Enforcement Action transaction | Enforcement Action Identifier |
| GC010 | The Government Contact(s) identified by Electronic Address Text <Electronic Address Text value 1, Electronic Address Text value 2, ... Electronic Address Text value n> does not exist in ICIS. | The Government Contact identified by Email Address must exist in ICIS. | Reject entire Formal Enforcement Action transaction | Enforcement Action Identifier |
| GC020 | Affiliation Type Text <Affiliation Type Text value 1, Affiliation Type Text value 2, ... Affiliation Type Text value n> does not have an Affiliation Category of Government, does not exist, or is inactive in the ICIS reference table. | For Government Contact, the Affiliation Type Code must be a valid (i.e., Active) code with an affiliation_category of Government in the REF_AFFILIATION_TYPE table. | Reject entire Formal Enforcement Action transaction | Enforcement Action Identifier |
| GC030 | Affiliation Type Text <Affiliation Type Text value 1, Affiliation Type Text value 2,... Affiliation Type Text value n> is not valid for <Submission Type value>. | For Government Contact, the Affiliation Type must have an app_module_code = SEA (State NPDES Enforcement Action) in the XREF_AFFILIATION_MODULE table. | Reject entire Formal Enforcement Action transaction | Enforcement Action Identifier |
| GC040 | Only one Government Contact with Affiliation Type Text of LEA (Lead EPA Attorney) can be Active for an Enforcement Action at any one time. | Only one Lead EPA Attorney at a time can be Active for an Enforcement Action (i.e., cannot have overlapping dates when they are associated). | Reject entire Formal Enforcement Action transaction | Enforcement Action Identifier |
| GC050 | For one or more Government Contacts, both asterisks and values were entered in the required tags. The required tags must contain either all asterisks or all values. | Asterisks must be entered in all required Government Contact tags (Email Address and Affiliation Type) to blank out all Government Contacts. If asterisks are only entered in some required tags and values are entered in other required tags, the transaction will be rejected. | Reject entire Formal Enforcement Action transaction | Enforcement Action Identifier |
| GC060 | End Date Of Contact Association <End Date Of Contact Association value> must be greater than the Start Date Of Contact Association <Start Date Of Contact Association value>. Note: This error message is issued once for each Government Contact. | Government Contact End Date of Association must be greater than the Government Contact Start Date of Association. | Reject entire Formal Enforcement Action transaction | Enforcement Action Identifier |

| Error/Warning Code | Error/Warning Message | Reason for Error | Result of Error or Warning | Key Fields of Record Affected |
|--------------------|---|--|---|-------------------------------|
| FEA860 | An error has occurred while processing the data for this Enforcement Action. No data were saved for this Enforcement Action, and the XML transaction must be resubmitted. | If Background Processing does not complete successfully, roll back all changes for the XML transaction. Note: This business rule is not checked for Replace transactions where the Enforcement Action does not exist in ICIS. | Reject entire Formal Enforcement Action transaction | Enforcement Action Identifier |

9.1.21 State NPDES Informal Enforcement Action Error Messages

The table below lists error messages that are generated when ICIS-NPDES Batch cannot process an informal enforcement action transaction, what caused the error, how the error affected the transaction, and the key fields of the transaction that had the error.

| Error/Warning Code | Error/Warning Message | Reason for Error | Result of Error or Warning | Key Fields of Record Affected |
|--------------------|---|---|---|-------------------------------|
| BAT010 | Transaction Type <Transaction Type value> is not valid for <Submission Type value>. | Transaction Type must be valid for Informal Enforcement Actions. Valid Transaction Types are X (Mass Delete), N (New), C (Change), R (Replace). | Reject entire Informal Enforcement Action transaction | Enforcement Action Identifier |
| BAT020 | User <ID value> does not have privileges to perform a <Transaction Type value> <Submission Type value> transaction. | User must have privileges to perform the transaction. This relates to specific roles and access level (HQ, specific region, specific state). Note: ICIS does not have Batch-specific privileges. The privileges for Batch and Web access are the same. | Reject entire Informal Enforcement Action transaction | Enforcement Action Identifier |
| IEA030 | Enforcement Action already exists for the key data provided. | The Enforcement Action Identifier must not exist in ICIS. | Reject entire Informal Enforcement Action transaction | Enforcement Action Identifier |
| IEA040 | The Enforcement Action identifier must already exist in ICIS. | The Enforcement Action Identifier must exist in ICIS. | Reject entire Informal Enforcement Action transaction | Enforcement Action Identifier |
| IEA050 | The Informal Enforcement Action only contains key data and no other data for processing. | If the Informal Enforcement Action transaction contains only key data and no other data, ICIS rejects the Informal Enforcement Action transaction. | Reject entire Informal Enforcement Action transaction | Enforcement Action Identifier |

| Error/Warning Code | Error/Warning Message | Reason for Error | Result of Error or Warning | Key Fields of Record Affected |
|--------------------|---|---|---|-------------------------------|
| IEA051 | The Enforcement Action in ICIS must represent a State NPDES Enforcement Action. | The existing Enforcement Action in ICIS must be a state Activity (i.e., state_epa_flag = S) in the ICIS_ACTIVITY table and must be a NPDES enforcement action. Note: This business rule is not checked for Replace transactions where the Enforcement Action does not exist in ICIS. | Reject entire Informal Enforcement Action transaction | Enforcement Action Identifier |
| IEA052 | The Enforcement Action in ICIS must represent an Informal Enforcement Action. | The existing Enforcement Action in ICIS must be an Administrative - Informal Activity (i.e., activity_status_code = AIF) in the ICIS_ACTIVITY table. Note: This business rule is not checked for Replace transactions where the Enforcement Action does not exist in ICIS. | Reject entire Informal Enforcement Action transaction | Enforcement Action Identifier |
| IEA060 | The first two characters (i.e., State Code) of the Enforcement Action Identifier must represent a valid state in the ICIS reference table, the third character must be a dash, and it must be at least four characters in length. | The first two characters (i.e., State Code) of the Enforcement Action Identifier must be a valid state (i.e., Active code where usage_indicator = N or B) in REF_STATE table, the third character must be a dash (i.e., -), and it must be a minimum of four characters in length. Note: This business rule is not checked for Replace transactions where the Enforcement Action exists in ICIS. | Reject entire Informal Enforcement Action transaction | Enforcement Action Identifier |
| IEA081 | The Permit Type for the Permit Identifier(s) <Permit Identifier value 1, Permit Identifier value 2,... Permit Identifier value n> cannot be NPDES Master General Permit or State Issued Master General Permit (Non-NPDES). | The Permit Type for the Permit identified by the NPDES ID cannot be: <ul style="list-style-type: none"> NPDES Master General Permit State Issued Master General Permit (Non-NPDES) | Reject entire Informal Enforcement Action transaction | Enforcement Action Identifier |
| IEA090 | Permit Identifier for the Facility Interest must exist for a State NPDES Informal Enforcement Action. | One or more Linked NPDES ID for the Facility Interest must exist for a State NPDES Informal Enforcement Action. | Reject entire Informal Enforcement Action transaction | Enforcement Action Identifier |

| Error/Warning Code | Error/Warning Message | Reason for Error | Result of Error or Warning | Key Fields of Record Affected |
|--------------------|--|--|---|-------------------------------|
| IEA100 | Permit Identifier(s) <Permit Identifier value 1, Permit Identifier value 2,... Permit Identifier value n> is not a NPDES Facility Interest or does not exist in ICIS. | If the Permit Type for the Permit identified by the NPDES ID is not one of the following: <ul style="list-style-type: none"> NPDES Master General Permit State Issued Master General Permit (Non-NPDES) Then the Linked NPDES ID for the Facility Interest of the Informal Enforcement Action must exist in ICIS and must have a Program System Acronym of NPDES. | Reject entire Informal Enforcement Action transaction | Enforcement Action Identifier |
| IEA110 | Permit Identifier(s) <Permit Identifier value 1, Permit Identifier value 2,... Permit Identifier value n> must be for the same state acronym as the first two characters of the Enforcement Action Identifier. | The first two characters (i.e., State Code) of the NPDES ID (i.e., Facility Interest Identifier) must equal the first two characters of the Enforcement Action Identifier. | Reject entire Informal Enforcement Action transaction | Enforcement Action Identifier |
| IEA130 | Permit Identifier(s) <Permit Identifier value 1, Permit Identifier value 2,... Permit Identifier value n> cannot be unlinked from the Enforcement Action because one or more Violations with the same NPDES ID are linked to the Enforcement Action. | A NPDES ID (i.e. Facility Interest) cannot be unlinked from an Enforcement Action if one or more Violations with the same NPDES ID are linked to the Enforcement Action. Note: <ul style="list-style-type: none"> This business rule is not checked for Replace transactions where the Enforcement Action does not exist in ICIS. | Reject entire Informal Enforcement Action transaction | Enforcement Action Identifier |
| IEA140 | The Permit Identifier cannot be unlinked from the Enforcement Action because it is the only NPDES ID (i.e. Facility Interest) that is in common with a Related Activity that is linked to the Enforcement Action. | A NPDES ID (i.e. Facility Interest) cannot be unlinked from an Enforcement Action if it is the only NPDES ID (i.e., Facility Interest) that is in common with a Related Activity (e.g., Compliance Assistance, Compliance Determination, Compliance Monitoring, Enforcement Action, Incident) that is linked to the Enforcement Action. Note: This business rule is not checked for Replace transactions where the Enforcement Action does not exist in ICIS. | Reject entire Informal Enforcement Action transaction | Enforcement Action Identifier |
| IEA150 | The Enforcement Action Achieved Date must exist because the Informal Enforcement Action has linked Violations. | If the Informal Enforcement Action has Violations linked to it, the Enforcement Action Achieved Date must exist. Note: This business rule is not checked for Replace transactions where the Enforcement Action does not exist in ICIS. | Reject entire Informal Enforcement Action transaction | Enforcement Action Identifier |

| Error/Warning Code | Error/Warning Message | Reason for Error | Result of Error or Warning | Key Fields of Record Affected |
|--------------------|---|---|---|-------------------------------|
| IEA160 | Enforcement Action Type Code must exist for an Informal Enforcement Action. | Enforcement Action Type must exist for an Informal Enforcement Action. | Reject entire Informal Enforcement Action transaction | Enforcement Action Identifier |
| IEA170 | Enforcement Action Type Code <Enforcement Action Type Code value > is not valid for State NPDES Enforcement Actions, does not exist, or is inactive in the ICIS reference table. | Enforcement Action Type(s) must be a valid (i.e., Active) code with a State NPDES activity filter code (i.e., ref_activity_filter.npdes_flag = 'Y' based on ref_enf_type.activity_filter_code) in the REF_ENF_TYPE table. | Reject entire Informal Enforcement Action transaction | Enforcement Action Identifier |
| IEA190 | Enforcement Action Type Code <Enforcement Action Type Code value> must represent an Informal Enforcement Action. | Enforcement Action Type must have an activity_type_code in the REF_ENF_TYPE table equal to AIF (Administrative - Informal). | Reject entire Informal Enforcement Action transaction | Enforcement Action Identifier |
| IEA210 | Programs Violated Code must exist for an Informal Enforcement Action. | Programs Violated must exist for an Informal Enforcement Action. | Reject entire Informal Enforcement Action transaction | Enforcement Action Identifier |
| IEA220 | Programs Violated Code(s) <Programs Violated Code value 1, Programs Violated Code value 2,... Programs Violated Code value n> is not a NPDES Programs Violated Code, does not exist, or is an inactive value in the ICIS reference table. | Programs Violated must be a valid (i.e., Active) code with npdes_program_flag = Y in the REF_PROGRAM table. | Reject entire Informal Enforcement Action transaction | Enforcement Action Identifier |
| IEA230 | Reason Deleting Record must exist for a Mass Delete Informal Enforcement Action transaction. | Reason for Deleting Enforcement Action must exist. Note: this tag is ignored for New, Change, and Replace transactions. | Reject entire Informal Enforcement Action transaction | Enforcement Action Identifier |
| IEA240 | Enforcement Agency Type Code <Enforcement Agency Type Code value 1, Enforcement Agency Type Code value 2,... Enforcement Agency Type Code value n> is inactive or invalid in the ICIS Reference Table. | Enforcement Agency Type must be a valid (i.e., Active) code in the REF_AGENCY_TYPE table with activity_group_code = EFA (Enforcement Action). | Reject entire Informal Enforcement Action transaction | Enforcement Action Identifier |
| IEA250 | More than one Enforcement Agency Type Code <Enforcement Agency Type Code value 1, Enforcement Agency Type Code value 2, ... Enforcement Agency Type Code value n> has been designated with an Agency Lead Indicator Code = Y. | Only one Enforcement Agency Type can be designated with Agency Lead Indicator Code = Y. | Reject entire Informal Enforcement Action transaction | Enforcement Action Identifier |

| Error/Warning Code | Error/Warning Message | Reason for Error | Result of Error or Warning | Key Fields of Record Affected |
|--------------------|--|---|---|-------------------------------|
| IEA260 | Enforcement Agency Type Code <Enforcement Agency Type Code value 1, Enforcement Agency Type Code value 2,... Enforcement Agency Type Code value n> was submitted multiple times with different Agency Lead Indicator Code values. | The same Enforcement Agency Type cannot be included multiple times with different Agency Lead Indicator codes. | Reject entire Informal Enforcement Action transaction | Enforcement Action Identifier |
| IEA270 | Both asterisks and values were entered in the required tags Enforcement Agency Type Code and Agency Lead Indicator Code. All asterisks or all values must be entered in the required tags. | Asterisks must be entered in all required Agency Type Code tags (Enforcement Agency Type and Agency Lead Indicator) to blank out all Agency Type Codes. If asterisks are only entered in some required tags and values are entered in other required tags, the transaction will be rejected.. | Reject entire Informal Enforcement Action transaction | Enforcement Action Identifier |
| GC010 | The Government Contact(s) identified by Electronic Address Text <Electronic Address Text value 1, Electronic Address Text value 2, ... Electronic Address Text value n> does not exist in ICIS. | The Government Contact identified by Email Address must exist in ICIS. | Reject entire Informal Enforcement Action transaction | Enforcement Action Identifier |
| GC020 | Affiliation Type Text <Affiliation Type Text value 1, Affiliation Type Text value 2, ... Affiliation Type Text value n> does not have an Affiliation Category of Government, does not exist, or is inactive in the ICIS reference table. | For Government Contact, the Affiliation Type Code must be a valid (i.e., Active) code with an affiliation_category of Government in the REF_AFFILIATION_TYPE table. | Reject entire Informal Enforcement Action transaction | Enforcement Action Identifier |
| GC030 | Affiliation Type Text <Affiliation Type Text value 1, Affiliation Type Text value 2,... Affiliation Type Text value n> is not valid for <Submission Type value>. | For Government Contact, the Affiliation Type must have an app_module_code = SEA (State Enforcement Action) in the XREF_AFFILIATION_MODULE table. | Reject entire Informal Enforcement Action transaction | Enforcement Action Identifier |
| GC040 | Only one Government Contact with Affiliation Type Text of LEA (Lead EPA Attorney) can be Active for an Enforcement Action at any one time. | Only one Lead EPA Attorney at a time can be Active for an Enforcement Action (i.e., cannot have overlapping dates when they are associated). | Reject entire Informal Enforcement Action transaction | Enforcement Action Identifier |
| GC050 | For one or more Government Contacts, both asterisks and values were entered in the required tags. The required tags must contain either all asterisks or all values. | Asterisks must be entered in all required Government Contact tags (Email Address and Affiliation Type) to blank out all Government Contacts. If asterisks are only entered in some required tags and values are entered in other required tags, the transaction will be rejected. | Reject entire Informal Enforcement Action transaction | Enforcement Action Identifier |

| Error/Warning Code | Error/Warning Message | Reason for Error | Result of Error or Warning | Key Fields of Record Affected |
|--------------------|--|---|---|-------------------------------|
| GC060 | <p>End Date Of Contact Association <End Date Of Contact Association value> must be greater than the Start Date Of Contact Association <Start Date Of Contact Association value>.</p> <p>Note: This error message is issued once for each Government Contact.</p> | Government Contact End Date of Association must be greater than the Government Contact Start Date of Association. | Reject entire Informal Enforcement Action transaction | Enforcement Action Identifier |

9.1.22 State NPDES Enforcement Action Milestone Error Messages

The table below lists error messages that are generated when ICIS-NPDES Batch cannot process an enforcement action milestone transaction, what caused the error, how the error affected the transaction, and the key fields of the transaction that had the error.

| Error/Warning Code | Error/Warning Message | Reason for Error | Result of Error or Warning | Key Fields of Record Affected |
|--------------------|---|--|--|--|
| BAT010 | Transaction Type <Transaction Type value> is not valid for <Submission Type value>. | Transaction Type must be valid for Enforcement Action Milestones. The only valid Transaction Type is R (Replace). | Reject entire Enforcement Action Milestone transaction | Enforcement Action Identifier, Milestone Type Code |
| BAT020 | User <ID value> does not have privileges to perform a <Transaction Type value> <Submission Type value> transaction. | <p>User must have privileges to perform the transaction. This relates to specific roles, access level (HQ, specific region, specific state), and sensitive data privileges.</p> <p>Note: ICIS does not have Batch-specific privileges. The privileges for Batch and Web access are the same.</p> | Reject entire Enforcement Action Milestone transaction | Enforcement Action Identifier, Milestone Type Code |
| EAM050 | An Enforcement Action Milestone does not exist for the key data entered. | The Enforcement Action Milestone identified by the combination of Enforcement Action Identifier and Milestone Type Code entered must exist in ICIS. | Reject entire Enforcement Action Milestone transaction | Enforcement Action Identifier, Milestone Type Code |

| Error/Warning Code | Error/Warning Message | Reason for Error | Result of Error or Warning | Key Fields of Record Affected |
|--------------------|--|---|--|--|
| EAM060 | Enforcement Action Identifier is not a State NPDES Administrative Formal Enforcement Action or a State NPDES Judicial Enforcement Action. | The Enforcement Action Identifier must represent a State NPDES Administrative Formal Enforcement Action or a State NPDES Judicial Enforcement Action. | Reject entire Enforcement Action Milestone transaction | Enforcement Action Identifier, Milestone Type Code |
| EAM070 | Milestone Type Code is not editable for a Judicial Formal Enforcement Action. | For a Judicial Formal Enforcement Action, Milestone Type Code must be one of the following: RSAGJ (Referred to State Attorney General) CMF (Complaint Filed with Court) CLOSE (Enforcement Action Closed) Note: these codes have an editable_flag = Y in the REF_SUB_ACTIVITY_TYPE table. | Reject entire Enforcement Action Milestone transaction | Enforcement Action Identifier, Milestone Type Code |
| EAM080 | Milestone Type Code is not editable for an Administrative Formal Enforcement Action. | For an Administrative Formal Enforcement Action, Milestone Type Code must be one of the following: CPOA (Complaint Filed/Proposed Order) CLSA (Enforcement Action Closed) Note: these codes have an editable_flag = Y in the REF_SUB_ACTIVITY_TYPE table. | Reject entire Enforcement Action Milestone transaction | Enforcement Action Identifier, Milestone Type Code |
| EAM090 | Milestone Actual Date <Enforcement Milestone Actual Date value> must be less than or equal to the current date <current date value>. | Actual Date must be less than or equal to the current date. | Reject entire Enforcement Action Milestone transaction | Enforcement Action Identifier, Milestone Type Code |
| EAM100 | Milestone Actual Date <Milestone Actual Date value> must be less than or equal to the succeeding Milestone's Actual Date: <succeeding Milestone Type Code value (Milestone Type Description value), succeeding Milestone Actual Date value>. | Actual Date must be less than or equal to the Actual Date of each Enforcement Action Milestone that succeeds it in the ordered list of Milestones. | Reject entire Enforcement Action Milestone transaction | Enforcement Action Identifier, Milestone Type Code |
| EAM110 | Milestone Actual Date <Milestone Actual Date value> must be greater than or equal to the preceding Milestone's Actual Date: <preceding Milestone Type Code value (Milestone Type Description value), preceding Milestone Actual Date value>. | Actual Date must be greater than or equal to the Actual Date of each Enforcement Action Milestone that precedes it in the ordered list of Milestones except for Enforcement Action Data Entered. | Reject entire Enforcement Action Milestone transaction | Enforcement Action Identifier, Milestone Type Code |

| Error/Warning Code | Error/Warning Message | Reason for Error | Result of Error or Warning | Key Fields of Record Affected |
|--------------------|---|---|--|--|
| EAM120 | The Complaint Filed/Proposed Order Milestone Actual Date <Milestone Actual Date value> must be less than or equal to both the Final Order Issued Date and the NPDES Closed Date of each Final Order for the Enforcement Action. | The Complaint Filed/Proposed Order Actual Date must be less than or equal to both the Final Order Issued Date and the NPDES Closed Date of each Final Order included in the Enforcement Action. | Reject entire Enforcement Action Milestone transaction | Enforcement Action Identifier, Milestone Type Code |
| EAM130 | The Enforcement Action Closed Milestone Actual Date <Milestone Actual Date value> must be greater than or equal to both the Final Order Issued/Entered Date and the NPDES Closed Date of each Final Order for the Enforcement Action. | The Enforcement Action Closed Actual Date must be greater than or equal to both the Final Order Issued/Entered Date and the NPDES Closed Date of each Final Order that is linked to the current Enforcement Action. | Reject entire Enforcement Action Milestone transaction | Enforcement Action Identifier, Milestone Type Code |
| EAM140 | The Complaint Filed With Court Milestone Actual Date <Milestone Actual Date value> must be less than or equal to both the Final Order Entered Date and the NPDES Closed Date of each Final Order for the Enforcement Action. | The Complaint Filed With Court Actual Date must be less than or equal to both the Final Order Entered Date and the NPDES Closed Date of each Final Order included in the Enforcement Action. | Reject entire Enforcement Action Milestone transaction | Enforcement Action Identifier, Milestone Type Code |
| EAM150 | The Complaint Filed/Proposed Order Milestone Actual Date cannot be deleted when a Final Order exists for Enforcement Action and the Final Order Issued Date is blank/null. | The Complaint Filed/Proposed Order Actual Date cannot be deleted when a Final Order exists for the Enforcement Action and the Final Order Issued Date is blank. | Reject entire Enforcement Action Milestone transaction | Enforcement Action Identifier, Milestone Type Code |
| EAM160 | An error has occurred while processing the data for this Enforcement Action. No data were saved for this Enforcement Action, and the XML transaction must be resubmitted. | If Background Processing does not complete successfully, roll back all changes for the XML transaction. | Reject entire Enforcement Action Milestone transaction | Enforcement Action Identifier, Milestone Type Code |

9.1.23 State NPDES Enforcement Action Violation Linkage Error Messages

The table below lists error messages that are generated when ICIS-NPDES Batch cannot process an enforcement action violation linkage transaction, what caused the error, how the error affected the transaction, and the key fields of the transaction that had the error.



| Error/Warning Code | Error/Warning Message | Reason for Error | Result of Error or Warning | Key Fields of Record Affected |
|--------------------|--|---|---|--|
| BAT010 | Transaction Type <Transaction Type value> is not valid for <Submission Type value>. | Transaction Type must be valid for Final Order Violation Linkages. The only valid Transaction Type is R (Replace). | Reject entire Enforcement Action Linkage or Final Order Linkage transaction | Enforcement Action Identifier, Final Order Identifier, Permit Identifier and: Narrative Condition Number, Narrative Condition Code, Schedule Event Code, Schedule Date or Compliance Schedule Number, Schedule Event Code, Schedule Date or Permitted Feature Identifier, Limit Set Designator, Monitoring Period End Date or Permitted Feature Identifier, Limit Set Designator, Monitoring Period End Date, Parameter Code, Monitoring Site Description Code, Limit Season Number or Single Event Violation Code, Single Event Violation Date |
| BAT020 | User <ID value> does not have privileges to perform this <Transaction Type value> <Submission Type value> transaction. | User must have privileges to perform the transaction. This relates to specific roles, access level (HQ, specific region, specific state), and sensitive data privileges. Note: ICIS does not have Batch-specific privileges. The privileges for Batch and Web access are the same. | Reject entire Enforcement Action Linkage or Final Order Linkage transaction | Enforcement Action Identifier, Final Order Identifier, Permit Identifier and: Narrative Condition Number, Narrative Condition Code, Schedule Event Code, Schedule Date or Compliance Schedule Number, Schedule Event Code, Schedule Date or Permitted Feature Identifier, Limit Set Designator, Monitoring Period End Date or Permitted Feature Identifier, Limit Set Designator, Monitoring Period End Date, Parameter Code, Monitoring Site Description Code, Limit Season Number or Single Event Violation Code, Single Event Violation Date |

| Error/Warning Code | Error/Warning Message | Reason for Error | Result of Error or Warning | Key Fields of Record Affected |
|--------------------|---|---|---|--|
| FOV030 | The combination of Enforcement Action Identifier and Final Order Identifier must exist in ICIS. | The combination of Enforcement Action and Final Order must exist in ICIS. Note: this refers to the Enforcement Action / Final Order combination that Violations are being linked to. | Reject entire Enforcement Action Linkage or Final Order Linkage transaction | Enforcement Action Identifier, Final Order Identifier, Permit Identifier and: Narrative Condition Number, Narrative Condition Code, Schedule Event Code, Schedule Date or Compliance Schedule Number, Schedule Event Code, Schedule Date or Permitted Feature Identifier, Limit Set Designator, Monitoring Period End Date or Permitted Feature Identifier, Limit Set Designator, Monitoring Period End Date, Parameter Code, Monitoring Site Description Code, Limit Season Number or Single Event Violation Code, Single Event Violation Date |
| FOV040 | The Enforcement Action in ICIS must be a State Enforcement Action. | The existing Enforcement Action in ICIS must be a state Activity (i.e., state_epa_flag = S) in the ICIS_ACTIVITY table. Note: this refers to the Enforcement Action / Final Order combination that Violations are being linked to. | Reject entire Enforcement Action Linkage or Final Order Linkage transaction | Enforcement Action Identifier, Final Order Identifier, Permit Identifier and: Narrative Condition Number, Narrative Condition Code, Schedule Event Code, Schedule Date or Compliance Schedule Number, Schedule Event Code, Schedule Date or Permitted Feature Identifier, Limit Set Designator, Monitoring Period End Date or Permitted Feature Identifier, Limit Set Designator, Monitoring Period End Date, Parameter Code, Monitoring Site Description Code, Limit Season Number or Single Event Violation Code, Single Event Violation Date |

| Error/Warning Code | Error/Warning Message | Reason for Error | Result of Error or Warning | Key Fields of Record Affected |
|--------------------|---|---|---|--|
| FOV050 | Violations cannot be linked to the Final Order because the Final Order Issued/Entered Date does not exist. | Violations cannot be linked to a Final Order unless the Final Order Issued/Entered Date exists. | Reject entire Enforcement Action Linkage or Final Order Linkage transaction | Enforcement Action Identifier, Final Order Identifier, Permit Identifier and: Narrative Condition Number, Narrative Condition Code, Schedule Event Code, Schedule Date or Compliance Schedule Number, Schedule Event Code, Schedule Date or Permitted Feature Identifier, Limit Set Designator, Monitoring Period End Date or Permitted Feature Identifier, Limit Set Designator, Monitoring Period End Date, Parameter Code, Monitoring Site Description Code, Limit Season Number or Single Event Violation Code, Single Event Violation Date |
| FOV060 | A record does not exist in ICIS for the Violation Group keys submitted. Note: the Limit Season Number will display as -1 on the audit report if that was what was submitted. | A record must exist in ICIS for the Violation Group keys submitted. | Reject entire Enforcement Action Linkage or Final Order Linkage transaction | Enforcement Action Identifier, Final Order Identifier, Permit Identifier and: Narrative Condition Number, Narrative Condition Code, Schedule Event Code, Schedule Date or Compliance Schedule Number, Schedule Event Code, Schedule Date or Permitted Feature Identifier, Limit Set Designator, Monitoring Period End Date or Permitted Feature Identifier, Limit Set Designator, Monitoring Period End Date, Parameter Code, Monitoring Site Description Code, Limit Season Number or Single Event Violation Code, Single Event Violation Date |



| Error/Warning Code | Error/Warning Message | Reason for Error | Result of Error or Warning | Key Fields of Record Affected |
|--------------------|--|---|---|---|
| FOV070 | <p>Multiple records exist that match the Violation Group keys submitted.</p> <p>Note: the Limit Season Number will display as -1 on the audit report if that was what was submitted.</p> | <p>The Violation Group key data must be unique to one record.</p> <p>Note: it is possible to have multiple Single Event Violations in the database with the same key data. It is also possible to have multiple DMR Parameters that exist if -1 is submitted for Limit Season Number. It is not possible to have multiple Schedule Event Violations with the same key data.</p> | Reject entire Enforcement Action Linkage or Final Order Linkage transaction | <p>Enforcement Action Identifier, Final Order Identifier, Permit Identifier and:</p> <p>Narrative Condition Number, Narrative Condition Code, Schedule Event Code, Schedule Date</p> <p>or</p> <p>Compliance Schedule Number, Schedule Event Code, Schedule Date</p> <p>or</p> <p>Permitted Feature Identifier, Limit Set Designator, Monitoring Period End Date</p> <p>or</p> <p>Permitted Feature Identifier, Limit Set Designator, Monitoring Period End Date, Parameter Code, Monitoring Site Description Code, Limit Season Number</p> <p>or</p> <p>Single Event Violation Code, Single Event Violation Date</p> |
| FOV080 | Warning: No Violations exist in ICIS for the keys submitted. | <p>At least one Violation must exist for the Violation Group.</p> <p>Note: this business rule will not be triggered for Single Event Violations since it is covered by rule FOV060.</p> | Reject entire Enforcement Action Linkage or Final Order Linkage transaction | <p>Enforcement Action Identifier, Final Order Identifier, Permit Identifier and:</p> <p>Narrative Condition Number, Narrative Condition Code, Schedule Event Code, Schedule Date</p> <p>or</p> <p>Compliance Schedule Number, Schedule Event Code, Schedule Date</p> <p>or</p> <p>Permitted Feature Identifier, Limit Set Designator, Monitoring Period End Date</p> <p>or</p> <p>Permitted Feature Identifier, Limit Set Designator, Monitoring Period End Date, Parameter Code, Monitoring Site Description Code, Limit Season Number</p> <p>or</p> <p>Single Event Violation Code, Single Event Violation Date</p> |

| Error/Warning Code | Error/Warning Message | Reason for Error | Result of Error or Warning | Key Fields of Record Affected |
|--------------------|---|--|---|--|
| FOV090 | Violations from the Violation Group cannot be linked to the Final Order because the Permit Identifier of the Violation Group is not linked to the Final Order. | The NPDES ID of the Violation Group must match a NPDES ID that is linked to the Final Order. Note: this refers to the Enforcement Action / Final Order combination that Violations are being linked to. | Reject entire Enforcement Action Linkage or Final Order Linkage transaction | Enforcement Action Identifier, Final Order Identifier, Permit Identifier and: Narrative Condition Number, Narrative Condition Code, Schedule Event Code, Schedule Date or Compliance Schedule Number, Schedule Event Code, Schedule Date or Permitted Feature Identifier, Limit Set Designator, Monitoring Period End Date or Permitted Feature Identifier, Limit Set Designator, Monitoring Period End Date, Parameter Code, Monitoring Site Description Code, Limit Season Number or Single Event Violation Code, Single Event Violation Date |
| FOV100 | The Violation Group cannot be linked to the Final Order because one or more Violations in the group are linked to another Final Order for the Enforcement Action. | The Violation Group cannot be linked to a Final Order if one or more Violations in the group are linked to another Final Order for the Enforcement Action. Note: this refers to the Enforcement Action / Final Order combination that Violations are being linked to. | Reject entire Enforcement Action Linkage or Final Order Linkage transaction | Enforcement Action Identifier, Final Order Identifier, Permit Identifier and: Narrative Condition Number, Narrative Condition Code, Schedule Event Code, Schedule Date or Compliance Schedule Number, Schedule Event Code, Schedule Date or Permitted Feature Identifier, Limit Set Designator, Monitoring Period End Date or Permitted Feature Identifier, Limit Set Designator, Monitoring Period End Date, Parameter Code, Monitoring Site Description Code, Limit Season Number or Single Event Violation Code, Single Event Violation Date |

| Error/Warning Code | Error/Warning Message | Reason for Error | Result of Error or Warning | Key Fields of Record Affected |
|--------------------|---|---|---|---|
| FOV110 | The Violation Date <Violation Date value> of the Violation Group must be less than or equal to the Final Order Issued/Entered Date <Final Order Issued/Entered Date value>. | <p>The Violation Group cannot be linked to a Final Order unless the Violation Date of the group is less than or equal to the Final Order Issued/Entered Date.</p> <p>Violation Date varies by the Violation Group:</p> <ul style="list-style-type: none"> • Permit Schedule Violation: Schedule Date • Compliance Schedule Violation: Schedule Date • Discharge Monitoring Report Violation: Monitoring Period End Date • Discharge Monitoring Report Parameter Violation: Monitoring Period End Date • Single Events Violation: Single Event Violation Date <p>Note: this refers to the Enforcement Action / Final Order combination that Violations are being linked to.</p> | Reject entire Enforcement Action Linkage or Final Order Linkage transaction | <p>Enforcement Action Identifier, Final Order Identifier, Permit Identifier and:</p> <p>Narrative Condition Number, Narrative Condition Code, Schedule Event Code, Schedule Date</p> <p>or</p> <p>Compliance Schedule Number, Schedule Event Code, Schedule Date</p> <p>or</p> <p>Permitted Feature Identifier, Limit Set Designator, Monitoring Period End Date</p> <p>or</p> <p>Permitted Feature Identifier, Limit Set Designator, Monitoring Period End Date, Parameter Code, Monitoring Site Description Code, Limit Season Number</p> <p>or</p> <p>Single Event Violation Code, Single Event Violation Date</p> |

| Error/Warning Code | Error/Warning Message | Reason for Error | Result of Error or Warning | Key Fields of Record Affected |
|--------------------|---|---|---|--|
| FOV120 | An error has occurred while processing the data for this Final Order Violation Linkage. No data were saved for this transaction, and the XML transaction must be resubmitted. | If Background Processing does not complete successfully, roll back all changes for the XML transaction. | Reject entire Enforcement Action Linkage or Final Order Linkage transaction | Enforcement Action Identifier, Final Order Identifier, Permit Identifier and: Narrative Condition Number, Narrative Condition Code, Schedule Event Code, Schedule Date or Compliance Schedule Number, Schedule Event Code, Schedule Date or Permitted Feature Identifier, Limit Set Designator, Monitoring Period End Date or Permitted Feature Identifier, Limit Set Designator, Monitoring Period End Date, Parameter Code, Monitoring Site Description Code, Limit Season Number or Single Event Violation Code, Single Event Violation Date |

9.1.24 State NPDES Final Order Violation Linkage Error Messages

The table below lists error messages that are generated when ICIS-NPDES Batch cannot process a final order linkage transaction, what caused the error, how the error affected the transaction, and the key fields of the transaction that had the error.



| Error/Warning Code | Error/Warning Message | Reason for Error | Result of Error or Warning | Key Fields of Record Affected |
|--------------------|--|---|---|--|
| BAT010 | Transaction Type <Transaction Type value> is not valid for <Submission Type value>. | Transaction Type must be valid for Final Order Violation Linkages. The only valid Transaction Type is R (Replace). | Reject entire Enforcement Action Linkage or Final Order Linkage transaction | Enforcement Action Identifier, Final Order Identifier, Permit Identifier and: Narrative Condition Number, Narrative Condition Code, Schedule Event Code, Schedule Date or Compliance Schedule Number, Schedule Event Code, Schedule Date or Permitted Feature Identifier, Limit Set Designator, Monitoring Period End Date or Permitted Feature Identifier, Limit Set Designator, Monitoring Period End Date, Parameter Code, Monitoring Site Description Code, Limit Season Number or Single Event Violation Code, Single Event Violation Date |
| BAT020 | User <ID value> does not have privileges to perform this <Transaction Type value> <Submission Type value> transaction. | User must have privileges to perform the transaction. This relates to specific roles, access level (HQ, specific region, specific state), and sensitive data privileges. Note: ICIS does not have Batch-specific privileges. The privileges for Batch and Web access are the same. | Reject entire Enforcement Action Linkage or Final Order Linkage transaction | Enforcement Action Identifier, Final Order Identifier, Permit Identifier and: Narrative Condition Number, Narrative Condition Code, Schedule Event Code, Schedule Date or Compliance Schedule Number, Schedule Event Code, Schedule Date or Permitted Feature Identifier, Limit Set Designator, Monitoring Period End Date or Permitted Feature Identifier, Limit Set Designator, Monitoring Period End Date, Parameter Code, Monitoring Site Description Code, Limit Season Number or Single Event Violation Code, Single Event Violation Date |



| Error/Warning Code | Error/Warning Message | Reason for Error | Result of Error or Warning | Key Fields of Record Affected |
|--------------------|---|---|---|--|
| FOV030 | The combination of Enforcement Action Identifier and Final Order Identifier must exist in ICIS. | The combination of Enforcement Action and Final Order must exist in ICIS. Note: this refers to the Enforcement Action / Final Order combination that Violations are being linked to. | Reject entire Enforcement Action Linkage or Final Order Linkage transaction | Enforcement Action Identifier, Final Order Identifier, Permit Identifier and: Narrative Condition Number, Narrative Condition Code, Schedule Event Code, Schedule Date or Compliance Schedule Number, Schedule Event Code, Schedule Date or Permitted Feature Identifier, Limit Set Designator, Monitoring Period End Date or Permitted Feature Identifier, Limit Set Designator, Monitoring Period End Date, Parameter Code, Monitoring Site Description Code, Limit Season Number or Single Event Violation Code, Single Event Violation Date |
| FOV040 | The Enforcement Action in ICIS must be a State Enforcement Action. | The existing Enforcement Action in ICIS must be a state Activity (i.e., state_epa_flag = S) in the ICIS_ACTIVITY table. Note: this refers to the Enforcement Action / Final Order combination that Violations are being linked to. | Reject entire Enforcement Action Linkage or Final Order Linkage transaction | Enforcement Action Identifier, Final Order Identifier, Permit Identifier and: Narrative Condition Number, Narrative Condition Code, Schedule Event Code, Schedule Date or Compliance Schedule Number, Schedule Event Code, Schedule Date or Permitted Feature Identifier, Limit Set Designator, Monitoring Period End Date or Permitted Feature Identifier, Limit Set Designator, Monitoring Period End Date, Parameter Code, Monitoring Site Description Code, Limit Season Number or Single Event Violation Code, Single Event Violation Date |



| Error/Warning Code | Error/Warning Message | Reason for Error | Result of Error or Warning | Key Fields of Record Affected |
|--------------------|---|---|---|--|
| FOV050 | Violations cannot be linked to the Final Order because the Final Order Issued/Entered Date does not exist. | Violations cannot be linked to a Final Order unless the Final Order Issued/Entered Date exists. | Reject entire Enforcement Action Linkage or Final Order Linkage transaction | Enforcement Action Identifier, Final Order Identifier, Permit Identifier and: Narrative Condition Number, Narrative Condition Code, Schedule Event Code, Schedule Date or Compliance Schedule Number, Schedule Event Code, Schedule Date or Permitted Feature Identifier, Limit Set Designator, Monitoring Period End Date or Permitted Feature Identifier, Limit Set Designator, Monitoring Period End Date, Parameter Code, Monitoring Site Description Code, Limit Season Number or Single Event Violation Code, Single Event Violation Date |
| FOV060 | A record does not exist in ICIS for the Violation Group keys submitted. Note: the Limit Season Number will display as -1 on the audit report if that was what was submitted. | A record must exist in ICIS for the Violation Group keys submitted. | Reject entire Enforcement Action Linkage or Final Order Linkage transaction | Enforcement Action Identifier, Final Order Identifier, Permit Identifier and: Narrative Condition Number, Narrative Condition Code, Schedule Event Code, Schedule Date or Compliance Schedule Number, Schedule Event Code, Schedule Date or Permitted Feature Identifier, Limit Set Designator, Monitoring Period End Date or Permitted Feature Identifier, Limit Set Designator, Monitoring Period End Date, Parameter Code, Monitoring Site Description Code, Limit Season Number or Single Event Violation Code, Single Event Violation Date |



| Error/Warning Code | Error/Warning Message | Reason for Error | Result of Error or Warning | Key Fields of Record Affected |
|--------------------|--|---|---|---|
| FOV070 | <p>Multiple records exist that match the Violation Group keys submitted.</p> <p>Note: the Limit Season Number will display as -1 on the audit report if that was what was submitted.</p> | <p>The Violation Group key data must be unique to one record.</p> <p>Note: it is possible to have multiple Single Event Violations in the database with the same key data. It is also possible to have multiple DMR Parameters that exist if -1 is submitted for Limit Season Number. It is not possible to have multiple Schedule Event Violations with the same key data.</p> | Reject entire Enforcement Action Linkage or Final Order Linkage transaction | <p>Enforcement Action Identifier, Final Order Identifier, Permit Identifier and:</p> <p>Narrative Condition Number, Narrative Condition Code, Schedule Event Code, Schedule Date</p> <p>or</p> <p>Compliance Schedule Number, Schedule Event Code, Schedule Date</p> <p>or</p> <p>Permitted Feature Identifier, Limit Set Designator, Monitoring Period End Date</p> <p>or</p> <p>Permitted Feature Identifier, Limit Set Designator, Monitoring Period End Date, Parameter Code, Monitoring Site Description Code, Limit Season Number</p> <p>or</p> <p>Single Event Violation Code, Single Event Violation Date</p> |
| FOV080 | Warning: No Violations exist in ICIS for the keys submitted. | <p>At least one Violation must exist for the Violation Group.</p> <p>Note: this business rule will not be triggered for Single Event Violations since it is covered by rule FOV060.</p> | Reject entire Enforcement Action Linkage or Final Order Linkage transaction | <p>Enforcement Action Identifier, Final Order Identifier, Permit Identifier and:</p> <p>Narrative Condition Number, Narrative Condition Code, Schedule Event Code, Schedule Date</p> <p>or</p> <p>Compliance Schedule Number, Schedule Event Code, Schedule Date</p> <p>or</p> <p>Permitted Feature Identifier, Limit Set Designator, Monitoring Period End Date</p> <p>or</p> <p>Permitted Feature Identifier, Limit Set Designator, Monitoring Period End Date, Parameter Code, Monitoring Site Description Code, Limit Season Number</p> <p>or</p> <p>Single Event Violation Code, Single Event Violation Date</p> |

| Error/Warning Code | Error/Warning Message | Reason for Error | Result of Error or Warning | Key Fields of Record Affected |
|--------------------|---|--|---|--|
| FOV090 | Violations from the Violation Group cannot be linked to the Final Order because the Permit Identifier of the Violation Group is not linked to the Final Order. | The NPDES ID of the Violation Group must match a NPDES ID that is linked to the Final Order. Note: this refers to the Enforcement Action / Final Order combination that Violations are being linked to. | Reject entire Enforcement Action Linkage or Final Order Linkage transaction | Enforcement Action Identifier, Final Order Identifier, Permit Identifier and: Narrative Condition Number, Narrative Condition Code, Schedule Event Code, Schedule Date or Compliance Schedule Number, Schedule Event Code, Schedule Date or Permitted Feature Identifier, Limit Set Designator, Monitoring Period End Date or Permitted Feature Identifier, Limit Set Designator, Monitoring Period End Date, Parameter Code, Monitoring Site Description Code, Limit Season Number or Single Event Violation Code, Single Event Violation Date |
| FOV100 | The Violation Group cannot be linked to the Final Order because one or more Violations in the group are linked to another Final Order for the Enforcement Action. | The Violation Group cannot be linked to a Final Order if one or more Violations in the group are linked to another Final Order for the Enforcement Action. Note: this refers to the Enforcement Action / Final Order combination that Violations are being linked to. | Reject entire Enforcement Action Linkage or Final Order Linkage transaction | Enforcement Action Identifier, Final Order Identifier, Permit Identifier and: Narrative Condition Number, Narrative Condition Code, Schedule Event Code, Schedule Date or Compliance Schedule Number, Schedule Event Code, Schedule Date or Permitted Feature Identifier, Limit Set Designator, Monitoring Period End Date or Permitted Feature Identifier, Limit Set Designator, Monitoring Period End Date, Parameter Code, Monitoring Site Description Code, Limit Season Number or Single Event Violation Code, Single Event Violation Date |

| Error/Warning Code | Error/Warning Message | Reason for Error | Result of Error or Warning | Key Fields of Record Affected |
|--------------------|---|---|---|---|
| FOV110 | The Violation Date <Violation Date value> of the Violation Group must be less than or equal to the Final Order Issued/Entered Date <Final Order Issued/Entered Date value>. | <p>The Violation Group cannot be linked to a Final Order unless the Violation Date of the group is less than or equal to the Final Order Issued/Entered Date.</p> <p>Violation Date varies by the Violation Group:</p> <ul style="list-style-type: none"> • Permit Schedule Violation: Schedule Date • Compliance Schedule Violation: Schedule Date • Discharge Monitoring Report Violation: Monitoring Period End Date • Discharge Monitoring Report Parameter Violation: Monitoring Period End Date • Single Events Violation: Single Event Violation Date <p>Note: this refers to the Enforcement Action / Final Order combination that Violations are being linked to.</p> | Reject entire Enforcement Action Linkage or Final Order Linkage transaction | <p>Enforcement Action Identifier, Final Order Identifier, Permit Identifier and:</p> <p>Narrative Condition Number, Narrative Condition Code, Schedule Event Code, Schedule Date</p> <p>or</p> <p>Compliance Schedule Number, Schedule Event Code, Schedule Date</p> <p>or</p> <p>Permitted Feature Identifier, Limit Set Designator, Monitoring Period End Date</p> <p>or</p> <p>Permitted Feature Identifier, Limit Set Designator, Monitoring Period End Date, Parameter Code, Monitoring Site Description Code, Limit Season Number</p> <p>or</p> <p>Single Event Violation Code, Single Event Violation Date</p> |

| Error/Warning Code | Error/Warning Message | Reason for Error | Result of Error or Warning | Key Fields of Record Affected |
|--------------------|---|---|---|--|
| FOV120 | An error has occurred while processing the data for this Final Order Violation Linkage. No data were saved for this transaction, and the XML transaction must be resubmitted. | If Background Processing does not complete successfully, roll back all changes for the XML transaction. | Reject entire Enforcement Action Linkage or Final Order Linkage transaction | Enforcement Action Identifier, Final Order Identifier, Permit Identifier and: Narrative Condition Number, Narrative Condition Code, Schedule Event Code, Schedule Date or Compliance Schedule Number, Schedule Event Code, Schedule Date or Permitted Feature Identifier, Limit Set Designator, Monitoring Period End Date or Permitted Feature Identifier, Limit Set Designator, Monitoring Period End Date, Parameter Code, Monitoring Site Description Code, Limit Season Number or Single Event Violation Code, Single Event Violation Date |

9.1.25 Compliance Schedule Error Messages

The table below lists error messages that are generated when ICIS-NPDES Batch cannot process a compliance schedule transaction, what caused the error, how the error affected the transaction, and the key fields of the transaction that had the error.

| Error/Warning Code | Error/Warning Message | Reason for Error | Result of Error or Warning | Key Fields of Record Affected |
|--------------------|---|---|--|--|
| BAT010 | Transaction Type <Transaction Type value> is not valid for <Submission Type value>. | Transaction Type must be valid for Compliance Schedule. Valid Transaction Type are X (Mass Delete) and R (Replace). | Reject Compliance Schedule transaction | Enforcement Action Identifier, Final Order Identifier, Permit Identifier, Compliance Schedule Number, Schedule Event Code, Schedule Date |

| Error/Warning Code | Error/Warning Message | Reason for Error | Result of Error or Warning | Key Fields of Record Affected |
|--------------------|---|--|--|--|
| BAT020 | User <ID value> does not have privileges to perform a <Transaction Type value> <Submission Type value> transaction. | User must have privileges to perform the transaction. This relates to specific roles and access level (HQ, specific region, specific state), and sensitive data privileges. Note: ICIS does not have Batch-specific privileges. The privileges for Batch and Web access are the same. | Reject Compliance Schedule transaction | Enforcement Action Identifier, Final Order Identifier, Permit Identifier, Compliance Schedule Number, Schedule Event Code, Schedule Date |
| CS030 | The combination of Enforcement Action Identifier, Final Order Identifier, Permit Identifier, and Compliance Schedule Number must already exist in ICIS. | The combination of Enforcement Action Identifier, Final Order Identifier, NPDES ID, and Compliance Schedule Number must exist in ICIS. | Reject Compliance Schedule transaction | Enforcement Action Identifier, Final Order Identifier, Permit Identifier, Compliance Schedule Number, Schedule Event Code, Schedule Date |
| CS031 | The Enforcement Action in ICIS must represent a State Enforcement Action. | The existing Enforcement Action in ICIS must be a state Activity (i.e., state_epa_flag = S) in the ICIS_ACTIVITY table. | Reject Compliance Schedule transaction | Enforcement Action Identifier, Final Order Identifier, Permit Identifier, Compliance Schedule Number, Schedule Event Code, Schedule Date |
| CS040 | The Permit Identifier must already exist in ICIS and must be linked to the Final Order. | The NPDES ID must exist in ICIS and must be a linked Facility Interest for the Final Order. Note: This business rule is not checked for Replace transactions where the Compliance Schedule exists in ICIS. | Reject Compliance Schedule transaction | Enforcement Action Identifier, Final Order Identifier, Permit Identifier, Compliance Schedule Number, Schedule Event Code, Schedule Date |
| CS041 | The combination of Enforcement Action Identifier and Final Order Identifier must already exist in ICIS. | The combination of Enforcement Action Identifier and Final Order Identifier must exist in ICIS. Note: This business rule is not checked for Replace transactions where the Compliance Schedule exists in ICIS. | Reject Compliance Schedule transaction | Enforcement Action Identifier, Final Order Identifier, Permit Identifier, Compliance Schedule Number, Schedule Event Code, Schedule Date |

| Error/Warning Code | Error/Warning Message | Reason for Error | Result of Error or Warning | Key Fields of Record Affected |
|--------------------|---|--|--|--|
| CS050 | The Compliance Schedule must include one or more Compliance Schedule Events. | A Compliance Schedule must include one or more Compliance Schedule Events. | Reject Compliance Schedule transaction | Enforcement Action Identifier, Final Order Identifier, Permit Identifier, Compliance Schedule Number, Schedule Event Code, Schedule Date |
| CS070 | Schedule Descriptor Code <Narrative Condition Code value> does not exist or is inactive in the ICIS reference table. | For a Schedule Descriptor Code, the narrative_condition_code must be a valid (i.e., Active) code in the REF_NARRATIVE_CONDITION table. | Reject Compliance Schedule transaction | Enforcement Action Identifier, Final Order Identifier, Permit Identifier, Compliance Schedule Number, Schedule Event Code, Schedule Date |
| CS080 | The Schedule Event <Schedule Event Code value, Schedule Date value> must be unique for the Compliance Schedule. Note: This error message is only issued once for duplicate Schedule Events. | For each Compliance Schedule, the combination of Schedule Event Code and Schedule Date must be unique. | Reject Compliance Schedule transaction | Enforcement Action Identifier, Final Order Identifier, Permit Identifier, Compliance Schedule Number, Schedule Event Code, Schedule Date |
| CS090 | For the Schedule Event <Schedule Event Code value, Schedule Date value>, Schedule Event Code does not exist or is inactive in the ICIS reference table. Note: This error message is issued once for each Schedule Event. | Schedule Event Code must be a valid (i.e., Active) code in the REF_SCHEDULE_EVENT table. | Reject Compliance Schedule transaction | Enforcement Action Identifier, Final Order Identifier, Permit Identifier, Compliance Schedule Number, Schedule Event Code, Schedule Date |
| CS100 | For the Schedule Event <Schedule Event Code value, Schedule Date value>, Schedule Report Received Date must exist because Schedule Actual Date exists. Note: This error message is issued once for each Schedule Event. | Report Received Date must exist if Actual Date exists. | Reject Compliance Schedule transaction | Enforcement Action Identifier, Final Order Identifier, Permit Identifier, Compliance Schedule Number, Schedule Event Code, Schedule Date |

| Error/Warning Code | Error/Warning Message | Reason for Error | Result of Error or Warning | Key Fields of Record Affected |
|--------------------|---|---|--|--|
| CS110 | For the Schedule Event <Schedule Event Code value>, Schedule Date value>, Schedule Report Received Date <Schedule Report Received Date value> must be greater than or equal to Schedule Actual Date <Schedule Actual Date value>. Note: This error message is issued once for each Schedule Event. | Report Received Date must be greater than or equal to Actual Date (if Actual Date exists). | Reject Compliance Schedule transaction | Enforcement Action Identifier, Final Order Identifier, Permit Identifier, Compliance Schedule Number, Schedule Event Code, Schedule Date |
| CS120 | For the Schedule Event <Schedule Event Code value>, Schedule Date value>, Schedule Report Received Date <Schedule Report Received Date value> must be less than or equal to the current date <Current Date value>. Note: This error message is issued once for each Schedule Event. | Report Received Date must be less than or equal to the current date. | Reject Compliance Schedule transaction | Enforcement Action Identifier, Final Order Identifier, Permit Identifier, Compliance Schedule Number, Schedule Event Code, Schedule Date |
| CS130 | For the Schedule Event <Schedule Event Code value>, Schedule Date value>, Schedule Actual Date <Schedule Actual Date value> must be less than or equal to the current date <Current Date value>. Note: This error message is issued once for each Schedule Event. | Actual Date must be less than or equal to the current date. | Reject Compliance Schedule transaction | Enforcement Action Identifier, Final Order Identifier, Permit Identifier, Compliance Schedule Number, Schedule Event Code, Schedule Date |
| CS140 | For the Schedule Event <Schedule Event Code value>, Schedule Date value>, Compliance Schedule Penalty Amount <Amount value> cannot be entered because Schedule Event Code is not one of the following: CS001, CS002, CS003, or CS033. Note: This error message is issued once for each Schedule Event. | The Compliance Schedule Penalty Amount cannot be entered unless the Schedule Event Code equals one of the following: CS001, CS002, CS003, or CS033. | Reject Compliance Schedule transaction | Enforcement Action Identifier, Final Order Identifier, Permit Identifier, Compliance Schedule Number, Schedule Event Code, Schedule Date |

| Error/Warning Code | Error/Warning Message | Reason for Error | Result of Error or Warning | Key Fields of Record Affected |
|--------------------|---|---|--|--|
| CS150 | An error has occurred while processing data for this Compliance Schedule, no data was deleted or saved and the XML transaction must be resubmitted. | If Background Processing does not complete successfully for a Compliance Schedule transaction, roll back all changes for the XML transaction. | Reject Compliance Schedule transaction | Enforcement Action Identifier, Final Order Identifier, Permit Identifier, Compliance Schedule Number, Schedule Event Code, Schedule Date |

9.1.26 Schedule Event Violation Error Messages

The table below lists error messages that are generated when ICIS-NPDES Batch cannot process a narrative condition (permit) or compliance schedule violation transaction, what caused the error, how the error affected the transaction, and the key fields of the transaction that had the error.

| Error/Warning Code | Error/Warning Message | Reason for Error | Result of Error or Warning | Key Fields of Record Affected |
|--------------------|---|--|--|---|
| BAT010 | Transaction Type must be valid for Schedule Event Violations. The only valid Transaction Type is C (Change). | Transaction Type <Transaction Type value> is not valid for <Submission Type value>. | Reject entire Schedule Event Violation transaction | Permit Identifier, Narrative Condition Number, Schedule Event Code, Schedule Date, Schedule Violation Code Or Enforcement Action Identifier, Final Order Identifier, Permit Identifier, Compliance Schedule Number, Schedule Event Code, Schedule Date, Schedule Violation Code |
| BAT020 | User must have privileges to perform the transaction. This relates to specific roles and access level (HQ, specific region, specific state). Note: ICIS does not have Batch-specific privileges. The privileges for Batch and Web access are the same. | User <ID value> does not have privileges to perform this <Transaction Type value> <Submission Type value> transaction. | Reject entire Schedule Event Violation transaction | Permit Identifier, Narrative Condition Number, Schedule Event Code, Schedule Date, Schedule Violation Code Or Enforcement Action Identifier, Final Order Identifier, Permit Identifier, Compliance Schedule Number, Schedule Event Code, Schedule Date, Schedule Violation Code |

| Error/Warning Code | Error/Warning Message | Reason for Error | Result of Error or Warning | Key Fields of Record Affected |
|--------------------|--|---|--|---|
| VIO030 | A Violation identified by the combination of key data must exist in ICIS. | A Violation does not exist for the key data entered. Note: For DMR Violations, the Limit Season Number will display as -1 on the audit report if that was what was submitted. The Numeric Report Violation Code will also display D or E on the audit report. | Reject entire Schedule Event Violation transaction | Permit Identifier, Narrative Condition Number, Schedule Event Code, Schedule Date, Schedule Violation Code Or Enforcement Action Identifier, Final Order Identifier, Permit Identifier, Compliance Schedule Number, Schedule Event Code, Schedule Date, Schedule Violation Code |
| VIO040 | For a Violation, the Violation key data must be unique to one record. | Multiple Violations exist that match the key data entered. | Reject entire Schedule Event Violation transaction | Permit Identifier, Narrative Condition Number, Schedule Event Code, Schedule Date, Schedule Violation Code Or Enforcement Action Identifier, Final Order Identifier, Permit Identifier, Compliance Schedule Number, Schedule Event Code, Schedule Date, Schedule Violation Code |
| VIO050 | If the Violation transaction contains key data and no other data, ICIS rejects the transaction. | The Violation transaction contains key data and no other data for processing. | Reject entire Schedule Event Violation transaction | Permit Identifier, Narrative Condition Number, Schedule Event Code, Schedule Date, Schedule Violation Code Or Enforcement Action Identifier, Final Order Identifier, Permit Identifier, Compliance Schedule Number, Schedule Event Code, Schedule Date, Schedule Violation Code |
| VIO055 | Schedule Event Violations cannot be edited unless the RNC Detection Code, RNC Detection Date, RNC Resolution Code, and RNC Resolution Date that were previously in ICIS all exist. Note: These data elements could be blank if the RNC Tracking Flag was off at or following generation of the violation. | Schedule Event Violations cannot be edited unless the following fields in ICIS all exist: Reportable Non Compliance Detection Code, Reportable Non Compliance Detection Date, Reportable Non Compliance Resolution Code, and Reportable Non Compliance Resolution Date. | Reject entire Schedule Event Violation transaction | Permit Identifier, Narrative Condition Number, Schedule Event Code, Schedule Date, Schedule Violation Code Or Enforcement Action Identifier, Final Order Identifier, Permit Identifier, Compliance Schedule Number, Schedule Event Code, Schedule Date, Schedule Violation Code |

| Error/Warning Code | Error/Warning Message | Reason for Error | Result of Error or Warning | Key Fields of Record Affected |
|--------------------|---|--|--|---|
| VIO070 | If RNC Detection Code exists, then all RNC data elements must exist. | All RNC data elements must exist because Reportable Non Compliance Detection Code exists. | Reject entire Schedule Event Violation transaction | Permit Identifier, Narrative Condition Number, Schedule Event Code, Schedule Date, Schedule Violation Code Or Enforcement Action Identifier, Final Order Identifier, Permit Identifier, Compliance Schedule Number, Schedule Event Code, Schedule Date, Schedule Violation Code |
| VIO120 | If RNC Detection Code is automatic (rnc_detection_entry_code_flag = A), then RNC Resolution Code must be valid (i.e. Active), must be a manual code (rnc_resolution_code_entry = Manual) or must be the automatic code of 1 (NC - Unresolved RNC), and cannot = A (NC - Manual Unresolved RNC) in the REF_RNC_RESOLUTION table. | For the automatically detected Violation, Reportable Non Compliance Resolution Code <Reportable Non Compliance Resolution Code value> does not exist, is inactive, is not a manual code or does not equal the automatic code of 1 (NC - Unresolved RNC), or equals A (NC - Manual Unresolved RNC) in the ICIS reference table. | Reject entire Schedule Event Violation transaction | Permit Identifier, Narrative Condition Number, Schedule Event Code, Schedule Date, Schedule Violation Code Or Enforcement Action Identifier, Final Order Identifier, Permit Identifier, Compliance Schedule Number, Schedule Event Code, Schedule Date, Schedule Violation Code |
| VIO130 | If RNC Resolution Code equals A (NC - Manual Unresolved RNC) or 1 (NC - Unresolved RNC), then RNC Resolution Date must equal the RNC Detection Date. | If Reportable Non Compliance Resolution Code is A (NC - Manual Unresolved RNC) or 1 (NC - Unresolved RNC), then Reportable Non Compliance Resolution Date <Reportable Non Compliance Resolution Date value> must equal the Reportable Non Compliance Detection Date <Reportable Non Compliance Detection Date value>. | Reject entire Schedule Event Violation transaction | Permit Identifier, Narrative Condition Number, Schedule Event Code, Schedule Date, Schedule Violation Code Or Enforcement Action Identifier, Final Order Identifier, Permit Identifier, Compliance Schedule Number, Schedule Event Code, Schedule Date, Schedule Violation Code |
| VIO140 | If RNC Resolution Code does not equal A (NC - Manual Unresolved RNC) or 1 (NC - Unresolved RNC), then RNC Resolution Date must be: <ul style="list-style-type: none"> Less than or equal to the current date Greater than or equal to the RNC Detection Date | If Reportable Non Compliance Resolution Code is not A (NC - Manual Unresolved RNC) or 1 (NC - Unresolved RNC), then Reportable Non Compliance Resolution Date <Reportable Non Compliance Resolution Date value> must be less than or equal to the current date <current date value> and greater than or equal to the Reportable Non Compliance Detection Date < Reportable Non Compliance Detection Date value>. | Reject entire Schedule Event Violation transaction | Permit Identifier, Narrative Condition Number, Schedule Event Code, Schedule Date, Schedule Violation Code Or Enforcement Action Identifier, Final Order Identifier, Permit Identifier, Compliance Schedule Number, Schedule Event Code, Schedule Date, Schedule Violation Code |

| Error/Warning Code | Error/Warning Message | Reason for Error | Result of Error or Warning | Key Fields of Record Affected |
|--------------------|---|---|--|---|
| VIO150 | If Background Processing does not complete successfully, roll back all changes for the XML transaction. | An error has occurred while processing the data for this Violation. No data were saved and the XML transaction must be resubmitted. | Reject entire Schedule Event Violation transaction | Permit Identifier, Narrative Condition Number, Schedule Event Code, Schedule Date, Schedule Violation Code Or Enforcement Action Identifier, Final Order Identifier, Permit Identifier, Compliance Schedule Number, Schedule Event Code, Schedule Date, Schedule Violation Code |

9.1.27 Single Event Violation Error Messages

The table below lists error messages that are generated when ICIS-NPDES Batch cannot process a single event violation transaction, what caused the error, how the error affected the transaction, and the key fields of the transaction that had the error.

| Error/Warning Code | Error/Warning Message | Reason for Error | Result of Error or Warning | Key Fields of Record Affected |
|--------------------|--|---|--|---|
| BAT010 | Transaction Type <Transaction Type value> is not valid for <Submission Type value>. | Transaction Type must be valid for Single Event Violations. Valid Transaction Types are N (New), C (Change), R (Replace), and X (Mass Delete). | Reject entire Single Event Violation transaction | Permit Identifier, Single Event Violation Code, Single Event Violation Date |
| BAT020 | User <ID value> does not have privileges to perform this <Transaction Type value> <Submission Type value> transaction. | User must have privileges to perform the transaction. This relates to specific roles and access level (HQ, specific region, specific state). Note: ICIS does not have Batch-specific privileges. The privileges for Batch and Web access are the same. | Reject entire Single Event Violation transaction | Permit Identifier, Single Event Violation Code, Single Event Violation Date |
| SEV030 | A Single Event Violation already exists for the key data entered. | The combination of NPDES ID, Violation Code, and Single Event Violation Date must not already exist in ICIS. | Reject entire Single Event Violation transaction | Permit Identifier, Single Event Violation Code, Single Event Violation Date |
| SEV040 | A Single Event Violation does not exist for the key data entered. | The combination of NPDES ID, Violation Code, and Single Event Violation Date submitted must exist in ICIS. | Reject entire Single Event Violation transaction | Permit Identifier, Single Event Violation Code, Single Event Violation Date |

| Error/Warning Code | Error/Warning Message | Reason for Error | Result of Error or Warning | Key Fields of Record Affected |
|--------------------|--|---|--|---|
| SEV045 | More than one Single Event Violation exists for the key data entered. | The Single Event Violation identified by the combination of NPDES ID, Violation Code, and Single Event Violation Date submitted must be unique to one record. Note: This business rule is not checked for Replace transactions where the Single Event Violation does not exist in ICIS. | Reject entire Single Event Violation transaction | Permit Identifier, Single Event Violation Code, Single Event Violation Date |
| SEV050 | The Permit has a Permit Type of [NPDES Master General Permit (NGP) or State Issued Master General Permit Non-NPDES (SNN)] which is invalid for a Single Event Violation. Note: <ul style="list-style-type: none"> In the message above, all Permit Types and their Codes that may have this error are listed in brackets. Only the Permit Type and Code for which this error occurs will be included in the actual error message. Brackets will not display in the error messages; they just indicate that the message is dynamic. | For a Single Event Violation transaction, the Permit Type for the Permit identified by the NPDES ID cannot be: <ul style="list-style-type: none"> NPDES Master General Permit State Issued Master General Permit (Non-NPDES) Notes: This business rule is not checked for Replace transactions where the Single Event Violation exists in ICIS. | Reject entire Single Event Violation transaction | Permit Identifier, Single Event Violation Code, Single Event Violation Date |
| SEV060 | A Single Event Violation cannot be added because the Permit Identifier does not exist in ICIS. | The NPDES ID entered must exist in ICIS. Note: This business rule is not checked for Replace transactions where the Single Event Violation exists in ICIS. | Reject entire Single Event Violation transaction | Permit Identifier, Single Event Violation Code, Single Event Violation Date |
| SEV080 | Single Event Violation Code <Single Event Violation Code value> entered is not valid for a Single Event Violation, does not exist, or is inactive in the ICIS reference table. | Violation Code must be a valid (i.e., Active) code with a violation_group_code = SEV in the REF_VIOLATION table. Note: This business rule is not checked for Replace transactions where the Single Event Violation exists in ICIS. | Reject entire Single Event Violation transaction | Permit Identifier, Single Event Violation Code, Single Event Violation Date |
| SEV085 | For the Permit Identifier submitted, an Effective Date must exist for the current version of the permit or for previous versions of the permit. | If the Permit Type is not Unpermitted Facility for the NPDES ID entered, then there must be at least one version of the permit with an Effective Date. Note: This business rule is not checked for Replace transactions where the Single Event Violation exists in ICIS. | Reject entire Single Event Violation transaction | Permit Identifier, Single Event Violation Code, Single Event Violation Date |

| Error/Warning Code | Error/Warning Message | Reason for Error | Result of Error or Warning | Key Fields of Record Affected |
|--------------------|--|--|--|---|
| SEV090 | The Single Event Violation Date <Single Event Violation Date value> must be greater than or equal to the Permit Effective Date <original Permit Effective Date value> of the original version of the permit. | For the NPDES ID submitted, Single Event Violation Date must be greater than or equal to the Effective Date of the original version of the permit, if that Effective Date exists. Note: This business rule is not checked for Replace transactions where the Single Event Violation exists in ICIS. | Reject entire Single Event Violation transaction | Permit Identifier, Single Event Violation Code, Single Event Violation Date |
| SEV095 | The Single Event Violation Date <Single Event Violation Date value> must be less than or equal to the current date <current date value>. | Single Event Violation Date must be less than or equal to the current date. Note: This business rule is not checked for Replace transactions where the Single Event Violation exists in ICIS. | Reject entire Single Event Violation transaction | Permit Identifier, Single Event Violation Code, Single Event Violation Date |
| SEV100 | The Single Event Violation contains key data and no other data for processing. | If the Single Event Violation transaction contains only key data and no other data, ICIS rejects the Single Event Violation transaction. | Reject entire Single Event Violation transaction | Permit Identifier, Single Event Violation Code, Single Event Violation Date |
| SEV110 | The Single Event Violation Start Date must be less than or equal to both the current date <Current Date value> and the Single Event Violation Date. | Single Event Start Date must be <ul style="list-style-type: none"> Less than or equal to the current date Less than or equal to the Single Event Violation Date | Reject entire Single Event Violation transaction | Permit Identifier, Single Event Violation Code, Single Event Violation Date |
| SEV120 | The Single Event Violation End Date must be less than or equal to the current date <Current Date value> and greater than or equal to both the Single Event Violation Date and Single Event Violation Start Date. | Single Event End Date must be: <ul style="list-style-type: none"> Less than or equal to the current date Greater than or equal to the Single Event Start Date Greater than or equal to the Single Event Violation Date | Reject entire Single Event Violation transaction | Permit Identifier, Single Event Violation Code, Single Event Violation Date |
| VIO070 | All RNC data elements must exist because Reportable Non Compliance Detection Code exists. | If RNC Detection Code exists, then all RNC data elements must exist. | Reject entire Single Event Violation transaction | Permit Identifier, Single Event Violation Code, Single Event Violation Date |
| VIO080 | All RNC data elements must be blank because Reportable Non Compliance Detection Code is blank. | If RNC Detection Code is blank, then all RNC data elements must be blank. | Reject entire Single Event Violation transaction | Permit Identifier, Single Event Violation Code, Single Event Violation Date |

| Error/Warning Code | Error/Warning Message | Reason for Error | Result of Error or Warning | Key Fields of Record Affected |
|--------------------|---|--|--|---|
| VIO090 | Reportable Non Compliance Detection Code <Reportable Non Compliance Detection Code value> does not exist, is inactive, is not a valid manual code, or is not the same as the previously existing automatic code in ICIS. | RNC Detection Code must be a valid (i.e. Active) manual code (rnc_detection_code_entry_flag = M) in the REF_RNC_DETECTION table or must be the same as the previously existing automatic code in ICIS. Valid manual Single Event Violations have a detection_type_code = DIS. Note: Single Event Violations cannot have a previously existing automatic RNC Detection Code in ICIS. | Reject entire Single Event Violation transaction | Permit Identifier, Single Event Violation Code, Single Event Violation Date |
| VIO100 | Reportable Non Compliance Detection Date <Reportable Non Compliance Detection Date value> must be less than or equal to the current date <current date value> and greater than or equal to the Violation Date <Violation Date value>. | RNC Detection Date must be: <ul style="list-style-type: none"> • Less than or equal to the current date • Greater than or equal to the Violation Date Violation Date varies by the type of Violation: <ul style="list-style-type: none"> • Effluent: Monitoring Period End Date • Single Event: Single Event Violation Date | Reject entire Single Event Violation transaction | Permit Identifier, Single Event Violation Code, Single Event Violation Date |
| VIO110 | For the manually detected Violation, Reportable Non Compliance Resolution Code <Reportable Non Compliance Resolution Code value> does not exist, is inactive, or is not a manual code in the ICIS reference table. | If RNC Detection Code is manual (rnc_detection_entry_code_flag = M), then RNC Resolution Code must be valid (i.e. Active) and must be a manual code (rnc_resolution_code_entry = Manual) in the REF_RNC_RESOLUTION table. Note: Single Event Violations cannot have automatic RNC Detection Codes. | Reject entire Single Event Violation transaction | Permit Identifier, Single Event Violation Code, Single Event Violation Date |
| VIO130 | If Reportable Non Compliance Resolution Code is A (NC - Manual Unresolved RNC) or 1 (NC - Unresolved RNC), then Reportable Non Compliance Resolution Date <Reportable Non Compliance Resolution Date value> must equal the Reportable Non Compliance Detection Date <Reportable Non Compliance Detection Date value>. | If RNC Resolution Code equals A (NC - Manual Unresolved RNC) or 1 (NC - Unresolved RNC), then RNC Resolution Date must equal the RNC Detection Date. | Reject entire Single Event Violation transaction | Permit Identifier, Single Event Violation Code, Single Event Violation Date |

| Error/Warning Code | Error/Warning Message | Reason for Error | Result of Error or Warning | Key Fields of Record Affected |
|--------------------|--|--|--|---|
| VIO140 | If Reportable Non Compliance Resolution Code is not A (NC - Manual Unresolved RNC) or 1 (NC - Unresolved RNC), then Reportable Non Compliance Resolution Date <Reportable Non Compliance Resolution Date value> must be less than or equal to the current date <current date value> and greater than or equal to the Reportable Non Compliance Detection Date < Reportable Non Compliance Detection Date value>. | If RNC Resolution Code does not equal A (NC - Manual Unresolved RNC) or 1 (NC - Unresolved RNC), then RNC Resolution Date must be: <ul style="list-style-type: none"> Less than or equal to the current date Greater than or equal to the RNC Detection Date | Reject entire Single Event Violation transaction | Permit Identifier, Single Event Violation Code, Single Event Violation Date |
| SEV130 | An error has occurred while processing the data for this Single Event Violation. No data were saved for this Single Event Violation, and the XML transaction must be resubmitted | If Background Processing does not complete successfully, roll back all changes for the XML transaction. Note: This business rule does not apply for Replace transactions where the Single Event Violation does not exist in ICIS. | Reject entire Single Event Violation transaction | Permit Identifier, Single Event Violation Code, Single Event Violation Date |

9.1.1 Copy Master General Permit Limit Set to General Permit Covered Facility Error Messages

The table below lists error messages that are generated when ICIS-NPDES Batch cannot process a copy master general permit limit set transaction, what caused the error, how the error affected the transaction, and the key fields of the transaction that had the error.

| Error/Warning Code | Error/Warning Message | Reason for Error | Result of Error or Warning | Key Fields of Record Affected |
|--------------------|--|---|--|---|
| BAT010 | Transaction Type <Transaction Type value> is not valid for <Submission Type value>. | Transaction Type must be valid for Single Event Violations. Valid Transaction Types are N (New), C (Change), R (Replace), and X (Mass Delete). | Reject entire Single Event Violation transaction | Permit Identifier, Single Event Violation Code, Single Event Violation Date |
| BAT020 | User <ID value> does not have privileges to perform this <Transaction Type value> <Submission Type value> transaction. | User must have privileges to perform the transaction. This relates to specific roles and access level (HQ, specific region, specific state). Note: ICIS does not have Batch-specific privileges. The privileges for Batch and Web access are the same. | Reject entire Single Event Violation transaction | Permit Identifier, Single Event Violation Code, Single Event Violation Date |

| Error/Warning Code | Error/Warning Message | Reason for Error | Result of Error or Warning | Key Fields of Record Affected |
|--------------------|---|--|--|---|
| CLS030 | The source Permit does not exist for the key data entered. | The source Permit must exist in ICIS. | Reject entire Copy MGP Limit Set transaction | Permit Identifier, Permitted Feature Identifier |
| CLS040 | The source Permit Identifier must have a Permit Type of NPDES Master General Permit or State Issued Master General Permit (Non-NPDES). | The source Permit must have a Permit Type of NPDES Master General Permit or State Issued Master General Permit (Non-NPDES). | Reject entire Copy MGP Limit Set transaction | Permit Identifier, Permitted Feature Identifier |
| CLS050 | The source Permit cannot have a reissuance in progress. | The source Permit cannot have a reissuance in progress. Note: this business rule does not exist in the ICIS web application. | Reject entire Copy MGP Limit Set transaction | Permit Identifier, Permitted Feature Identifier |
| CLS060 | The source Permitted Feature does not exist for the key data entered. | The source Permitted Feature must exist in ICIS. | Reject entire Copy MGP Limit Set transaction | Permit Identifier, Permitted Feature Identifier |
| CLS070 | The source Limit Set does not exist for the key data entered. | The source Limit Set must exist in ICIS. | Reject entire Copy MGP Limit Set transaction | Permit Identifier, Permitted Feature Identifier |
| CLS080 | The target Permit does not exist for the key data entered. | The target Permit must exist in ICIS. | Reject entire Copy MGP Limit Set transaction | Permit Identifier, Permitted Feature Identifier, Limit Set Designator |
| CLS090 | The target Permit Identifier must have a Permit Type of General Permit Covered Facility. | The target Permit must have a Permit Type of General Permit Covered Facility. | Reject entire Copy MGP Limit Set transaction | Permit Identifier, Permitted Feature Identifier, Limit Set Designator |
| CLS100 | The target Permit cannot have a reissuance in progress. | The target Permit cannot have a reissuance in progress. Note: this business rule does not exist in the ICIS web application. | Reject entire Copy MGP Limit Set transaction | Permit Identifier, Permitted Feature Identifier, Limit Set Designator |
| CLS110 | The Permit Identifier of the target General Permit Covered Facility is not associated with the Permit Identifier of the source Master General Permit. | The Associated MGP NPDES ID of the target General Permit Covered Facility must equal the NPDES ID of the source Master General Permit. | Reject entire Copy MGP Limit Set transaction | Permit Identifier, Permitted Feature Identifier, Limit Set Designator |
| CLS120 | A target Limit Set already exists for the key data entered. | The target Limit Set must not exist in ICIS. | Reject entire Copy MGP Limit Set transaction | Permit Identifier, Permitted Feature Identifier, Limit Set Designator |

| Error/Warning Code | Error/Warning Message | Reason for Error | Result of Error or Warning | Key Fields of Record Affected |
|--------------------|---|---|--|---|
| CLS130 | An error has occurred while processing the data for this Copy MGP Limit Set transaction. No data were saved, and the XML transaction must be resubmitted. | If Background Processing does not complete successfully, roll back all changes for the XML transaction. | Reject entire Copy MGP Limit Set transaction | Permit Identifier, Permitted Feature Identifier, Limit Set Designator |

For errors beginning with PF see Section 9.1.9.

For errors beginning with LS see Section 9.1.10.

9.2 SCHEMA VALIDATION ERROR MESSAGES

XML submission files must be validated against the ICIS Batch schema with a Schema validator package such as XMLSpy or Stylus Studio before they are submitted to CDX. If all XML submission files within the same zipped file are well formed and valid according to the ICIS-NPDES schema, the CDX node will return this downloadable SOAP message or the CDX Web form for ICIS will display this message in the <return> tag of the “submission-metadata.xml” file for the batch in the Transaction History screen:

```

<?xml version="1.0" encoding="UTF-8" standalone="no" ?>
<SOAP-ENV:Envelope xmlns:SOAP-ENV="http://schemas.xmlsoap.org/soap/envelope/"
  xmlns:tns="http://www.neien.org/schema/v1.0/validator.wsdl" xmlns:xsd="http://www.w3.org/2001/XMLSchema"
  xmlns:soap="http://schemas.xmlsoap.org/wsdl/soap/" xmlns:typens="http://www.neien.org/schema/v1.0/validator.xsd"
  xmlns:dime="http://schemas.xmlsoap.org/ws/2002/04/dime/wsdl/" xmlns:wsdl="http://schemas.xmlsoap.org/wsdl/"
  xmlns:xsi="http://www.w3.org/2001/XMLSchema-instance" xmlns:SOAP-ENC="http://schemas.xmlsoap.org/soap/encoding/">
  <SOAP-ENV:Body>
    <mns:SchemaValidateResponse xmlns:mns="http://www.neien.org/schema/v1.0/validator.xsd" SOAP-
      ENV:encodingStyle="http://schemas.xmlsoap.org/soap/encoding/">
<return xsi:type="xsd:string">Congratulations! The document, HQ001TEST.xml, is valid according to the schema.</return>
    </mns:SchemaValidateResponse>
  </SOAP-ENV:Body>
</SOAP-ENV:Envelope>

```

The message immediately below indicates that an XML submission file was able to be sent to ICIS-NPDES Batch for processing. However, if a submission file is not well formed or is invalid according to the ICIS Schema, CDX will capture the first 100 errors and set the status of the submission to “Failed”. If the XML submission file is sent to CDX through its node, CDX will provide the errors in a downloadable SOAP message like the example shown below or the CDX Web form for ICIS will display this message in the “submission-metadata.xml” file for the batch in the Transaction History screen.

```
<?xml version="1.0" encoding="UTF-8" standalone="no" ?>
<:SOAP-ENV:Envelope xmlns:SOAP-ENV="http://schemas.xmlsoap.org/soap/envelope/"
  xmlns:tns="http://www.neien.org/schema/v1.0/validator.wsdl" xmlns:xsd="http://www.w3.org/2001/XMLSchema"
  xmlns:soap="http://schemas.xmlsoap.org/wsdl/soap/" xmlns:typens="http://www.neien.org/schema/v1.0/validator.xsd"
  xmlns:dime="http://schemas.xmlsoap.org/ws/2002/04/dime/wsdl/" xmlns:wsdl="http://schemas.xmlsoap.org/wsdl/"
  xmlns:xsi="http://www.w3.org/2001/XMLSchema-instance" xmlns:SOAP-ENC="http://schemas.xmlsoap.org/soap/encoding/">
  <:SOAP-ENV:Body>
  <:mns:SchemaValidateResponse xmlns:mns="http://www.neien.org/schema/v1.0/validator.xsd" SOAP-
    ENV:encodingStyle="http://schemas.xmlsoap.org/soap/encoding/">
    <return xsi:type="xsd:string">The document,\lcdxprepnetapp1\QA_Temple1a14bae-fcd8-41d1-87a6-3eec4cee65cf0, contains the
    following error(s): Error at line 4 column 40 : The ' http://www.exchangenetwork.net/schema/icis/1:Id' element is invalid - The value
    '1234567890123456789012345678901' is invalid according to its datatype '
    http://www.exchangenetwork.net/schema/icis/1:StringMin3Max30Type' - The actual length is greater than the MaxLength value.</return>
    </mns:SchemaValidateResponse>
  </SOAP-ENV:Body>
</SOAP-ENV:Envelope>
```

This table provides the general schema validation error messages that appear in a CDX, Stylus Studio or XMLSpy during XML schema validation, or appear in the PDF returned by ICIS, including an explanation of what caused the error and hints on how to fix the error.

| Source of Error Message | Error/Warning Message | Reason for Error | Error Resolution |
|-------------------------|---|--|---|
| CDX | Congratulations! The document, xxx.xml , is valid according to the schema | The XML named xxx in the zipped submission file passed CDX schema validation checks and can be processed by ICIS-NPDES Batch. | Check the results of the submission in ICIS-NPDES by viewing the Batch Audit reports. |
| CDX | Submission Error: An internal error occurred | A file other than a zip compressed file was uploaded or the zip compressed file contained files other than XMLs, a tag is missing its start or end tag, or the Payload tag is missing its Operation attribute. | Check to make sure the submittal file is zipped and contains only XML instance documents, open the XML file with Internet Explorer to find the tag missing its start or end tag then fix the XML file to have the expected start and end tags, or add the correct Operation attribute to the Payload tag. |
| CDX | The ' xxx ' element is invalid - The value ' y ' is invalid according to its datatype | Data for the element xxx is in the wrong length, has an invalid code, does not match the expected format, has an invalid date or time is invalid. | Check the Data Exchange Template to find the characteristics of element xxx and fix the data to have the correct length, code, format, or valid day for the month time to have no more than 60 minutes or seconds. |

| Source of Error Message | Error/Warning Message | Reason for Error | Error Resolution |
|-------------------------|--|--|---|
| CDX | The element ' xxx ' in namespace 'http://www.exchangenetwork.net/schema/icis/1' has invalid child element ' yyy ' in namespace 'http://www.exchangenetwork.net/schema/icis/1'. List of possible elements expected: ' zzz ' in namespace 'http://www.exchangenetwork.net/schema/icis/1'. | The element named zzz is missing below the parent block named xxx from the XML. | Check the Example XML Instance Document example and fix the XML to have the missing element before the element named yyy , or remove the Property parent element if all its child elements are missing and not needed. |
| CDX | The element ' xxx ' in namespace 'http://www.exchangenetwork.net/schema/icis/1' cannot contain text. List of possible elements expected: ' yyy ', ' zzz ' | The parent tag named xxx has data instead of its child tag(s) named yyy , zzz . | Check the Example XML Instance Document example and fix the XML file to have the expected child tags instead of data for parent element xxx . |

| Source of Error Message | Error/Warning Message | Reason for Error | Error Resolution |
|-------------------------|---|---|--|
| CDX | The element 'xxx' in namespace 'http://www.exchangenetwork.net/schema/icis/1' has incomplete content. List of possible elements expected: 'yyy' , 'zzz' | The parent tag named xxx has data instead of its child tag(s) named yyy , zzz , or is missing one of its mandatory elements. | Check the Example XML Instance Document example and fix the XML file to have the expected child tags instead of data for parent element xxx . |
| CDX | The element 'xxx' in namespace 'http://www.exchangenetwork.net/schema/icis/1' has incomplete content. List of possible elements expected: 'yyy' in namespace 'http://www.exchangenetwork.net/schema/icis/1' | The parent element named xxx is missing all of its child tags. | Check the Example XML Instance Document example and fix the submission file to have its child tags in the order expected. |

| Source of Error Message | Error/Warning Message | Reason for Error | Error Resolution |
|-------------------------|---|------------------|------------------|
| CDX | The element ' xxx ' in namespace 'http://www.exchangenetwork.net/schema/icis/1' has invalid child element ' yyy ' in namespace 'http://www.exchangenetwork.net/schema/icis/1'. List of possible elements expected: ' zzz ' in namespace 'http://www.exchangenetwork.net/schema/icis/1'.</td><td>The parent element named xxx is missing a mandatory child tag named zzz and found a child tag named yyy instead.</td><td>Check the Example XML Instance Document example and fix the submission file to have the mandatory child tag zzz under the parent tag xxx in the order expected.</td></tr><tr><td>CDX</td><td>The 'Operation' attribute is invalid - The value ' xxx ' is invalid according to its datatype 'http://www.exchangenetwork.net/schema/icis/1':OperationType' - The Enumeration constraint failed.</td><td>The Payload tag has an invalid Operation attribute.</td><td>Check the Example XML Instance Document example and fix the XML file to have its Payload tag contain the correct attribute for Operation.</td></tr></table> | | |

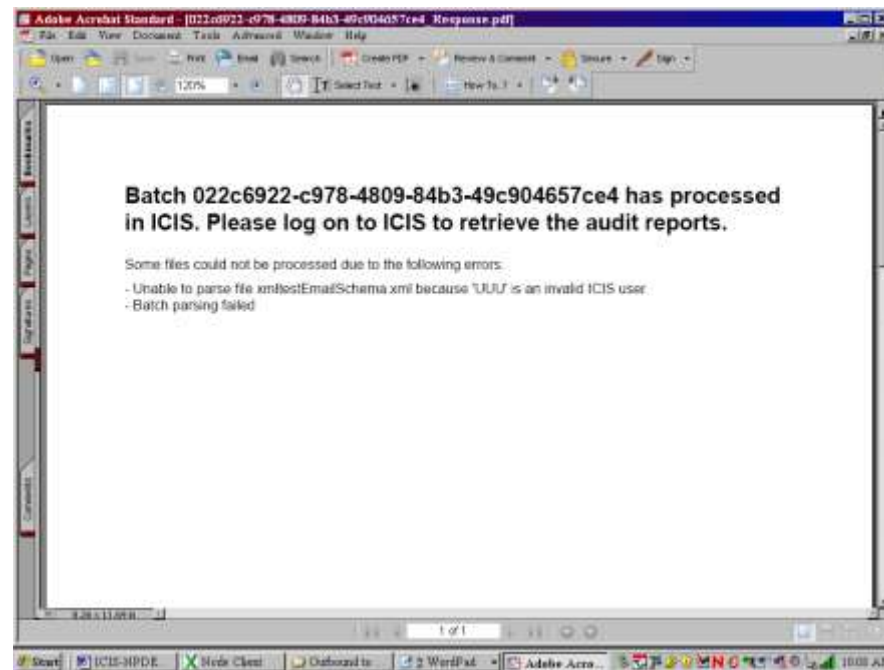
| Source of Error Message | Error/Warning Message | Reason for Error | Error Resolution |
|-------------------------|---|--|---|
| CDX | Warning: Matching schema not found for at least part of the document, please check the namespace of your XML element - Could not find schema information for the element | The XML document is missing the namespace or has an incorrect namespace causing CDX to not be able to validate the XML against the ICIS schema. | Make sure the <Document> tag of the XML file matches the text in bold below: <pre><Document xmlns:xsi="http://www.w3.org/2001/XMLSchema-instance" xmlns="http://www.exchangene트워크.net/schema/icis/1"></pre> |
| ICIS PDF | Unable to parse file xxx because yyy is an invalid user. | ICIS-NPDES Batch received the XML instance document named xxx from CDX but could not process it because either an invalid ICIS user ID was specified in the <Id> tag or the ICIS user ID was valid but did not have the rights to apply the add, change and/or delete transactions in the XML instance document. | Fix the XML file to have a valid ICIS user ID in the <Id> tag with rights to add, change and delete records and resubmit the file. |
| XMLSpy | Required attribute 'Operation' is missing from element 'Payload'. | The Payload element is missing its Operation attribute. | Check the Example XML Instance Document example and fix the XML to have "DischargeMonitoringReportSubmission" as the Operation attribute of the Payload element. |
| XMLSpy | Text ' xxx ' is not allowed for element ' yyy '. The element declaration's content type is element-only. | The parent element named xxx can only have child elements instead of data but data was found. | Check the Example XML Instance Document example and fix the XML to have child elements under parent element xxx instead of data. |

| Source of Error Message | Error/Warning Message | Reason for Error | Error Resolution |
|-------------------------|--|---|--|
| XMLSpy | The content for element ' xxx ' is incomplete. Expected: yyy | The element named xxx is missing below the parent block named yyy from the XML. | Check the Example XML Instance Document example and fix the XML to have the missing element, or remove the Property parent element if all its child elements are missing and not needed. |
| XMLSpy | The content for element ' xxx ' is incomplete. Expected: yyy | The mandatory element named yyy is missing from or in the wrong position of the XML. | Check the Example XML Instance Document example and fix the XML to have the element named yyy in its proper location. |
| XMLSpy | The content of element ' icis:xxx ' is not valid according to its type definition ' xs:yyy ' | Data for the element xxx is in the wrong length, has an invalid code, does not match the expected format, has an invalid date or time is invalid. | Check the Data Exchange Template to find the characteristics of element xxx and fix the data to have the correct length, code, format, valid day for the month time to have no more than 60 minutes or seconds. |
| XMLSpy | Unexpected element ' xxx ' in element 'SchemasVersion'. Expected: yyy | One or more of the elements under the yyy parent block are in the wrong position of the XML, or the mandatory parent block named xxx is missing from the XML. | Check the Example XML Instance Document example and fix the XML to have all of the elements in their proper location and the mandatory parent block xxx present. |
| XMLSpy | Value ' xxx ' of attribute 'Operation' is does not match simple type ' icis:OperationType '. | The Operation attribute of the Payload element is not "DischargeMonitoringReportSubmission" | Check the Example XML Instance Document example and fix the XML to have "DischargeMonitoringReportSubmission" as the Operation attribute of the Payload element. |
| XMLSpy | Xxx closing element name expected. | The parent element named xxx is missing its end tag or one of its child elements is missing its start tag. | Check the Example XML Instance Document example and fix the XML to have start tag for the child elements of the parent block named xxx, or the parent block named xxx to have its end tag. |

| Source of Error Message | Error/Warning Message | Reason for Error | Error Resolution |
|-------------------------|------------------------------------|--|---|
| XMLSpy | xxx closing element name expected. | A child element of the parent block named xxx is missing its start tag, or the parent block itself is missing its end tag in the XML. | Check the Example XML Instance Document example and fix the XML to have the child element of xxx to have its start tag, or the parent element to have its end tag. |

9.3 ICIS-NPDES UNEXPECTED ERROR MESSAGES

If an XML submission file encounters an unexpected error when trying to process the submission file that keeps the data from being parsed into the ICIS database, an error will be reported in a PDF file that can be downloaded from CDX. This is an example of a PDF where the <Id> tag contains a User ID that does not exist in ICIS.



9.4 CDX NODE SUBMITTAL ERROR MESSAGES

This table lists SOAP error messages that may be encountered by a state or tribe's Full Node while interacting with CDX to submit files to ICIS-NPDES Batch, along with an explanation on why an error occurred and how to fix it.

| Type of Error | Error.Warning Message | Reason for Error | Error Resolution |
|---------------|-----------------------|--|--|
| SOAP Error | E_UnknownUser | CDX User authentication failed | Use a valid CDX ID and password. |
| SOAP Error | E_TransactionId | A transaction ID could not be found | Provide the correct transaction ID or redo the transaction to get a new transaction ID. |
| SOAP Error | E_UnknownMethod | The requested method is not supported | Use the name of an existing CDX or data flow method to be invoked. |
| SOAP Error | E_AccessDenied | The operation could not be performed due to lack of privilege | Use a valid CDX ID and password that has rights to the desired data flow. |
| SOAP Error | E_InvalidToken | The securityToken is invalid | Re-authenticate to get a new security token. |
| SOAP Error | E_TokenExpired | The securityToken has expired | Re-authenticate to get a new security token. |
| SOAP Error | E_FileNotFound | The requested file could not be located | Contact the CDX Help Desk for assistance. |
| SOAP Error | E_ValidationFailed | XML schema or schematron validation error | Validate the XML against its schema to find and correct the errors in the XML. |
| SOAP Error | E_ServerBusy | The service is too busy to handle the request at this time, please try later | Wait 30 minutes and try again. |
| SOAP Error | E_InvalidFileName | The name element in the nodeDocument structure is invalid | Fix the name to be a valid file name. |
| SOAP Error | E_InvalidFileType | The type element in the nodeDocument structure is invalid or not supported | Fix the file to be a valid type (ZIP). |
| SOAP Error | E_InvalidDataFlow | The dataflow element in a request message is not supported | Fix the name to be a valid data flow (ICIS-NPDES). |
| SOAP Error | E_InvalidParameter | One of the input parameters is invalid | Fix the invalid input parameter. |
| SOAP Error | E_AuthMethod | The authentication method is not supported | Fix the authentication to a valid method of authentication (password, certificate, SAML) |
| SOAP Fault | VersionMismatch | The request is a different version of the protocol | Fix the SOAP message to contain a valid namespace. |
| SOAP Fault | E_InvalidCredential | The user credential is invalid. | Use a valid CDX ID and password. |

| Type of Error | Error.Warning Message | Reason for Error | Error Resolution |
|---------------|-------------------------------|---|---|
| SOAP Fault | E_ServiceUnavailable | The requested data service or web service is undefined. | Use a valid data or web service. |
| SOAP Fault | E_FeatureUnsupported | The requested feature is not supported. | Contact the CDX Help Desk for assistance. |
| SOAP Fault | E_Unknown | An unknown or undefined error has occurred. | Contact the CDX Help Desk for assistance. |
| SOAP Fault | E_RecipientNotSupported | The recipient functionality is not supported | Contact the CDX Help Desk for assistance. |
| SOAP Fault | E_NotificationURINotSupported | The NotificationURI functionality is not supported. | Contact the CDX Help Desk for assistance. |