

```
XMLSchema" xml version="1.0" encoding="UTF-8"
exchangenetwork" _ <xsd:schema
targetNamespace="http://www.epa.gov/exchangenetwork"
xmlns:xsd="http://www.w3.org/2001/XMLSchema"
xmlns:nei="http://www.epa.gov/exchangenetwork"
elementFormDefault="qualified"
version="3.0">
<xsd:include schemaLocation="EN_NEI_Common_v3_0.xsd" />
<!--
Start of Schema Header
-->
<xsd:annotation base="http://www.w3.org/2001/XMLSchema"
documentation="Point" />
<xsd:documentation base="http://www.w3.org/2001/XMLSchema"
documentation="Available: http://www.epa.gov/exchangenetwork" />
<xsd:documentation base="http://www.w3.org/2001/XMLSchema"
documentation="input format" />
<xsd:documentation base="http://www.w3.org/2001/XMLSchema"
documentation="user" />
<xsd:documentation base="http://www.w3.org/2001/XMLSchema"
documentation="Agency" />
Default="qualified" attributeFormDefault="unqualified"
SchemaLocation="EN_NEI_Common_v3_0.xsd" />
</xsd:schema>
Schema Name: NEI XML 3.0
Current Version: 0.94
Description: The NEI XML 3.0 Point Data
Application: Varies by Agency
Developed By: Environmental Information Exchange Network
http://www.epa.gov/exchangenetwork
http://www.w3.org/2001/XMLSchema
http://www.epa.gov/exchangenetwork
t="qualified" attributeFormDefault="unqualified"
SchemaLocation="EN_NEI_Common_v3_0.xsd" />
Schema Name: NEI XML 3.0
Current Version: 0.94
Description: The NEI XML 3.0 Point Data
Application: Varies by Agency
Developed By: Environmental Information Exchange Network
```

Toxic Release Inventory Flow Configuration Document (FCD)

Version: 0.94

Revision Date: 9/9/2005



ACKNOWLEDGEMENTS

This document was prepared with invaluable input and support from the following individuals:

INTEGRATED PROJECT TEAM MEMBERS	
Tim Antisdell	EPA TRI
Michael Beaulac	Michigan DEQ
Chris Clark	EPA CDX
John Cooper	EPA TRI
Bernadine Cox	Indiana DEM
Lin Darlington	EPA OEI
John Dombrowski	EPA TRI
Phyllis Donahue	EPA TRI
Phani Eturu	Virginia DEQ
Pat Garvey	EPA
Bill Geake	Windsor Solutions
Kathy Hale	CSC
Dona Huaug	Virginia
Robert Jackson	Michigan DEQ
Michael Juras	South Carolina
Erin Koch	EPA OGC
Phil Magrogan	Lockheed Martin
Vimla Mariwalla	EPA TRI
Natalia Vainshtein	CSC
Molly O'Neill	ECOS
Guy Outred	Windsor Solutions
Dipti Singh	EPA TRI
Brian Stevens	Indiana DEM
Brian Starkey	CSC CDX
Josh Woodyard	EPA TRI

Prepared By



4000 Kruse Way Place
Building 2, Suite 285
Lake Oswego, OR 97035

ECOS Contract Number: NE-GEN-01

Task Number: 06

Version Number	Date	Modifications
0.8	10/29/2004	First Draft
0.9	11/15/2004	<ul style="list-style-type: none"> • Implemented technical and legal updates from Erin Koch (EPA) • Minor edit to one TRI-ME to XML mapping field (STATE fields correctly map to XML StateCode, not StateName)
0.92	11/19/2004	<ul style="list-style-type: none"> • Several updates to TRI-ME to XML mapping fields. Changes are highlighted in bold red print.
0.93	3/12/2005	<ul style="list-style-type: none"> • Corrected mapping of CERT_LTR element (Row 184) to indicate Form R or Form A in the XML file
0.94	9/7/2005	<ul style="list-style-type: none"> • Standard EN cover page • Addition of Form A/R Indicator for each element in the flat file to XML mapping table in the appendix • Corrections to XML Mapping Appendix in green, including: <ul style="list-style-type: none"> ○ Row 3 – Unmapped FACSEQ, since XML Facility Identifier is populated with F_ID (Row 179). ○ Row 10 – Mapping logic updated to correctly handle the Partial Facility indicator ○ Row 83 – Mapping logic updated to handle GOCO and Federal Facility Indicator correctly ○ Row 123 – POTW Name (concatenate to prior field) ○ Row 125 – POTW Street (concatenate) ○ Row 134 – Offsite Facility Name (concatenate) ○ Row 136 – Offsite Facility Street (concatenate) ○ Row 141 – XML element map was on row 142 for the Controlled Location Indicator ○ Row 142 – XML mapping added to CountryName ○ Row 166-174 – Waste treatment Method code logic footnote added to handle multiple rows in the flat file

Table of Contents

INTRODUCTION	3
ABOUT THE TRI PROGRAM AND TRI REPORTING	3
ABOUT THE TRI DATA EXCHANGE PROJECT	4
FLOW CONFIGURATION DOCUMENT SCOPE	4
HOW TO USE THIS FCD	5
TRI DATA SERVICES.....	6
TRI DATA FLOW CONFIGURATION.....	7
DATA FLOW OVERVIEW.....	7
DATA FLOW WEB SERVICES PROCESS	8
<i>Pre-conditions</i>	8
<i>Processing</i>	9
<i>Post-conditions</i>	9
OTHER CONSIDERATIONS	10
EXCHANGE NETWORK HEADER	10
REVISIONS	10
LIMITATIONS OF PILOT TRI DATA EXCHANGE	10
<i>Limited number of TRI Facilities using CDX</i>	10
<i>States Can Not Retrieve TRI Data from EPA</i>	10
APPENDIX A – VERSION 2 TRI DATA SERVICES	11
OVERVIEW	11
DATA SERVICES FOR DATABASE SYNCHRONIZATION	12
<i>Get TRI Data</i>	12
APPENDIX B –TRI-ME TO XML CROSS REFERENCE	14
MAPPING TRI-ME FLAT FILES TO XML.....	14
<i>TRI-ME Specifications</i>	14
<i>TRI-ME Flat File-to-XML Hierarchy</i>	14
RY2003 FLAT FILE TO XML MAPPING.....	17

Introduction

About the TRI Program and TRI Reporting

The Toxic Release Inventory is an EPA program enacted as part of the Emergency Planning and Community Right to Know Act (EPCRA) of 1996. Sections 311 and 312 of EPCRA require businesses to report the locations and quantities of chemicals stored on-site to state and local governments in order to help communities prepare to respond to chemical spills and similar emergencies. EPCRA Section 313 requires certain facilities to report data on releases and transfers of certain toxic chemicals to both EPA and the state in which they are located. The statute also requires that EPA make the data available to the public in the Toxics Release Inventory. In 1990 Congress passed the Pollution Prevention Act which required that additional data on waste management and source reduction activities be reported to the TRI.

Every year, tens of thousands of facilities in the United States submit reporting forms to both the state and EPA. Initially, all reports were completed on paper forms and sent via postal mail. EPA established a data processing center, which manually entered data from the TRI reporting forms into the EPA's data systems.

In 2000, EPA piloted TRI-ME (TRI Made Easy), a software tool to assist facilities in preparing their TRI submissions. TRI-ME was fully implemented the following year, allowing all facilities to use the new method of submission. Facilities which used TRI-ME were able to send a magnetic media diskette via mail to states and EPA.

State may process the EPA file format using a free software application, UTIL, provided by the EPA. UTIL allows states to read in data from diskette submissions, type data from paper submissions and export data to an ODBC-compliant database such as MS Access, Oracle or MS SQL Server.

In more recent years, TRI-ME has allowed facilities to submit TRI-ME files to EPA via EPA's Central Data Exchange (CDX) Web Portal. This process eliminates the problems associated with submission of diskettes via "snail mail" such as lost or damaged media.

Today, more than 60% of TRI submissions are completed electronically (either via CDX or mailed diskettes).

Looking to the future, the TRI program is embarking on a project to create TRI-ME Web, a web-based version of TRI-ME. A pilot of TRI-ME Web is expected to take place in spring, 2006. TRI-ME Web will offer numerous advantages over the current model including instantaneous submission to both EPA and participating states, much more rigorous tracking of revisions, flexible and efficient mechanism for implementing new business rules, validation and feedback.

About the TRI Data Exchange Project

The TRI Reporting flow was identified by the NSB (Network Steering Board) as a logical candidate for outbound data flow from EPA to states. The goal of this project is to define the exchange network requirements (i.e., XML schema and data services) to support the outbound flow of EPA TRI data to states.

This project represents the first phase of integration of TRI into the Exchange Network. As such, the project seeks to address a limited set of tasks and deliverables. The following deliverables are included in the scope of this project:

- Development of an XML schema for TRI data
- Development of a Flow Configuration Document (FCD)

In conjunction with this project, the integrated project team (IPT) has set a goal to pilot the data flow described in this document with four states by February 2005. The TRI data exchange pilot states are South Carolina, Virginia, Michigan and Indiana.

Flow Configuration Document Scope

A FCD is intended to define the supported data services and processes that are used to exchange information. In addition, the FCD serves as a guide for trading partners the details and challenges associated with a specific flow.

A fundamental objective of the Exchange Network is to migrate away from one-way submissions to national data systems and implement dynamic exchanges of information amongst trading partners; with the originating system being the definitive source and steward of the data. It is expected that after an initial instantaneous push of facility-submitted data to state and tribal partners, EPA will serve as the definitive data source for this data flow. State agencies and tribes may request and/or receive TRI data from the EPA system.

Since this is the initial implementation of the TRI data flow over the exchange network, the goals of the project are limited. It is expected that expansion on the TRI data flow will encompass additional data exchange capabilities. The IPT has explored many of the features that will be required for an expansion of the pilot flow, and these conclusions have been added as an appendix to this document for future consideration.

The scope of this document and pilot data exchange is limited to the process of forwarding a copy of electronically reported TRI submissions to the CDX Web Site through the CDX Node and automatically sent on to exchange network partners. This will provide states with 'real-time', simultaneous receipt of the raw TRI data submitted by reporters, which will have the added benefit of reducing the burden of the current, statutory dual reporting requirement that compels facilities to make two submissions, one to EPA and one to their state.

The high-level process would include the following steps:

1. A Facility submits their TRI report data to EPA using the CDX Web portal
2. The CDX Web portal will send the data to the CDX Node
3. The CDX Node will transform the data from the TRI-ME text format to XML format
4. The CDX Node will transmit the TRI data in XML format to the appropriate Exchange Network partner's node
5. The Exchange Network partner will process the TRI data into its own data system

In this exchange scenario, CDX always initiates the process. One feature of this exchange is that only one facility's submission is transmitted at a time from CDX to the appropriate exchange partner. It is recognized that beyond the pilot phase, exchange partners may wish to request a variety of TRI data from EPA. This exchange scenario is not formalized in this version of the FCD; however Appendix A lays the foundation for this type of exchange which is expected for the next phase of the TRI data exchange.

How to use this FCD

This document is designed to provide vital information to Exchange Network flow implementers at EPA, states and tribes which wish to receive TRI submissions from the CDX node.

Prior to using this document, flow implementers should be familiar with the Exchange Network (www.exchangenetwork.net) and the EPA TRI Program (www.epa.gov/TRI). Furthermore, each partner should become familiar with how their own agency stores and utilizes TRI data and develop a strategy for handling TRI data once it is received. Exchange network partners will need to have an operational node before implementing the TRI data flow described in this document.

TRI Data Services

Data services are request-driven exchanges of data. A data service must be published by a data provider, which allows a requestor to retrieve information at any time. In the TRI exchange, data services will allow an exchange network partner to request TRI data from EPA. It is envisioned that this request might be for a variety of data needs such as TRI data for a given year, geographical boundary, chemical or industry.

This version of the FCD does not define any data services to be published by EPA.

Please refer to Appendix A which contains draft definitions for TRI data services which are envisioned for a future expansion of the TRI data flow.

While this exchange is certainly envisioned in the future, the pilot data exchange is limited to a “push” of TRI data from EPA to other exchange partners. This type of exchange is considered a *Data Flow*, since it is not initiated manually; rather it relies on trigger events to initiate a data exchange. Data Flows are discussed in the following section.

TRI Data Flow Configuration

Data Flow Overview

According to Exchange Network guidance, a *data flow* is defined as “a documented grouping of related data, their defined format, and the requests and responses, as defined by the Network Exchange Protocol and Network Node Functional Specification”. The TRI data flow consists of the automated transmission of TRI facility submission data from CDX to exchange partners.

The following diagram depicts how this data flow will be executed:

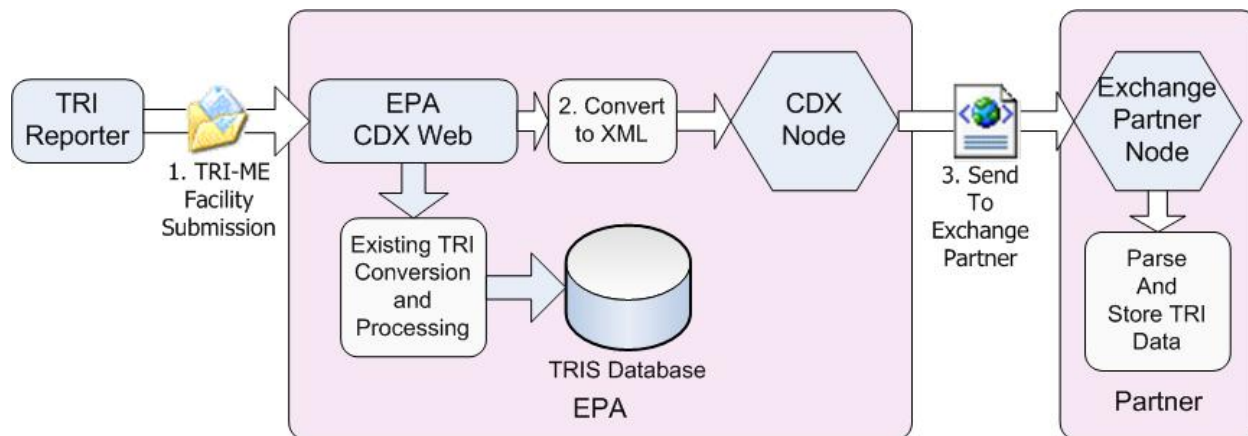


Figure 1: TRI Data Flow

The event and processing sequence for the TRI data flow is outlined below:

1. A facility prepares their TRI submission (which contains one or more TRI Reports)
2. The facility uploads their TRI submission to the EPA CDX Web site (using TRI ME)
3. The EPA TRI Flow processor transforms the submission from the flat file format¹ to the TRI XML format². This process occurs in parallel with the existing conversion and processing routines in place at EPA to read TRI data into the TRIS database
4. The CDX node then invokes a series of web services calls to transmit the data to the exchange partner (discussed in detail in the following section)
5. The receiving node parses the XML and processes the TRI data as dictated by the agency’s business processes

Note that data submissions do not pass any internal EPA validation (beyond the validation performed in the TRI-ME desktop software) before being redirected to an exchange partner. As a result, the XML file will not contain any report metadata except a received date.

¹ See Appendix B for information about the TRI Flat File submission format

² See the TRI Schema User’s Guide for information about the TRI XML schema

Data Flow Web Services Process

The following diagram illustrates the “conversation” between nodes to complete the exchange of TRI data.

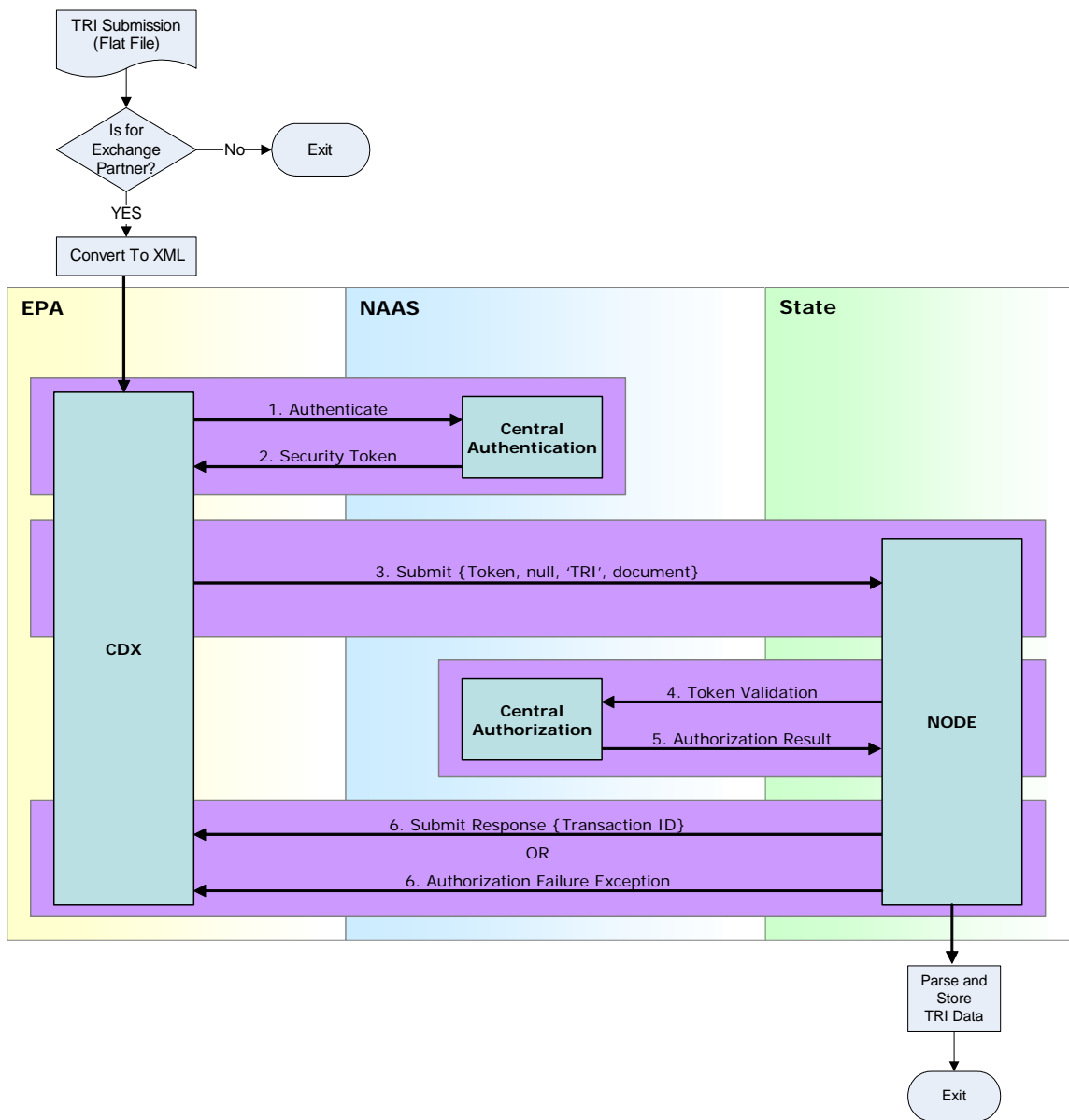


Figure 2: The TRI Data Flow Web Services Process

Pre-conditions

Before a web services dialogue can be initiated, CDX must determine if a received TRI submission is for a facility in an exchange partner’s state. If the submission is for a facility located in a state other than one which is participating in the exchange, then no action takes place. If the submission is for a facility located within a participating state, then CDX should proceed with the exchange.

CDX must then convert the received TRI submission files to the XML. Once the transformation is complete, then CDX will initiate a web services “conversation” with the exchange partner.

Processing

1. The CDX Node will attempt to **Authenticate** against the Network Authentication and Authorization Service (NAAS) for authentication³.
2. NAAS will provide CDX with a security token which will be used to allow the State Node to validate that the submission of TRI data is coming from CDX.
3. The CDX Node will attach the TRI submission in as a single `nodeDocument` in the `documents` parameter of the **Submit** web services method, along with the security token from the **Authenticate** response. No `transactionId` parameter should be included, since the method call is not included as a part of a larger transaction. Finally, the `dataflow` Parameter will be set to **TRI**. CDX then submits the message to the receiving Node.
4. The receiving Node will validate the security token against NAAS.
5. NAAS Central Authorization will respond with a result that will state whether access is granted or denied.
6. If authorization and receipt of the TRI document is successful, then the State Node will respond to the Submit along with a Transaction ID⁴. This Transaction ID will only be of use if the State subsequently finds some problem with the XML document. CDX will store the transaction ID along with the XML document submitted and so thus will provide some traceability in case of an issue that may require later, manual follow-up. If the security token does not validate against NAAS, the submit response should contain a SOAP fault indicating the error.

Post-conditions

When the submission is received by the State or Tribal partner, the business processes defined by the partner will dictate the proper action. Options include writing the submission to the file system or a database. Regardless of the action taken, the receiver should generate a Transaction ID and return it to the CDX node for tracking purposes.

³ Please see <http://naas.epacdxnode.net/> and the exchange network web site for more information.

⁴ A Transaction ID is a globally unique identifier (GUID) which can easily be generated in many programming languages

Other Considerations

Exchange Network Header

The Exchange Network has developed an XML document known as the Exchange Network Header (EN Header). This document serves as a XML wrapper around a given payload. The header contains information about the submitter and data about the contents of the payload. The header is particularly useful in complex data flows where the header contains about how the payload needs to be processed by the receiver.

It is not recommended that the TRI data flow implement the EN Header. Since each partner utilizes TRI data differently, processing instructions are not needed. Furthermore, it is understood that the origin of TRI data will be CDX, which will receive it directly from the reporting facility. Therefore, additional sender information would be unnecessary. Lastly, it is likely that the EN Header will be undergoing a significant revision in the near future. As such, using the header would be overly burdensome because TRI processing would require reengineering in the near future.

Revisions

Facilities have the ability to resubmit their TRI forms if they found that they have misstated or misrepresented their data. For the pilot data flow, this has no implications since each submitted file is automatically forwarded to the correct network partner. For bulk data exchange services (described in Appendix A), this becomes an issue. The IPT determined that there is no need to send all of a facilities superseded reports. Only the most current revision of any one report will be transmitted.

Limitations of Pilot TRI Data Exchange

The TRI pilot flow described in this document is meant to demonstrate the feasibility of using the Exchange Network to flow TRI data from CDX to states. The services included in the TRI pilot are sufficiently robust enough to synchronize state TRI databases with EPA TRI data until electronic reporting becomes universal.

Limited number of TRI Facilities using CDX

Of the universe of reporting facilities, only about 30% submit via CDX. This means about 70% of reporting facilities' data will not be transmitted over the Exchange Network using the data services described in this document. Some states will need to maintain their existing processes for capturing TRI data from paper forms or diskette submissions.

With the inevitable transition to web-based reporting and evolving technological capacity, it may not be far off when all facilities will be reporting via TRI-ME Web. If this occurs, it will be possible for the web services flow of TRI data to be the only mechanism for transmitting TRI data to partner states.

States Can Not Retrieve TRI Data from EPA

Under the current TRI flow configuration scope, TRI data is "pushed" to exchange partners from CDX. The ability for states to retrieve larger and more focused TRI data sets is understood to be of great value to states. This capability will be explored in the next phase of the project. Please refer to Appendix A for a discussion on data services which would allow exchange partners to dynamically retrieve data from EPA.

Appendix A – Version 2 TRI Data Services

Overview

Beyond the task of ‘pushing’ received TRI submission from EPA to States, the future TRI network exchange may provide States with a variety of web services that will allow them to solicit more comprehensive sets of TRI data.

One of the major hurdles prohibiting the implementation of these services is that EPA does not have a readily accessible data source for raw TRI data. The EPA TRIS system which stores all raw (i.e., as reported by TRI facility) data, along with corrections, revisions, validation test results and data from paper submissions is not readily accessible by CDX. While the internal EPA Envirofacts database is accessible, it only contains cleaned TRI data, which provides significantly less value to state agencies. EPA is working to find a solution for exposing timely and more comprehensive TRI data over the Exchange Network.

The following diagram illustrates the basic process for retrieving data from EPA via the anticipated future data services:

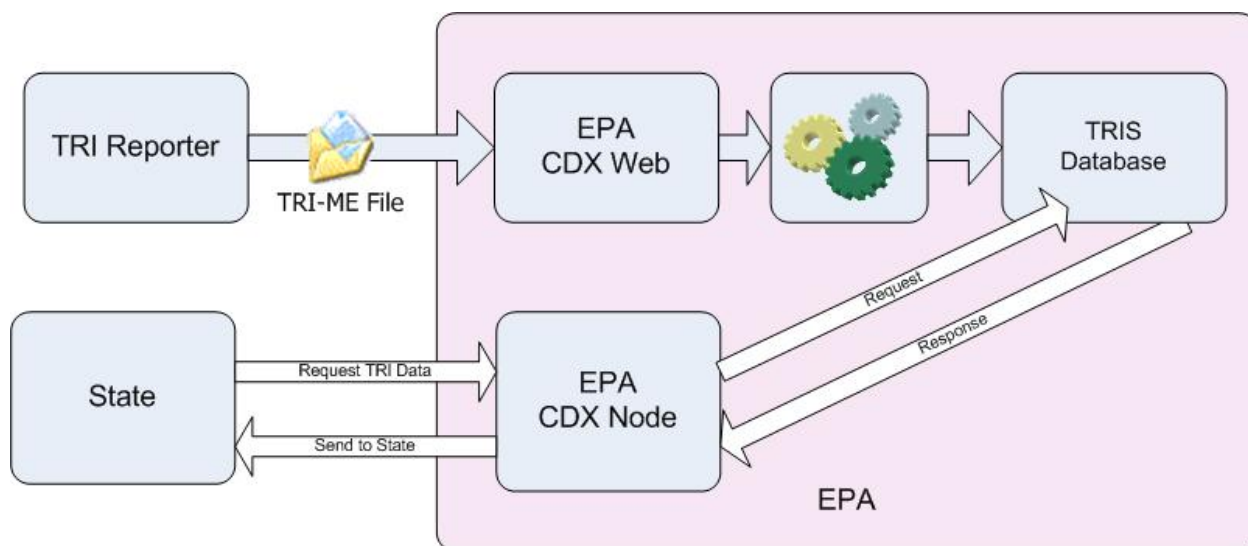


Figure 3: Exchange Partners Retrieving Data Directly from the EPA TRIS Database

Data Services for Database Synchronization

The following data service will provide the functionality needed for an exchange partner to retrieve TRI data from EPA for the purposes of local database synchronization.

Get TRI Data

Overview

This data service is used to retrieve all of the TRI Reports for a given state or array of states. The result can be filtered for a given reporting year if desired. This service would be used to refresh a state's database with all the TRI data for a given year. The Change Date parameter allows states to retrieve only data which has changed in the EPA TRI database since a given date. Using the Change Date parameter will reduce the size of the dataset substantially

Processing

- **State Code – (Required)** The two character code for a given state. For multiple states, use a pipe (|) delimiter to separate state codes.
- **Year – (Optional)** The four digit reporting year. For multiple years, use a pipe (|) delimiter to separate years. Providing no value returns all years
- **Change Date – (Optional)** If no change date is specified, all data for the above criteria will be returned. This service utilizes the change date parameter to permit requesting partners to limit the data returned.
- **Cleaned Data (Optional)** - Allows for indicating whether the service should provide raw TRI data as reported by facilities, or cleaned data as the result of EPA validation and data cleansing processes. If no value is provided, the service defaults to returning raw data.

Configuration

Data Service Name	TRI.GetTRIData
Data Service Type	Solicit
Data Service Parameters, Order, and Format	<p>An array of string values representing the query parameters for the information request. Unused parameters must be indicated in the parameter array. Where an individual parameter itself includes an array of values, the discrete values must be delimited.</p> <p>State Code (string) [required] Year (string) [optional] Change Date (Date) [optional] Cleaned Data (Boolean) [optional]</p> <p>Delimiter: Pipe ()</p>
Return Method (If Solicit)	Either via download or Submit with a Return URL
Payload Format (Schema)	TRI_TRI_v1.0
Data Service Timing/Initiation	N/A
Naming Convention	N/A

Security	Standard EN Protocol
NAAS Authorized User Accts.	CDX Node (epacdxnode@csc.com)
Other Security	N/A
Encryption	N/A
Signature	N/A
Data Service Management and Workflow	See Overview for this Service
Data Service Status/Fault Conditions	Protocol and Specification Default Conditions

Appendix B –TRI-ME to XML Cross Reference

Mapping TRI-ME Flat Files to XML

TRI-ME Specifications

CDX will need to convert incoming TRI-ME files from the flat, text format to TRI XML format for flowing data back to Exchange Network partners. The TRI-ME flat file specification varies from year to year as TRI form elements change. Developers should begin by referencing the EPA published document “Magnetic Media Formats RY2003” which discusses the position and format of each data element in detail.

The flat file specifications can be found at the following URLs:

2001:

http://www.epa.gov/tri/guide_docs/2001/mag_media_file_format_2001.pdf

2002:

http://www.epa.gov/triinter/guide_docs/2002/magneticmediafileformatsry2002a_0415rev.pdf

2003:

http://www.epa.gov/triinter/guide_docs/2003/Mag_Media_03.pdf

Please see the appendices for a field-by-field mapping of 2003 TRI-ME magnetic media format to XML.

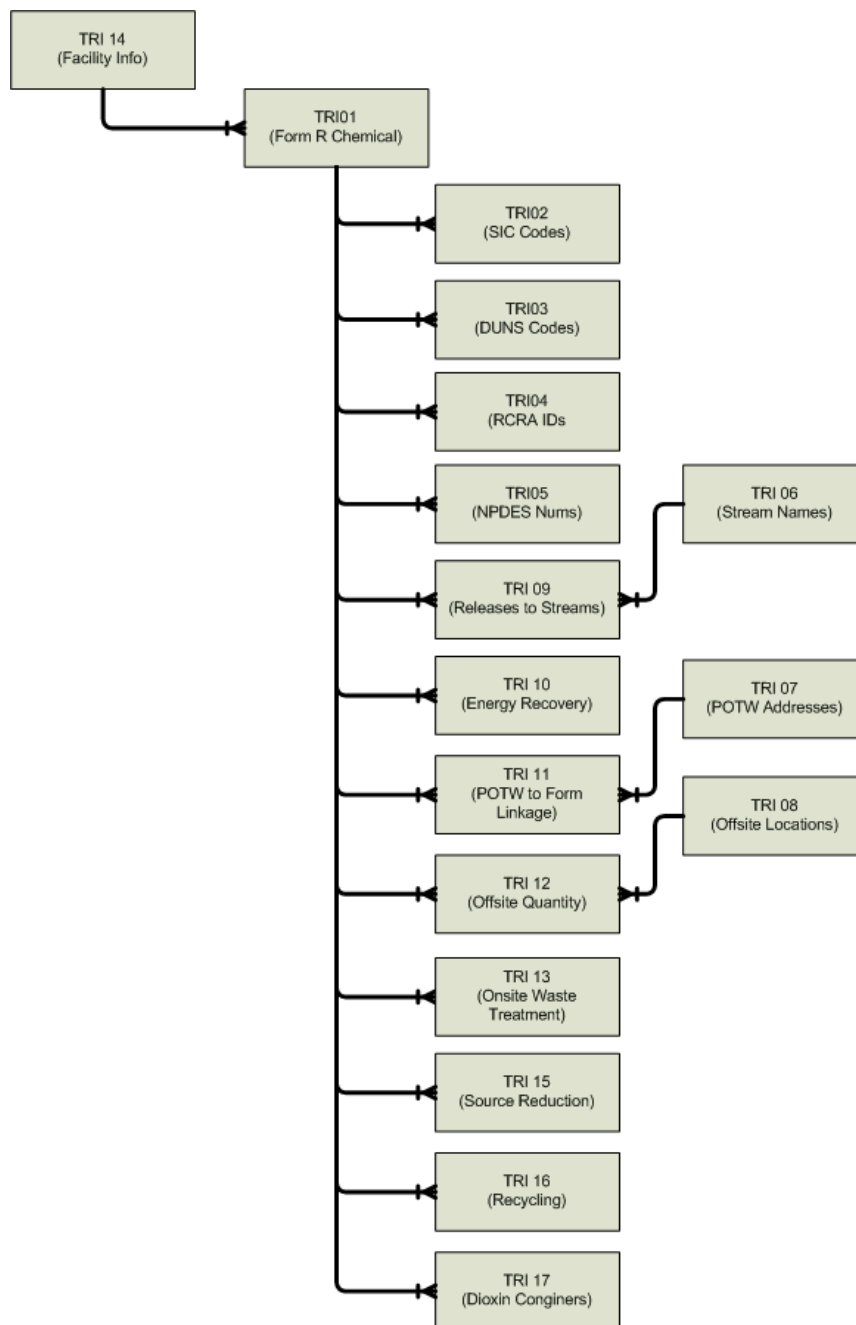
TRI-ME Flat File-to-XML Hierarchy

Please note that this document is not intended to be a definitive reference for the TRI-ME flat file format.

In order to successfully map data from the flat-file format to TRI XML, the structural mapping between the two formats must be understood. The following diagram displays the hierarchy of data in the TRI-ME flat file spec. Each box represents one file within a TRI-ME submission

A brief explanation of each TRI-ME file follows along with pertinent information about mapping from flat format to XML

- | | |
|--------|--|
| TRI 01 | Each row in the TRI01 file will map to a single Report element in TRI XML. Each report has a unique REPORT_NUM. All child records (in flat files) use this as a foreign key. Each record relates to one facility in TRI14. In TRI-ME, there should only be one Facility in the TRI14 file. Each submission should map with only one facility. |
| TRI 02 | Each row in TRI02 will map to a single SICCode element in the Facility block |
| TRI 03 | Each row in TRI03 will map to a single FacilityDunBradstreetNumber element in the Facility block |
| TRI 04 | Each row in TRI04 will map to a single RCRAIdentificationNumber element in the Facility block |
| TRI 05 | Each row in TRI05 will map to a single NPDESIdentificationNumber element in the Facility block |



The TRI-ME Flat-file Relational Model

- TRI 06 Used in conjunction with TRI09 to populate the **Report\OnsiteReleaseQuantity** block. Use data from TRI09 to populate the **Report\OnsiteReleaseQuantity\WaterStream\StreamName** element
- TRI 07 Used in conjunction with TRI11 to populate the **Report\TransferLocation** block. Use TRI07 to retrieve the names and addresses of publicly owned treatment works (POTWs). Use TRI11 data to determine which POTWs to add to the report. Note that **Report\TransferLocation\TransferQuantity** element is unused for POTWs.

-
- TRI 08 Used in conjunction with TRI12 to populate the **Report\TransferLocation** block. TRI08 contains the facility name and address info, while TRI12 contains the data for the **Report\TransferLocation\TransferQuantity** elements.
- TRI 09 Child of TRI06, related on STREAMCODE. Data from TRI09 is used to populate the **Report\OnsiteReleaseQuantity\WaterStream\StreamName** element.
- TRI 10 Each row in TRI10 maps to a **Report\OnsiteRecoveryProcess** block
- TRI 11 See TRI07. This table links a subset of the POTWs in TRI07 to the report.
- TRI 12 See TRI08. TRI12 contains data for the **Report\TransferLocation\TransferQuantity** elements
- TRI 13 TRI13 maps to **Report\WasteTreatmentDetails**. One report should have multiple waste treatment records.
- TRI 14 Contains facility information which maps to **TRI\Submission\Facility**.
- TRI 15 One row should exist for each report. Maps to **Report\SourceReductionActivity**.
- TRI 16 Each row maps to **Report\OnsiteRecyclingProcess \OnsiteRecyclingMethodCode** for a given report.
- TRI 17 Maps to the Dioxin elements in **Report\ChemicalIdentification**

RY2003 Flat File to XML Mapping

This table has been adapted from the published TRI Magnetic Media File Formats RY2003 document. Please reference the source document for comprehensive field descriptions, comments and other special conditions. Please see the TRI XML Data Exchange Template (DET) spreadsheet to see where each XML Element is located within the TRI XML Schema. The **Form** column indicates whether the element is present in only a Form R or both Form R and Form A.

Rec #	File	Field	Field Name	Type	Width	Start	End	Pg. (R)	Section	TRI XML Element	Comments	Form
1	TRI01	1	REC_TYPE	Character	2	1	2			N/A		
2	TRI01	2	REPORT_NUM	Character	5	3	7			Report\ReportIdentifier	Not required	R/A
3	TRI01	3	FAC_SEQNUM	Character	4	8	11			N/A	Not required	
4	TRI01	4	TRADE_SCRT	Character	1	12	12	1	2.1	Report\ChemicalTradeSecret Indicator	N = false, Y = true	R/A
5	TRI01	5	SANITIZED	Character	2	13	14	1	2.2	Report\SubmissionSanitized Indicator	N = false, Y = true, N/A = null	R/A
6	TRI01	6	REPORT_YR	Character	4	15	18	1	1	Report\SubmissionReporting Year		R/A
7	TRI01	7	CERT_NAME	Character	45	19	63	1	3	Report\CertifierName		R/A
8	TRI01	8	CERT_TITLE	Character	45	64	108	1	3	Report\CertifierTitleText		R/A
9	TRI01	9	CERT_DATE	Character	8	109	116	1	3	Report\CertificationSignedDate		R/A
10	TRI01	10	PART_FAC	Character	1	117	117	1	4.2	If = "A" Then Report\SubmissionPartialFacilityIndicator = false If = "B" Then Report\SubmissionPartialFacilityIndicator = true		R/A
11	TRI01	11	TECH_NAME	Character	45	118	162	1	4.3	Report\TechnicalContactName Text\IndividualFullName		R/A
12	TRI01	12	TECH_PHONE	Character	20	163	182	1	4.3	Report\TechnicalContactPhone Text		R/A
13	TRI01	13	CONT_NAME	Character	45	183	227	1	4.4	Report\PublicContactNameText\ IndividualFullName		R/A
14	TRI01	14	CONT_PHONE	Character	20	228	247	1	4.4	Report\PublicContactPhoneText		R/A
15	TRI01	15	UIC_NUM1	Character	12	248	259	1	4.10a	Facility\UICIdentificationNumber		R/A
16	TRI01	16	UIC_NUM2	Character	12	260	271	1	4.10b	Facility\UICIdentificationNumber		R/A
17	TRI01	17	CAS_NO	Character	9	272	280	2	1.1	Report\ChemicalIdentification\CASNumber		R/A
18	TRI01	18	CHEM_NAME	Character	70	281	350	2	1.2	Report\ChemicalIdentification\ ChemicalNameText		R/A
19	TRI01	19	MIXTURE	Character	70	351	420	2	2.1	Report\ChemicalIdentification\ ChemicalMixtureNameText		R/A
20	TRI01	20	PRODUCE	Character	1	421	421	2	3.1	Report\ChemicalActivitiesAnd Uses\ChemicalProduced Indicator	N = false, Y = true	R
21	TRI01	21	IMPORT	Character	1	422	422	2	3.1	Report\ChemicalActivitiesAnd Uses\ChemicalImported Indicator	N = false, Y = true	R
22	TRI01	22	ON_SITE	Character	1	423	423	2	3.1	Report\ChemicalActivitiesAnd Uses\ChemicalUsedProcessed Indicator	N = false, Y = true	R
23	TRI01	23	SALE_DIST	Character	1	424	424	2	3.1	Report\ChemicalActivitiesAnd Uses\ChemicalSalesDistribution Indicator	N = false, Y = true	R
24	TRI01	24	BYPRODUCT	Character	1	425	425	2	3.	Report\ChemicalActivitiesAnd Uses\ChemicalByproduct Indicator	N = false, Y = true	R
25	TRI01	25	IMPURITY	Character	1	426	426	2	3.1	Report\ChemicalActivitiesAnd Uses\ChemicalManufacture ImpurityIndicator	N = false, Y = true	R

26	TRI01	26	REACTANT	Character	1	427	427	2	3.2	Report\ChemicalActivitiesAnd Uses\ChemicalReactantIndicator	N = false, Y = true	R
27	TRI01	27	FORMULATN	Character	1	428	428	2	3.2	Report\ChemicalActivitiesAnd Uses\ChemicalFormulation ComponentIndicator	N = false, Y = true	R
28	TRI01	28	ARTICLE	Character	1	429	429	2	3.2	Report\ChemicalActivitiesAnd Uses\ChemicalArticleComponent Indicator	N = false, Y = true	R
29	TRI01	29	REPACKAGE	Character	1	430	430	2	3.2	Report\ChemicalActivitiesAnd Uses\ChemicalRepackaging Indicator	N = false, Y = true	R
30	TRI01	30	IMPURITY2	Character	1	431	431	2	3.2	Report\ChemicalActivitiesAnd Uses\ChemicalProcessImpurity Indicator	N = false, Y = true	R
31	TRI01	31	CHEM_PROC	Character	1	432	432	2	3.3	Report\ChemicalActivitiesAnd Uses\ChemicalProcessingAid Indicator	N = false, Y = true	R
32	TRI01	32	MNFG_AID	Character	1	433	433	2	3.3	Report\ChemicalActivitiesAnd Uses\ChemicalManufactureAid Indicator	N = false, Y = true	R
33	TRI01	33	ANCILLARY	Character	1	434	434	2	3.3	Report\ChemicalActivitiesAnd Uses\ChemicalAncillaryUsage Indicator	N = false, Y = true	R
34	TRI01	34	MAX_ONSITE	Character	2	435	436	2	4.1	Report\MaximumChemical AmountCode		R
35	TRI01	35	FAIR_REL	Character	11	437	447	2	5.1	Set Report\OnsiteReleaseQuantity\EnvironmentalMediumCode to "AIR FUG" If "NA" then Report\OnsiteReleaseQuantity\OnsiteWasteQuantity\WasteQuantityNAIndicator If "A" or "B" or "C" then Report\OnsiteReleaseQuantity\OnsiteWasteQuantity\WasteQuantityRangeCode Else Report\OnsiteReleaseQuantity\ OnsiteWasteQuantity\WasteQuantityMeasure		R
36	TRI01	36	FAIR_BASIS	Character	2	448	449	2	5.1	Report\OnsiteReleaseQuantity\ OnsiteWasteQuantity QuantityBasisEstimationCode		R
37	TRI01	37	SAIR_REL	Character	11	450	460	2	5.2	Set Report\OnsiteReleaseQuantity\EnvironmentalMediumCode to "AIR STACK" If "NA" then Report\OnsiteReleaseQuantity\OnsiteWasteQuantity\WasteQuantityNAIndicator If "A" or "B" or "C" then Report\OnsiteReleaseQuantity\OnsiteWasteQuantity\WasteQuantityRangeCode Else Report\OnsiteReleaseQuantity\ OnsiteWasteQuantity\WasteQuantityMeasure		R
38	TRI01	38	SAIR_BASIS	Character	2	461	462	2	5.2	Report\OnsiteReleaseQuantity\ OnsiteWasteQuantity QuantityBasisEstimationCode		R
39	TRI01	39	UI1_REL	Character	11	463	473	2	5.4.1	Set Report\OnsiteReleaseQuantity\EnvironmentalMediumCode to "UININJ I" If "NA" then Report\OnsiteReleaseQuantity\OnsiteWasteQuantity\WasteQuantityNAIndicator If "A" or "B" or "C" then Report\OnsiteReleaseQuantity\OnsiteWasteQuantity\WasteQuantityRangeCode Else Report\OnsiteReleaseQuantity\ OnsiteWasteQuantity\WasteQuantityMeasure		R

40	TRI01	40	UI1_BASIS	Character	2	474	475	2	5.4.1	Report\OnsiteReleaseQuantity\ OnsiteWasteQuantity QuantityBasisEstimationCode	R
41	TRI01	41	RCRA_REL	Character	11	476	486	3	5.5.1.A	Set Report\OnsiteReleaseQuantity\EnvironmentalMediumCode to "RCRA C" If "NA" then Report\OnsiteReleaseQuantity\ OnsiteWasteQuantity\ WasteQuantityNAIndicator If "A" or "B" or "C" then Report\OnsiteReleaseQuantity\ OnsiteWasteQuantity\WasteQuantityRangeCode Else Report\OnsiteReleaseQuantity\ OnsiteWasteQuantity\WasteQuantityMeasure	R
42	TRI01	42	RCRA_BAS	Character	2	487	488	3	5.5.1.A		
43	TRI01	43	LND_REL	Character	11	489	499	3	5.5.2	Set Report\OnsiteReleaseQuantity\EnvironmentalMediumCode to "LAND TREA" If "NA" then Report\OnsiteReleaseQuantity\ OnsiteWasteQuantity\ WasteQuantityNAIndicator If "A" or "B" or "C" then Report\OnsiteReleaseQuantity\ OnsiteWasteQuantity\WasteQuantityRangeCode Else Report\OnsiteReleaseQuantity\ OnsiteWasteQuantity\WasteQuantityMeasure	R
44	TRI01	44	LAND_BAS	Character	2	500	501	3	5.5.2	Report\OnsiteReleaseQuantity\ OnsiteWasteQuantity QuantityBasisEstimationCode	R
45	TRI01	45	SRF_REL	Character	11	502	512	3	5.5.3A	Set Report\OnsiteReleaseQuantity\EnvironmentalMediumCode to "SI 5.5.3A" If "NA" then Report\OnsiteReleaseQuantity\ OnsiteWasteQuantity\ WasteQuantityNAIndicator If "A" or "B" or "C" then Report\OnsiteReleaseQuantity\ OnsiteWasteQuantity\WasteQuantityRangeCode Else Report\OnsiteReleaseQuantity\ OnsiteWasteQuantity\WasteQuantityMeasure	R
46	TRI01	46	SRF_BAS	Character	2	513	514	3	5.5.3A	Report\OnsiteReleaseQuantity\ OnsiteWasteQuantity QuantityBasisEstimationCode	R
47	TRI01	47	OTHR_REL	Character	11	515	525	3	5.5.4	Set Report\OnsiteReleaseQuantity\EnvironmentalMediumCode to "OTH DISP" If "NA" then Report\OnsiteReleaseQuantity\ OnsiteWasteQuantity\ WasteQuantityNAIndicator If "A" or "B" or "C" then Report\OnsiteReleaseQuantity\ OnsiteWasteQuantity\WasteQuantityRangeCode Else Report\OnsiteReleaseQuantity\ OnsiteWasteQuantity\WasteQuantityMeasure	R
48	TRI01	48	OTHR_BAS	Character	2	526	527	3	5.5.4	Report\OnsiteReleaseQuantity\ OnsiteWasteQuantity QuantityBasisEstimationCode	R
49	TRI01	49	POTW_REL	Character	11	528	538	3	6.1.A.1	If "NA" then Report\ POTWWasteQuantity\WasteQuantityNAIndicator If "A" or "B" or "C" then	R

										Report\ POTWWasteQuantity \ WasteQuantityRangeCode Else Report\ POTWWasteQuantity \ WasteQuantityMeasure	
50	TRI01	50	POTW_BAS	Character	2	539	540	3	6.1.A.2	Report\ POTWWasteQuantity \ QuantityBasisEstimationCode	R
*51	TRI01	51	QRELS_COLA	Character	13	541	553	5	8.1a	Report\SourceReductionQuantity\OnsiteUICDisposalQuantity Set YearOffsetMeasure = -1 If "NA" then TotalQuantityNAIndicator = true Else \TotalQuantity	R
*52	TRI01	52	QRELS_COLB	Character	13	554	566	5	8.1a	Report\SourceReductionQuantity\OnsiteUICDisposalQuantity Set YearOffsetMeasure = 0 If "NA" then TotalQuantityNAIndicator = true Else \TotalQuantity	R
*53	TRI01	53	QRELS_COLC	Character	13	567	579	5	8.1a	Report\SourceReductionQuantity\OnsiteUICDisposalQuantity Set YearOffsetMeasure = 1 If "NA" then TotalQuantityNAIndicator = true Else \TotalQuantity	R
*54	TRI01	54	QRELS_COLD	Character	13	580	592	5	8.1a	Report\SourceReductionQuantity\OnsiteUICDisposalQuantity Set YearOffsetMeasure = 2 If "NA" then TotalQuantityNAIndicator = true Else \TotalQuantity	R
55	TRI01	55	ONRCV_COLA	Character	13	593	605	5	8.2	Report\SourceReductionQuantity\OnsiteEnergyRecoveryQuantity YearOffsetMeasure = -1 If "NA" then TotalQuantityNAIndicator = true Else \TotalQuantity	R
56	TRI01	56	ONRCV_COLB	Character	13	606	618	5	8.2	Report\SourceReductionQuantity\OnsiteEnergyRecoveryQuantity YearOffsetMeasure = 0 If "NA" then TotalQuantityNAIndicator = true Else \TotalQuantity	R
57	TRI01	57	ONRCV_COLC	Character	13	619	631	5	8.2	Report\SourceReductionQuantity\OnsiteEnergyRecoveryQuantity YearOffsetMeasure = 1 If "NA" then TotalQuantityNAIndicator = true Else \TotalQuantity	R
58	TRI01	58	ONRCV_COLD	Character	13	632	644	5	8.2	Report\SourceReductionQuantity\OnsiteEnergyRecoveryQuantity YearOffsetMeasure = 2 If "NA" then TotalQuantityNAIndicator = true Else \TotalQuantity	R
59	TRI01	59	OFRCV_COLA	Character	13	645	657	5	8.3	Report\SourceReductionQuantity\OffsiteEnergyRecoveryQuantity YearOffsetMeasure = -1 If "NA" then TotalQuantityNAIndicator = true Else \TotalQuantity	R
60	TRI01	60	OFRCV_COLB	Character	13	658	670	5	8.3	Report\SourceReductionQuantity\OffsiteEnergyRecoveryQuantity YearOffsetMeasure = 0 If "NA" then TotalQuantityNAIndicator = true Else \TotalQuantity	R
61	TRI01	61	OFRCV_COLC	Character	13	671	683	5	8.3	Report\SourceReductionQuantity\OffsiteEnergyRecoveryQuantity YearOffsetMeasure = 1 If "NA" then TotalQuantityNAIndicator = true Else \TotalQuantity	R
62	TRI01	62	OFRCV_COLD	Character	13	684	696	5	8.3	Report\SourceReductionQuantity\OffsiteEnergyRecoveryQuantity YearOffsetMeasure = 2 If "NA" then TotalQuantityNAIndicator = true	R

										Else \TotalQuantity	
63	TRI01	63	ONRCY_COLA	Character	13	697	709	5	8.4	Report\SourceReductionQuantity\OnsiteRecycledQuantity YearOffsetMeasure = -1 If "NA" then TotalQuantityNAIndicator = true Else \TotalQuantity	R
64	TRI01	64	ONRCY_COLB	Character	13	710	722	5	8.4	Report\SourceReductionQuantity\OnsiteRecycledQuantity YearOffsetMeasure = 0 If "NA" then TotalQuantityNAIndicator = true Else \TotalQuantity	R
65	TRI01	65	ONRCY_COLC	Character	13	723	735	5	8.4	Report\SourceReductionQuantity\OnsiteRecycledQuantity YearOffsetMeasure = 1 If "NA" then TotalQuantityNAIndicator = true Else \TotalQuantity	R
66	TRI01	66	ONRCY_COLD	Character	13	737	748	5	8.4	Report\SourceReductionQuantity\OnsiteRecycledQuantity YearOffsetMeasure = 2 If "NA" then TotalQuantityNAIndicator = true Else \TotalQuantity	R
67	TRI01	67	OFRCY_COLA	Character	13	749	761	5	8.5	Report\SourceReductionQuantity\OffsiteRecycledQuantity YearOffsetMeasure = -1 If "NA" then TotalQuantityNAIndicator = true Else \TotalQuantity	R
68	TRI01	68	OFRCY_COLB	Character	13	762	774	5	8.5	Report\SourceReductionQuantity\OffsiteRecycledQuantity YearOffsetMeasure = 0 If "NA" then TotalQuantityNAIndicator = true Else \TotalQuantity	R
69	TRI01	69	OFRCY_COLC	Character	13	775	787	5	8.5	Report\SourceReductionQuantity\OffsiteRecycledQuantity YearOffsetMeasure = 1 If "NA" then TotalQuantityNAIndicator = true Else \TotalQuantity	R
70	TRI01	70	OFRCY_COLD	Character	13	788	800	5	8.5	Report\SourceReductionQuantity\OffsiteRecycledQuantity YearOffsetMeasure = 2 If "NA" then TotalQuantityNAIndicator = true Else \TotalQuantity	R
71	TRI01	71	ONTRT_COLA	Character	13	801	813	5	8.6	Report\SourceReductionQuantity\OnsiteTreatedQuantity YearOffsetMeasure = -1 If "NA" then TotalQuantityNAIndicator = true Else \TotalQuantity	R
72	TRI01	72	ONTRT_COLB	Character	13	814	826	5	8.6	Report\SourceReductionQuantity\OnsiteTreatedQuantity YearOffsetMeasure = 0 If "NA" then TotalQuantityNAIndicator = true Else \TotalQuantity	R
73	TRI01	73	ONTRT_COLC	Character	13	827	839	5	8.6	Report\SourceReductionQuantity\OnsiteTreatedQuantity YearOffsetMeasure = 1 If "NA" then TotalQuantityNAIndicator = true Else \TotalQuantity	R
74	TRI01	74	ONTRT_COLD	Character	13	840	852	5	8.6	Report\SourceReductionQuantity\OnsiteTreatedQuantity YearOffsetMeasure = 2 If "NA" then TotalQuantityNAIndicator = true Else \TotalQuantity	R
75	TRI01	75	OFTRT_COLA	Character	13	853	865	5	8.7	Report\SourceReductionQuantity\OffsiteTreatedQuantity YearOffsetMeasure = -1	R

										If "NA" then TotalQuantityNAIndicator = true Else \TotalQuantity	
76	TRI01	76	OFTRT_COLB	Character	13	866	878	5	8.7	Report\SourceReductionQuantity\OffsiteTreatedQuantity YearOffsetMeasure = 0 If "NA" then TotalQuantityNAIndicator = true Else \TotalQuantity	R
77	TRI01	77	OFTRT_COLC	Character	13	879	891	5	8.7	Report\SourceReductionQuantity\OffsiteTreatedQuantity YearOffsetMeasure = 1 If "NA" then TotalQuantityNAIndicator = true Else \TotalQuantity	R
78	TRI01	78	OFTRT_COLD	Character	13	892	904	5	8.7	Report\SourceReductionQuantity\OffsiteTreatedQuantity YearOffsetMeasure = 2 If "NA" then TotalQuantityNAIndicator = true Else \TotalQuantity	R
79	TRI01	79	RELSE_ENVI	Character	13	905	917	5	8.8	If "NA" then Report\SourceReductionQty\OneTimeReleaseNAIndicator Else Report\SourceReductionQuantity\OneTimeReleaseQuantity	R
80	TRI01	80	PROD_RATIO	Character	9	918	926	5	8.9	If "NA" then Report\SourceReductionQty\ProductionRatioNAIndicator Else Report\SourceReductionQuantity\ProductionRatioMeasure	R
81	TRI01	81	ADD_INFO	Character	1	927	927	5	8.11	Report\SubmissionAdditionalData Indicator	N = false, Y = true R
82	TRI01	82	REV_FLAG	Character	1	928	928	1	1.1	Report\RevisionIndicator	Leave N = N, Y = Y R/A
83	TRI01	83	FED_FLAG	Character	1	929	929	1	4.2c	If FED_FLAG = "F" Then Report\SubmissionFederalFacilityIndicator = "Y" and Report\GOCOFacilityIndicator = false If FED_FLAG = "G" Then Report\SubmissionFederalFacilityIndicator = "N" and Report\GOCOFacilityIndicator = true Else Report\SubmissionFederalFacilityIndicator = "N" and Report\GOCOFacilityIndicator = false	R/A
84	TRI01	84	CERT_LTR	Character	1	930	930			If CERT_LTR = "Y" then Report\ReportType\ReportTypeCode = "TRI_FORM_A" else Report\ReportType\ReportTypeCode = "TRI_FORM_R"	R/A
85	TRI01	85	UI2_REL	Character	11	931	941	2	5.4.2	Set Report\OnsiteReleaseQuantity\EnvironmentalMediumCode to "UININJ IIV" If "NA" then Report\OnsiteReleaseQuantity\OnsiteWasteQuantity\ WasteQuantityNAIndicator If "A" or "B" or "C" then Report\OnsiteReleaseQuantity\ OnsiteWasteQuantity\WasteQuantityRangeCode Else Report\OnsiteReleaseQuantity\ OnsiteWasteQuantity\WasteQuantityMeasure	R
86	TRI01	86	UI2_BASIS	Character	2	942	943	2	5.4.2	Report\OnsiteReleaseQuantity\ OnsiteWasteQuantity QuantityBasisEstimationCode	
87	TRI01	87	FILL_REL	Character	11	944	954	3	5.5.1.B	Set Report\OnsiteReleaseQuantity\EnvironmentalMediumCode to "OTH LANDF"	R

										If "NA" then Report\OnsiteReleaseQuantity\OnsiteWasteQuantity\WasteQuantityNAIndicator If "A" or "B" or "C" then Report\OnsiteReleaseQuantity\OnsiteWasteQuantity\WasteQuantityRangeCode Else Report\OnsiteReleaseQuantity\ OnsiteWasteQuantity\WasteQuantityMeasure	
88	TRI01	88	FILL_BAS	Character	2	955	956	3	5.5.1.B	Report\OnsiteReleaseQuantity\ OnsiteWasteQuantity QuantityBasisEstimationCode	R
89	TRI01	89	E_ADDRESS	Character	100	957	105 6	1	4.4		R
90	TRI01	90	E_ADDRESS_TYP E	Character	10	105 7	106 6	1	4.4	N/A	R
*91	TRI01	91	OTHSRF_REL	Character	11	106 7	107 7	3	5.5.3B	Set Report\OnsiteReleaseQuantity\EnvironmentalMediumCode to "SI 5.5.3B" If "NA" then Report\OnsiteReleaseQuantity\OnsiteWasteQuantity\WasteQuantityNAIndicator If "A" or "B" or "C" then Report\OnsiteReleaseQuantity\OnsiteWasteQuantity\WasteQuantityRangeCode Else Report\OnsiteReleaseQuantity\ OnsiteWasteQuantity\WasteQuantityMeasure	R
*92	TRI01	92	OTHSRF_BAS	Character	2	107 8	107 9	3	5.5.3B	Report\OnsiteReleaseQuantity\ OnsiteWasteQuantity QuantityBasisEstimationCode	R
*93	TRI01	93	QRON_COLA	Character	13	108 0	109 2	5	8.1b	Report\SourceReductionQuantity\OnsiteOtherDisposal Quantity Set YearOffsetMeasure = -1 If "NA" then TotalQuantityNAIndicator = true Else \TotalQuantity	R
*94	TRI01	94	QRON_COLB	Character	13	109 3	110 5	5	8.1b	Report\SourceReductionQuantity\OnsiteOtherDisposal Quantity Set YearOffsetMeasure = 0 If "NA" then TotalQuantityNAIndicator = true Else \TotalQuantity	R
*95	TRI01	95	QRON_COLC	Character	13	110 6	111 8	5	8.1b	Report\SourceReductionQuantity\OnsiteOtherDisposal Quantity Set YearOffsetMeasure = 1 If "NA" then TotalQuantityNAIndicator = true Else \TotalQuantity	R
*96	TRI01	96	QRON_COLD	Character	13	111 9	113 1	5	8.1b	Report\SourceReductionQuantity\OnsiteOtherDisposal Quantity Set YearOffsetMeasure = 2 If "NA" then TotalQuantityNAIndicator = true Else \TotalQuantity	R
*97	TRI01	97	QDOFF_COLA	Character	13	113 2	114 4	5	8.1c	Report\SourceReductionQuantity\OffsiteUICDisposal Quantity Set YearOffsetMeasure = -1 If "NA" then TotalQuantityNAIndicator = true Else \TotalQuantity	R
*98	TRI01	98	QDOFF_COLB	Character	13	114	115	5	8.1c	Report\SourceReductionQuantity\OffsiteUICDisposal	R

						5	7			Quantity Set YearOffsetMeasure = 0 If "NA" then TotalQuantityNAIndicator = true Else \TotalQuantity		
*99	TRI01	99	QDOFF_COLC	Character	13	115 8	117 0	5	8.1c	Report\SourceReductionQuantity\OffsiteUICDisposal Quantity Set YearOffsetMeasure = 1 If "NA" then TotalQuantityNAIndicator = true Else \TotalQuantity	R	
*100	TRI01	100	QDOFF_COLD	Character	13	117 1	118 3	5	8.1c	Report\SourceReductionQuantity\OffsiteUICDisposal Quantity Set YearOffsetMeasure = 2 If "NA" then TotalQuantityNAIndicator = true Else \TotalQuantity	R	
*101	TRI01	101	QROFF_COLA	Character	13	118 4	119 6	5	8.1d	Report\SourceReductionQuantity\OffsiteOtherDisposal Quantity Set YearOffsetMeasure = -1 If "NA" then TotalQuantityNAIndicator = true Else \TotalQuantity	R	
*102	TRI01	102	QROFF_COLB	Character	13	119 7	120 9	5	8.1d	Report\SourceReductionQuantity\OffsiteOtherDisposal Quantity Set YearOffsetMeasure = 0 If "NA" then TotalQuantityNAIndicator = true Else \TotalQuantity	R	
*103	TRI01	103	QROFF_COLC	Character	13	121 0	122 2	5	8.1d	Report\SourceReductionQuantity\OffsiteOtherDisposal Quantity Set YearOffsetMeasure = 1 If "NA" then TotalQuantityNAIndicator = true Else \TotalQuantity	R	
*104	TRI01	104	QROFF_COLD	Character	13	122 3	123 5	5	8.1d	Report\SourceReductionQuantity\OffsiteOtherDisposal Quantity Set YearOffsetMeasure = 2 If "NA" then TotalQuantityNAIndicator = true Else \TotalQuantity	R	
105	TRI02	1	REC_TYPE	Character	2	1	2			N/A		
106	TRI02	2	REPORT_NUM	Character	5	3	7			N/A		
107	TRI02	3	SIC_CODE	Character	4	8	11	1	4.5	Facility\FacilitySIC\SICCode	The first SIC code should be designated as PRIMARY in the TRI XML file	R/A
108	TRI03	1	REC_TYPE	Character	2	1	2			N/A		
109	TRI03	2	REPORT_NUM	Character	5	3	7			N/A		
110	TRI03	3	DUN_NUMBER	Character	9	8	16	1	4.7	Facility\FacilityDunBtrastreetNumber		R/A
111	TRI04	1	REC_TYPE	Character	2	1	2			N/A		
112	TRI04	2	REPORT_NUM	Character	5	3	7			N/A		

113	TRI04	3	EPA_ID	Character	12	8	19	1	4.8	Facility\RCRAIdentificationNumber		R/A
114	TRI05	1	REC_TYPE	Character	2	1	2			N/A		
115	TRI05	2	REPORT_NUM	Character	5	3	7			N/A		
116	TRI05	3	NPDES	Character	10	8	17	1	4.9	Facility\NPDESIdentificationNumber		R/A
117	TRI06	1	REC_TYPE	Character	2	1	2			N/A		
118	TRI06	2	STREAMCODE	Character	4	3	6	5.3.		N/A		
119	TRI06	3	STREAMNAME	Character	70	7	76	2	5.3._	Report\OnsiteReleaseQuantity\WaterStream\StreamName		
120	TRI07	1	REC_TYPE	Character	2	1	2			N/A	Set POTWIndicator = true for each row in TRI07	R
121	TRI07	2	POTW_CODE	Character	4	3	6	6.1.B.		Report\TransferLocation\TransferLocationSequenceNumber		R
122	TRI07	3	POTW_NAME1	Character	30	7	36	3	6.1.B._	Report\TransferLocation\FacilitySiteName	*	R
123	TRI07	4	POTW_NAME2	Character	30	37	66	3	6.1.B._	Report\TransferLocation\FacilitySiteName	Concatenate with prior field	R
124	TRI07	5	POTW_STRE1	Character	30	67	96	3	6.1.B._	Report\TransferLocation\LocationAddress\ LocationAddressText		R
125	TRI07	6	POTW_STRE2	Character	30	97	126	3	6.1.B._	Report\TransferLocation\LocationAddress\ LocationAddressText	Concatenate with prior field	R
126	TRI07	7	POTW_CITY	Character	25	127	151	3	6.1.B._	Report\TransferLocation\LocationAddress\LocalityName		R
127	TRI07	8	POTW_COUNT	Character	25	152	176	3	6.1.B._	Report\TransferLocation\LocationAddress\County\Identity \CountyName		R
128	TRI07	9	POTW_STATE	Character	2	177	178	3	6.1.B._	Report\TransferLocation\LocationAddress\State\Identity \StateName		R
129	TRI07	10	POTW_ZIP	Character	9	179	187	3	6.1.B._	Report\TransferLocation\LocationAddress\AddressPostal Code		R
130	TRI08	1	REC_TYPE	Character	2	1	2			N/A	Set POTWIndicator = false for each row in TRI08	R
131	TRI08	2	OFFSTE_COD	Character	4	3	6	3	6.2._	Report\TransferLocation\TransferLocationSequenceNumber		R
132	TRI08	3	RCRA_ID	Character	12	7	18	3	6.2._	Report\TransferLocation\RCRAIdentificationNumber		R
133	TRI08	4	OFF_NAME1	Character	30	19	48	3	6.2._	Report\TransferLocation\FacilitySiteName		R
134	TRI08	5	OFF_NAME2	Character	30	49	78	3	6.2._	Report\TransferLocation\FacilitySiteName	Concatenate with prior field	R
135	TRI08	6	OFF_STRET1	Character	30	79	108	3	6.2._	Report\TransferLocation\LocationAddress\ LocationAddressText		R
136	TRI08	7	OFF_STRET2	Character	30	109	138	3	6.2._	Report\TransferLocation\LocationAddress\ LocationAddressText	Concatenate with prior field	R
137	TRI08	8	OFF_CITY	Character	25	139	163	3	6.2._	Report\TransferLocation\LocationAddress\LocalityName		R
138	TRI08	9	OFF_COUNTY	Character	25	164	188	3	6.2._	Report\TransferLocation\LocationAddress\County\Identity		R

										\CountyName		
139	TRI08	10	OFF_STATE	Character	2	189	190	3	6.2._	Report\TransferLocation\LocationAddress\StateIdentity \StateName		R
140	TRI08	11	OFF_ZIP	Character	14	191	204	3	6.2._	Report\TransferLocation\LocationAddress\AddressPostal Code		R
141	TRI08	12	OFF_CNTRL	Character	2	205	206	3	6.2._	Report\TransferLocation\ControlledLocationIndicator	Y = true	R
142	TRI08	13	OFF_COUNTRY	Character	2	207	208	3	6.2._	Report\TransferLocation\LocationAddress CountryIdentity\CountryName		R
143	TRI08	14	OFF_PROVINCE	Character	25	209	233	3	6.2._	If Not Null then Report\TransferLocation\LocationAddress\StateIdentity \StateName		R
144	TRI08	15	OFF_COUNTRY_N AME	Character	44	234	277	3	6.2._	Report\TransferLocation\LocationAddress \CountryIdentity\CountryName		R
145	TRI09	1	REC_TYPE	Character	2	1	2			* Each row in TRI09 maps to one WaterStream element		R
146	TRI09	2	REPORT_NUM	Character	5	3				N/A		
147	TRI09	3	STREAMCODE	Character	4	8	11			N/A		
148	TRI09	4	STREAM_REL	Character	11	12	22	2	5.3._	Report\OnsiteReleaseQuantity\EnvironmentalMediumCode = "WATER" If "NA" then Report\OnsiteReleaseQuantity\ OnsiteWasteQuantity\ WasteQuantityNAIndicator If "A" or "B" or "C" then Report\OnsiteReleaseQuantity\ OnsiteWasteQuantity\WasteQuantityRangeCode Else Report\OnsiteReleaseQuantity\ OnsiteWasteQuantity\WasteQuantityMeasure		R
149	TRI09	5	STREAM_BAS	Character	2	23	24	2	5.3._	Report\OnsiteReleaseQuantity\ OnsiteWasteQuantity QuantityBasisEstimationCode		R
150	TRI09	6	STORM_PCT	Character	5	25	29	2	5.3._	If = "NA" Then Report\OnsiteReleaseQuantity\ WaterStream \ReleaseStormWaterNA Indicator = true Else Report\OnsiteReleaseQuantity\ WaterStream \ReleaseStormWaterPercent		R
151	TRI10	1	REC_TYPE	Character	2	1	2					
152	TRI10	2	REPORT_NUM	Character	5	3	7					
153	TRI10	3	SITRCVMTD	Character	3	8	10	5	7B	If "NA" Report\OnsiteRecoveryProcess\EnergyRecoveryNAIndicator Else If empty then do not populate Else If numeric Report\OnsiteRecoveryProcess\EnergyRecoveryMethodCode		R
154	TRI11	1	REC_TYPE	Character	2	1	2			N/A		
155	TRI11	2	REPORT_NUM	Character	5	3	7			N/A		
156	TRI11	3	POTW_CODE	Character	4	8	11	3	6.1.B._	N/A		
157	TRI12	1	REC_TYPE	Character	2	1	2			N/A		
158	TRI12	2	REPORT_NUM	Character	5	3	7			N/A		
159	TRI12	3	OFFSTE_COD	Character	4	8	11		6.2._	N/A		
160	TRI12	4	OFFSTE_REL	Character	11	12	22	4	6.2._	IF "NA" Then Report\TransferLocation\TransferQuantity \TransferQuantityNAIndicator = true IF "A" or "B" of "C" then Report\TransferLocation\TransferQuantity\ TransferRangeCode Else (decimal) Report\TransferLocation\TransferQuantity\ TotalTransfer Quantity		R

161	TRI12	5	OFFSTE_BAS	Character	2	23	24	4	6.2._	If "NA" Then Report\TransferLocation\TransferQuantity \TransferBasisEstimationNAIndicator = true Else Report\TransferLocation\TransferQuantity \TransferBasisEstimationCode		R
162	TRI12	6	OFFSTE_TRE	Character	3	25	27	4	6.2._	Report\TransferLocation\TransferQuantity \WasteManagementTypeCode		R
163	TRI13	1	REC_TYPE	Character	2	1	2					
164	TRI13	2	REPORT_NUM	Character	5	3						
165	TRI13	3	WTME_STREM	Character	2	8	9	4	7A._a	Report\WasteTreatmentDetails\WasteStreamTypeCode		R
166	TRI13	4	WTME_TRET1	Character	3	10	12	4	7A._b	Set Report\WasteTreatmentDetails\WasteTreatmentMethod\ WasteTreatmentSequenceNumber = 1 Set value into Report\WasteTreatmentDetails\WasteTreatmentMethod \WasteTreatmentMethodCode	*A	R
167	TRI13	5	WTME_TRET2	Character	3	13	15	4	7A._b	Set Report\WasteTreatmentDetails\WasteTreatmentMethod\ WasteTreatmentSequenceNumber = 2 Set value into Report\WasteTreatmentDetails\WasteTreatmentMethod \WasteTreatmentMethodCode	*A	R
168	TRI13	6	WTME_TRET3	Character	3	16	18	4	7A._b	Set Report\WasteTreatmentDetails\WasteTreatmentMethod\ WasteTreatmentSequenceNumber = 3 Set value into Report\WasteTreatmentDetails\WasteTreatmentMethod \WasteTreatmentMethodCode	*A	R
169	TRI13	7	WTME_TRET4	Character	3	19	21	4	7A._b	Set Report\WasteTreatmentDetails\WasteTreatmentMethod\ WasteTreatmentSequenceNumber = 4 Set value into Report\WasteTreatmentDetails\WasteTreatmentMethod \WasteTreatmentMethodCode	*A	R
170	TRI13	8	WTME_TRET5	Character	3	22	24	4	7A._b	Set Report\WasteTreatmentDetails\WasteTreatmentMethod\ WasteTreatmentSequenceNumber = 5 Set value into Report\WasteTreatmentDetails\WasteTreatmentMethod \WasteTreatmentMethodCode	*A	R
171	TRI13	9	WTME_TRET6	Character	3	25	27	4	7A._b	Set Report\WasteTreatmentDetails\WasteTreatmentMethod\ WasteTreatmentSequenceNumber = 6 Set value into Report\WasteTreatmentDetails\WasteTreatmentMethod \WasteTreatmentMethodCode	*A	R
172	TRI13	10	WTME_TRET7	Character	3	28	30	4	7A._b	Set Report\WasteTreatmentDetails\WasteTreatmentMethod\ WasteTreatmentSequenceNumber = 7 Set value into Report\WasteTreatmentDetails\WasteTreatmentMethod \WasteTreatmentMethodCode	*A	R
173	TRI13	11	WTME_TRET8	Character	3	31	33	4	7A._b	Set Report\WasteTreatmentDetails\WasteTreatmentMethod\ WasteTreatmentSequenceNumber = 8 Set value into Report\WasteTreatmentDetails\WasteTreatmentMethod \WasteTreatmentMethodCode	*A	R

174	TRI13	12	WTME_INFLU	Character	2	34	35	4	7A_c	Report\WasteTreatmentDetails\InfluentConcentrationRange Code	When value is either 01, 02, 03, 04 or 05, that indicates that the waste stream row is done.	R
175	TRI13	13	WTME_EFFIC	Character	5	36	40	4	7A_d	If "NA" Then Report\WasteTreatmentDetails\TreatmentEfficiency NAIndicator = true Else (numeric) Report\WasteTreatmentDetails\TreatmentEfficiency EstimatePercent		R
176	TRI13	14	WTME_DATA	Character	1	41	41	4	7A_e	Report\WasteTreatmentDetails\OperatingDataIndicator	Y = true	R
177	TRI14	1	REC_TYPE	Character	2	1	2					
178	TRI14	2	FAC_SEQNUM	Character	4	3	6			N/A		
179	TRI14	3	F_ID	Character	15	7	21	1	4.1	Facility\FacilityIdentifier		R/A
180	TRI14	4	FAC_NAME1	Character	30	22	51	1	4.1	Set FacilitySiteIdentifierContext attribute to TRI-ME Facility\FacilitySiteName		R/A
181	TRI14	5	FAC_NAME2	Character	30	52	81	1	4.1	Facility\FacilitySiteName	Concatenate with prior field	R/A
182	TRI14	6	FAC_STRT1	Character	30	82	111	1	4.1	Facility\LocationAddress\LocationAddressText		R/A
183	TRI14	7	FAC_STRT2	Character	30	112	141	1	4.1	Facility\LocationAddress\SupplementalLocationText		R/A
184	TRI14	8	FAC_CITY	Character	25	142	166	1	4.1	Facility\LocationAddress\LocalityName		R/A
185	TRI14	9	FAC_CNTY	Character	25	167	191	1	4.1	Facility\LocationAddress\CountyIdentity\CountyName		R/A
186	TRI14	10	FAC_STATE	Character	2	192	193	1	4.1	Facility\LocationAddress\StateIdentity\StateCode		R/A
187	TRI14	11	FAC_ZIP	Character	9	194	202	1	4.	Facility\LocationAddress\AddressPostalCode		R/A
188	TRI14	12	FAC_LAT	Character	7	203	209	1	4.6	Facility\GeographicLocationDescription\LatitudeDegreeMeasure And Facility\GeographicLocationDescription\LatitudeMinuteMeasure And Facility\GeographicLocationDescription\LatitudeSecondMeasure	Parse on format DDDMMSS	R/A
189	TRI14	13	FAC_LONG	Character	7	210	216	1	4.6	Facility\GeographicLocationDescription\LatitudeDegreeMeasure And Facility\GeographicLocationDescription\LatitudeMinuteMeasure And Facility\GeographicLocationDescription\LatitudeSecondMeasure	Parse on format DDDMMSS	R/A
190	TRI14	14	PAR_CO_NAM	Character	45	217	261	1	5.1	Facility\ParentCompanyNameText		R/A
191	TRI14	15	PAR_CO_DUN	Character	9	262	270	1	5.2	Facility\ParentDunBradstreet		R/A
192	TRI14	16	MAIL_STR1	Character	30	271	300	1	4.1	Facility\MailingAddress\MailingAddressText		R/A
193	TRI14	17	MAIL_STR2	Character	30	301	330	1	4.1	Facility\MailingAddress\SupplementalAddressText		R/A
194	TRI14	18	MAIL_CITY	Character	25	331	355	1	4.1	Facility\MailingAddress\MailingAddressCityName		R/A
195	TRI14	19	MAIL_STATE	Character	2	356	357	1	4.1	Facility\MailingAddress\StateIdentity\StateCode		R/A
196	TRI14	20	MAIL_ZIP	Character	14	358	371	1	4.1	Facility\MailingAddress\AddressPostalCode		R/A

197	TRI14	21	MAIL_NAME	Character	60	372	431	1	4.1	Facility\MailingFacilitySiteName		R/A
198	TRI14	22	MAIL_COUNTRY	Character	2	432	433	1	4.1	Facility\MailingAddress\CountryIdentity\CountryCode		R/A
199	TRI14	23	MAIL_PROVINCE	Character	25	434	458	1	4.1	Facility\MailingAddress\ProvinceNameText		R/A
200	TRI14	24	MAIL_COUNTRY_NAME	Character	44	459	502	1	4.1	Facility\MailingAddress\CountryIdentity\CountryName		R/A
201	TRI15	1	REC_TYPE	Character	2	1	2					
202	TRI15	2	REPORT_NUM	Character	5	3	7					
203	TRI15	3	SRCE_REduc	Character	3	8	10	5	8.10._	Report\SourceReductionActivity\SourceReductionActivityCode		R
204	TRI15	4	MTHDS_ID1	Character	3	11	13	5	8.10._	Report\SourceReductionActivity\SourceReductionMethodCode		R
205	TRI15	5	MTHDS_ID2	Character	3	14	16	5	8.10._	Report\SourceReductionActivity\SourceReductionMethodCode		R
206	TRI15	6	MTHDS_ID3	Character	3	17	19	5	8.10._	Report\SourceReductionActivity\SourceReductionMethodCode		R
207	TRI16	1	REC_TYPE	Character	2	1	2					
208	TRI16	2	REPORT_NUM	Character	5	3	7					
209	TRI16	3	SITRCVMTHD	Character	3	8	10	5	7C	If SITRCVMTHD = "NA" then Report\OnsiteRecyclingProcess\OnsiteRecyclingNAIndicator Else for each row in TRI16 for the current report: Report\OnsiteRecyclingProcess\OnsiteRecyclingMethodCode		R
210	TRITR	1	REC_TYPE	Character	2	1	2			N/A		
211	TRITR	2	NUM_FACLT	Character	5	3	7			N/A		
212	TRITR	3	NUM_SUBM	Character	5	8	12			N/A		
213	TRITR	4	REPORT_YR	Character	4	13	16			N/A		
214	TRITR	5	VENDOR	Character	45	17	61			N/A		
215	TRITR	6	SW_NAME	Character	45	62	106			N/A		
216	TRITR	7	VERSION	Character	20	107	126			N/A		
217	TRITR	8	V_CONTACT	Character	30	127	156			N/A		
218	TRITR	9	V_PHNUM	Character	15	157	171			N/A		
219	TRITR	10	V_EMAIL	Character	70	172	241			N/A		
220	TRI17	1	REC_TYPE	Character	2	1	2			N/A		
221	TRI17	2	REPORT_NUM	Character	5	3	7			N/A		
222	TRI17	3	NA	Character	1	8	8	2	1.4	Report\ChemicalIdentification\DioxinDistributionNAIndicator		R
223	TRI17	4	PCT1	Character	5	9	13	2	1.4	Report\ChemicalIdentification\DioxinDistribution1Percent		R
224	TRI17	5	PCT2	Character	5	14	18	2	1.4	Report\ChemicalIdentification\DioxinDistribution2Percent		R
225	TRI17	6	PCT3	Character	5	19	23	2	1.4	Report\ChemicalIdentification\DioxinDistribution3Percent		R
226	TRI17	7	PCT4	Character	5	24	28	2	1.4	Report\ChemicalIdentification\DioxinDistribution4Percent		R
227	TRI17	8	PCT5	Character	5	29	33	2	1.4	Report\ChemicalIdentification\DioxinDistribution5Percent		R
228	TRI17	9	PCT6	Character	5	34	38	2	1.4	Report\ChemicalIdentification\DioxinDistribution6Percent		R
229	TRI17	10	PCT7	Character	5	39	43	2	1.4	Report\ChemicalIdentification\DioxinDistribution7Percent		R
230	TRI17	11	PCT8	Character	5	44	48	2	1.4	Report\ChemicalIdentification\DioxinDistribution8Percent		R
231	TRI17	12	PCT9	Character	5	49	53	2	1.4	Report\ChemicalIdentification\DioxinDistribution9Percent		R
232	TRI17	13	PCT10	Character	5	54	58	2	1.4	Report\ChemicalIdentification\DioxinDistribution10Percent		R

233	TRI17	14	PCT11	Character	5	59	63	2	1.4	Report\ChemicalIdentification\DioxinDistribution11Percent		R
234	TRI17	15	PCT12	Character	5	64	68	2	1.4	Report\ChemicalIdentification\DioxinDistribution12Percent		R
235	TRI17	16	PCT13	Character	5	69	73	2	1.4	Report\ChemicalIdentification\DioxinDistribution13Percent		R
236	TRI17	17	PCT14	Character	5	74	78	2	1.4	Report\ChemicalIdentification\DioxinDistribution14Percent		R
237	TRI17	18	PCT15	Character	5	79	83	2	1.4	Report\ChemicalIdentification\DioxinDistribution15Percent		R
238	TRI17	19	PCT16	Character	5	84	88	2	1.4	Report\ChemicalIdentification\DioxinDistribution16Percent		R
239	TRI17	20	PCT17	Character	5	89	93	2	1.4	Report\ChemicalIdentification\DioxinDistribution17Percent		R

*A – The TRI-ME reporting software allows a reporter to enter more than eight Waste Treatment Method Sequence codes in section 7A._b, however the flat file format only contains eight adjacent fields to store this data. If more than eight Method codes are entered, a second row is created for the same waste stream and Method code #9 is inserted into WTME_TRET1 and so on. The last row for a given waste stream is identified by having a valid range code in WTME_INFLU field (i.e. 01, 02, 03, 04 or 05). Rows in TRI13 which roll over to a following row will have “NA” entered in the WTME_INFLU field.